



**ST. JOHN'S COLLEGE PALAYAMKOTTAI
TIRUNELVELI – 627 002**

sjc1878@stjohnscollege.edu.in, www.stjohnscollege.edu.in



Annual Academic Audit Report

2014-15

Department of English

25th & 26th August 2015

Table of Contents

1. Introduction.....	2
2. Objectives of Academic Auditing:	2
3. Academic Audit Panel Members	2
4. Schedule of the Annual Academic Audit	4
5. Department Profile.....	4
5.1 List of Pioneers.....	6
5.2 Best Practices of the Department.....	7
5.3 Infrastructure in the Department	7
5.4 Department Library Facilities	8
5.5 Milestones of the Department.....	8
5.6 Faculty Profile.....	8
5.7 List of the Faculty members	9
6. Students' community-wise statistics.....	10
7. Curriculum.....	10
7.1 Program structure.....	11
8. Course Evaluation Pattern	14
9. Students' Performance and Learning Outcome	14
10. Result analysis	15
11. Department Activities.....	26
12. List of Ph.D. scholars.....	33
13. Research works published in National/International conference, journals and books.....	34
14. Outcome of students' meeting	34
15. Outcome of faculty meeting.....	34
16. Overall assessment.....	35
17. Suggestions.....	35
18. Conclusion.....	35
19. Signature of the Academic Panel Members.....	36

Academic audit report 2014-2015

1. Introduction

The Academic Audit of the Department was conducted on 25th and 26th August, 2015. The purpose of the Audit is to provide the opportunity for a regular strategic overview of the entirety of a Department's Teaching and Learning activity. The Self Evaluation Document (SED) of the Department was presented to the panel. The Panel Members investigated the different aspects of the Document, and authenticated them with the supporting evidences. This report consolidates the findings of the panel and put forth the suggestions and area of improvements possible in the future.

2. Objectives of Academic Auditing

- To evaluate the academic performance of every faculty member in the department.
- To identify the strengths and limitations of the department.
- To confirm maximum output from the faculty members as well as the students.
- To ensure proper guidelines for both the teaching faculty and the students/ researchers.

3. Academic Audit Panel Members

Chair Person

Dr. E. Edward David Sundararaj,
Head, Department of English and Research Center,
St John's College, Palayamkottai,
Tirunelveli- 627002,
Tamil Nadu.
Phone: 9442252264,
Email: eddiebenvin@gmail.com

Coordinator

Prof. J. Pinky Diana Evelyn
Assistant Professor of English,
St John's College, Palayamkottai,
Tirunelveli- 627002,

Tamil Nadu.

Phone: 9566990595,

Email: pinkydhinakarr@gmail.com

Subject Expert-1

Dr. Jessica Selwyn,

Head, Department of English and Research Center,

Sarah Tucker College,

Tirunelveli-7.

Phone: 9486777795,

Email: jessicaselwyn@gmail.com

Subject Expert-2

Dr. Felicia Gladys Manoah,

AssociateProfessor,

Department of English and Research Center,

Sarah Tucker College.

Tirunelveli-7.

Phone: 9843441516,

Email: feliciamanoah@gmail.com

Industry Expert

Mr. T. S. Sundersingh,

Gazetted officer,

Agriculture Department.

Phone: 9842180700

Email: tssundersingh@gmail.com

4. Schedule of the Academic Audit (2014- 2015)

Day I (25-8-2015)

Time	Activity
9.30am to 10.00am	Entry meeting of the panel with the principal and IQAC coordinator in Principal's office.
10.15am to 11.15am	Department presentation in the Department along with IQAC coordinator and the panel.
11.15am to 11.30am	Tea break
11.30am to 12.30 pm	Meeting the staff.
12.30pm to 1.30pm	Lunch break
1.30pm to 2pm	Meeting the research scholars and MPhil students.
2pm to 2.30pm	Meeting the PG students
2.30pm to 3pm	Meeting the UG students
3pm to 3.15pm	Tea break
3.15pm to 4.30pm	Meeting the student leaders.

Day II (26-8-2015)

Time	Activity
9.30am to 10.30am	Visiting the Infrastructure
10.30am to 11.15am	Verifying the audit report and the supporting evidences
11.15am to 11.30am	Tea break
11.30am to 12.30pm	Verifying the audit report and the supporting evidences.
12.30pm to 1.30pm	Lunch break
1.30pm to 3.30pm	Preparation of the audit report by the Panel
3.30pm to 4.30pm	Exit meeting with principal and IQAC Coordinator.

5. Department profile

The Department of English of St John's is as old as the college itself-140 years and it has the unique honour of having had native speakers of English as faculty members. Names of former Professors like the Revd. Schaffter, Bennett and Philip Lea, all from England, have added charm and attraction to this Department.

From a humble beginning, the Department keeps growing, catering to the academic and intellectual needs of many. At first, English was offered as a compulsory Language Paper for

Intermediate and Degree courses. In the year 1968, taking into account the growing demand of the students to study English Literature as a major subject, a special graduation course in English was introduced. The desire to graduate with English as the major subject kept growing and hence the approved strength in the undergraduate course was raised to 40 in each class. The Department of English was able to produce a number of University rank holders each year in the Madurai University and for a long time the renowned writer and thinker, Prof. D. A. Thangasamy was heading the Department.

Having been much rated by its productive performance resulting in moulding the future leaders of the society like IAS Officers, Central Ministers, Executives in the Police Department, Administrators in Central Excise, Professors and Principals in various Universities and Colleges all over India. The Department went for up-gradation with the university's approval and government grant, the Post Graduation course (M.A) in English was introduced from 1971 onwards. Both men and women students were admitted to the PG course in English. Dr. Francis Soundararajan became the first head of the Post Graduate Department of English of St. John's heading a team of 22 Professors and Assistant Professors.

As expected, the Department of English continued to produce Gold Medalists year after year and today it can boast of its proud alumnae shining in various walks of life as world famous musicians and singers, straightforward IAS/IPS officers, popular politicians and many great academicians.

Right now there are around 190 students in the B.A. course and 60 in M.A. There are 16 members in the faculty of English and all of them are experts in their own fields. Most of our staff members are Ph.D. degree holders and many more are on the verge of completing their Ph.Ds. Many faculty members have been guiding Research Scholars of M.Phil. and Ph.D.

The Department of English also produces nearly 15 M.Phil scholars every year. The course is not only research but also in career-orientation and the faculty members are qualified in every way to guide M.Phil. Scholars.

5.1 List of pioneers

1.	Rev. H.J. Schaffter
2.	Rev. H.P. Young
3.	Rev. C.W.F. Bennett
4.	Bp. G.T. Selwyn
5.	Mr. Walter George
6.	Bp. Thomas Garrett
7.	Rev. Philip Lea
8.	Rev. H.J.M. Turner
9.	Prof. G. John Devadasan
10.	Prof. D.S. George Muller
11.	Prof. D.A. Thangasamy
12.	Rev. Dr. H. Francis Soundararaj.
13.	Prof. G. Samuel Ebenezer
14.	Prof. Immanuel B. Asirvatham
15.	Dr. Vedamani Balraj
16.	Dr. P. Iyadurai
17.	Dr. R.S. Arulanandham
18.	Prof. Leslie I. Jacob
19.	Prof. A. Jesuraja
20.	Prof. S. Rajapandian
21.	Dr. P. Kanagaraj

22.	Dr. J. Baskar Joel
23.	Dr. S. Mark Joseph
24.	Dr. P. Navaraj Chandrasekaran
25.	Dr. R.K. Jacob
26.	Prof. C.M.I.Singaraj
27.	Prof. T. Karunaharan
28.	Dr. E. Diwarah Abraham Devadason
29.	Dr. Ida.P.Joseph

5.2 Best practices of the department

For The Student By The Student.

Constructing The Character.

5.3 Infrastructure in the Department

S. No.	Items	Verification (Yes/No)	Comments
1	No. of class rooms	Yes	Five
2	Computers for teachers	Yes	Available
3	Computers for scholars	Yes	Available
4	Internet access and related software	Yes	Available
5.	Uninterrupted Power Supply	Yes	Available
6.	Water Supply	Yes	Available

5.4 Department Library Facilities

Total No. of Books Available	Total No. of Journals Available	Total No. of Computer Systems with Internet Facilities
2098	70	1

5.5 Milestones of the Department

- BA English Literature Course was established in 1969.
- MA English Literature Course was established in 1971.
- MPhil English Literature was introduced in 2008
- Department of English was upgraded as a research centre in 2013.
- 2 candidates were awarded PhD this year

5.6 Faculty profile

Faculty strength	Total staff-15 Regular-11 SF- 4 Men(R)- 8 Men (SF)-3 Women (R)-3 Women (SF)-1
Qualification	(R) PhD- 3, PhD pursuing-7 MPhil- 1 (SF) MPhil-3 Masters-1
NET/SET Qualified	(R) SET-2

5.7 List of Faculty Members

S.No.	Name of the staff	Designation	Qualification	Roles & Responsibilities	Date of joining	Teaching experience in years
1.	Dr. Edward David Sundararaj	HOD, Associate Professor	M.A., B.Ed., M.Phil., Ph.D	Head of the Department	6/12/1982	32
2.	Mr. David Augustine Karunaharan	Associate Professor	M.A., M.Phil., M.A(Crime and Police Science) Dip, LLAL	Remedial coaching	12/2/1984	30
3.	Dr. M. B. Reginald Prithiviraj	Associate Professor	M.A., M.Phil., PGDJMC	Alumni magazine, Boys counselling and Grievance cell	6/8/1984	30
4.	Dr. R. Jeya Sundararaj	Associate Professor	M.A., M.Phil., Ph.D.		25/06/1984	30
5.	Dr. B. Beneson Thilagar Christadoss	Assistant Professor	M.A., M.Ed., M.Phil., Ph.D.	Career guidance and placement	15/03/2000	14
6.	Prof. D. Nalina Palin	Assistant Professor	M.A., M.Phil	Students grievance and redressal committee, Women's grievance committee	15/03/2000	14
7.	Mr. R. Heiz Dawson	Assistant Professor	M.A., M.Phil		18/08/2000	14
8.	Prof. K. Vijila	Assistant Professor	M.A., M.Phil., M.Ed.		18/08/2000	14
9.	Mr. H. Soman Manjore	Assistant Professor	M.A., M.Phil		07/01/1985	28
10.	Dr. Prabha P Paul	Assistant Professor	M.A., M.Phil., Ph.D.		29/05/2009	5
11.	Mr. J. Jebaraj Kingsley Zecheriah	Assistant Professor	M.A., M.Phil., SET		18/03/2014	4 months

SF

S. No.	Name of the staff	Designation	Qualification	Date of joining	Teaching experience in years
1.	Mr. K. Paul Joel	Assistant Professor	M.A., M.Phil.	15/06/2009	5
2.	Mr. T. Daniya	Assistant Professor	M.A., M.Phil.	01/06/2012	2
3.	Mr. L. Ganesan	Assistant Professor	M.A.	1/9/2012	2
4.	Mr. D. Gladwin	Assistant Professor	M.A., M.Phil.	03/07/2012	2

6. Students' community wise statistics

Student statistics for the year 2014-2015

	SC	ST	OBC	OC	Minority	Total
Department of English UG	6	0	45	2	11	64
Department of English UG SF	10	0	25	2	23	60
Department of English PG	2	0	6	0	22	30
Department of English PG SF	-	-	-	-	-	-
Department of English MPhil	1	0	3	1	10	15

7. Curriculum

- The curriculum is being scrutinised periodically.
- The curriculum by the university was put into proper scrutinising for feedback.
- Department meetings were conducted by the university periodically to analyse the new syllabus.
- During the new syllabus, the curriculum for MPhil was placed for discussion.

7.1 Program structure

UG

I Semester

Components	Hours	Credits
Part I Tamil/other languages(1 Course)	6	3
Part II English (1 Course)	6	3
Part III Core Subjects (2 Courses)	10	10
Allied Subject I (1 Course)	6	5
Environmental Studies (1 Course)	2	2
Total (6 Courses)	30	23

III Semester

Components	Hours	Credits	
Part I Language (1 course)	6	3	
Part II English (1 Course)	6	3	
Part III	Core Subjects (1 Course)	6	5
	Allied Subject I (1 Course)	6	5
Part IV	Non Major Elective (1 course)	4	4
	Skill Based Subject (1 course)	2	2
Total (6 Courses)	30	22	

IV Semester

Components		Hours	Credits
Part I Language (1 course)		6	3
Part II English (1 Course)		6	3
Part III	Core Subjects (1 Course)	6	5
	Allied Subject I (1 Course)	6	5
Part IV	Skill Based Subject (1 course)	4	4
	Non Major Elective (1 course)	2	2
Part V	Extension activity (NCC, NSS, YRC, YWF)		1
Total (6 Courses)		30	23

V Semester

	Components	Hours	Credits
Part III	Core Subjects (2 Courses)	14	10
	Major Elective (2 courses)	12	10
Part IV	Skilled based Subjects (common) (1 course)	4	4
	Total 5 courses	30	24

VI Semester

	Components	Hours	Credits
Part III	Core Subjects (4 Courses)	24	20
	Major Elective (1 course)	6	5
	Total (5 courses)	30	25

PG

III Semester

S.No.	Core Subjects	Hrs	Credits
1.	Shakespeare	6	4
2.	Critical Theory- Paper-II	6	4
3.	Canadian Literature	6	4
4.	Literature in Translation	6	4
5.	English Language in Teaching (Elective III) Or Creative Writing (Elective III)	6	5

IV Semester

S.No.	Core Subjects	Hrs	Credits
1.	Women's Writing in English	6	5
2.	The English Language and Linguistics	6	5
3.	Research Methodology	6	5
4.	Dissertation	6	5
5.	The Post Colonial Literature (Elective IV) Or Literature For Social Transformation (Elective IV)	6	4

8. Course Evaluation Pattern

UG

Internal Evaluation Pattern			External Evaluation Pattern		
Three tests	CA	20	Section 10X1	A-	10
Assignment		5	Section 5X5	B-	25
Total		25	Section 5X8	C-	40
			Total		75

PG

Internal Evaluation Pattern			External Evaluation Pattern		
Three tests	CA	15	Section 10X1	A-	10
Assignment		5	Section 5X5	B-	25
Seminar		5	Section 5X8	C-	40
Total		25	Total		75

MPhil

Internal Evaluation Pattern			External Evaluation Pattern		
Three tests	CA	15	Section 10X1	A-	10
Assignment		5	Section 5X5	B-	25
Seminar		5	Section 5X8	C-	40
Total		25	Total		75

9. Student performances and learning outcomes:

Program name	Program specialisation	Number of students appeared in the final year examination	Number of students passed in final year examination	Pass percentage
MPhil	English	15	12	80
BA	English	60	37	61.66
MA	English	28	23	82.14

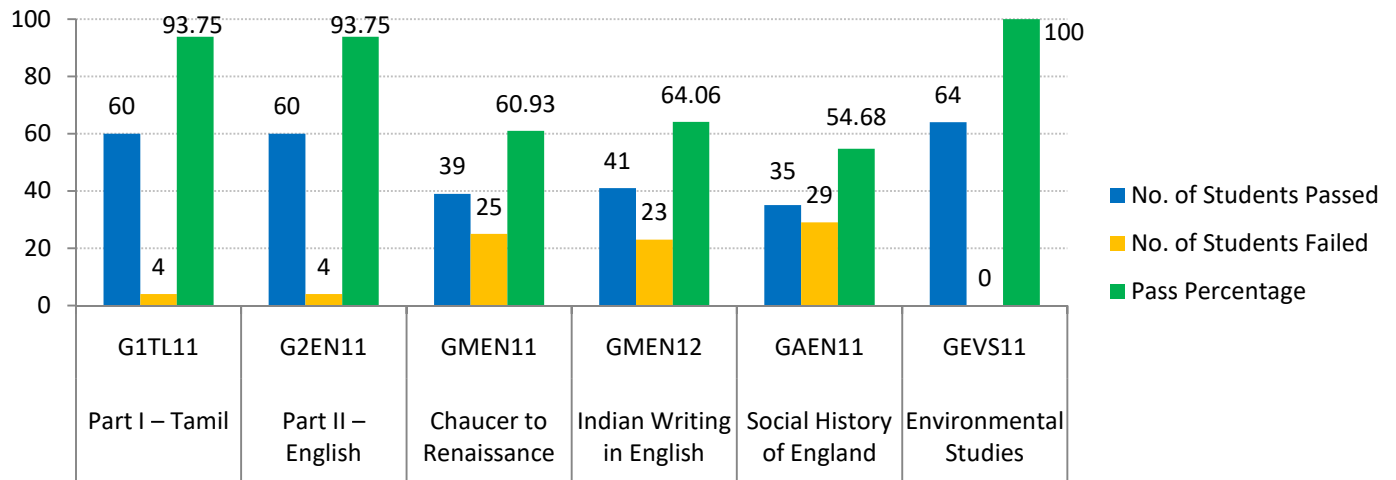
10. Result analysis

Year	Program Code	Program Name	Number of students appeared in the final year examination	Number of students passed in final year examination
2014 -2015	00EC	B.A English	60	37
2014 - 2015	00EH	B.AEnglish with C.A	40	17
2014 -2015	KENG	M.A English	28	23
2014 - 2015	NIENG	M. Phil English	15	12

RESULT ANALYSIS – NOVEMBER 2014

I Year B.A. English Literature

Sl. No.	Subject Name	Subject Code	No. of Students Passed	No. of Students Failed	Pass Percentage
1	Part I – Tamil	G1TL11	60	4	93.75
2	Part II – English	G2EN11	60	4	93.75
3	Chaucer to Renaissance	GMEN11	39	25	60.93
4	Indian Writing in English	GMEN12	41	23	64.06
5	Social History of England	GAEN11	35	29	54.68
6	Environmental Studies	GEVS11	64	0	100



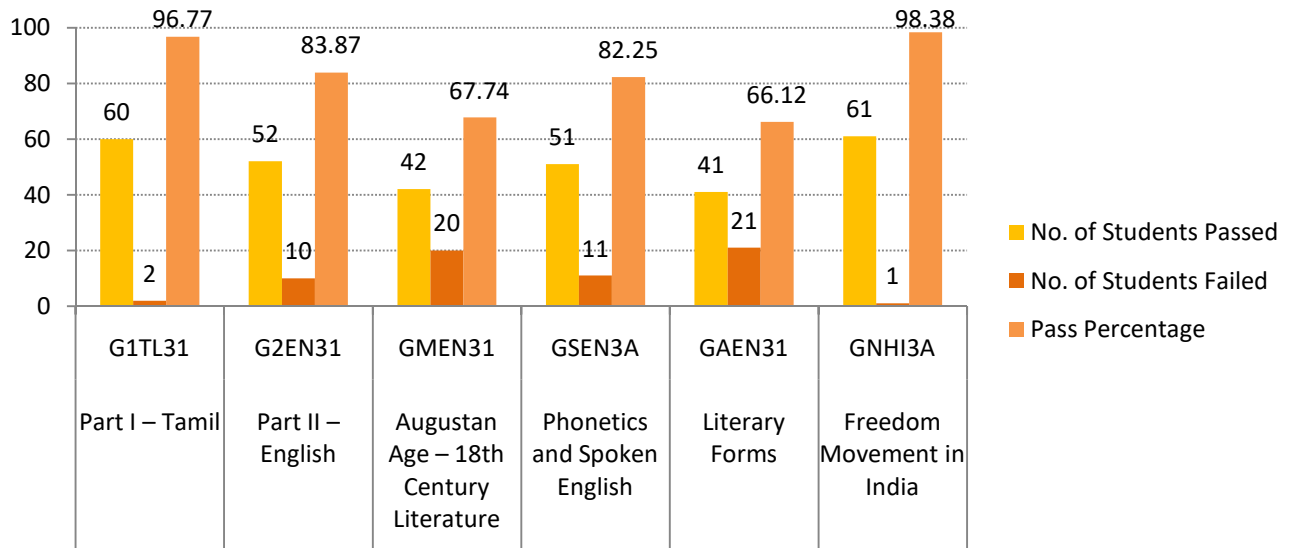
Inference:

The above table shows that only 54.68% of the students were able to pass the subject “Social History of England”, 60.93% of the students has passed the subject “Chaucer to Renaissance” and 64.06% of the students are able to pass the subject “Indian Writing in English”. Additional resources and care has been given to the students particularly the major subjects so that they can clear the subject without arrear.

RESULT ANALYSIS - NOVEMBER 2014

II Year B.A. English Literature

Sl. No.	Subject Name	Subject Code	No. of Students Passed	No. of Students Failed	Pass Percentage
1	Part I - Tamil	G1TL31	60	2	96.77
2	Part II - English	G2EN31	52	10	83.87
3	Augustan Age - 18 th Century Literature	GMEN31	42	20	67.74
4	Phonetics and Spoken English	GSEN3A	51	11	82.25
5	Literary Forms	GAEN31	41	21	66.12
6	Freedom Movement in India	GNHI3A	61	1	98.38



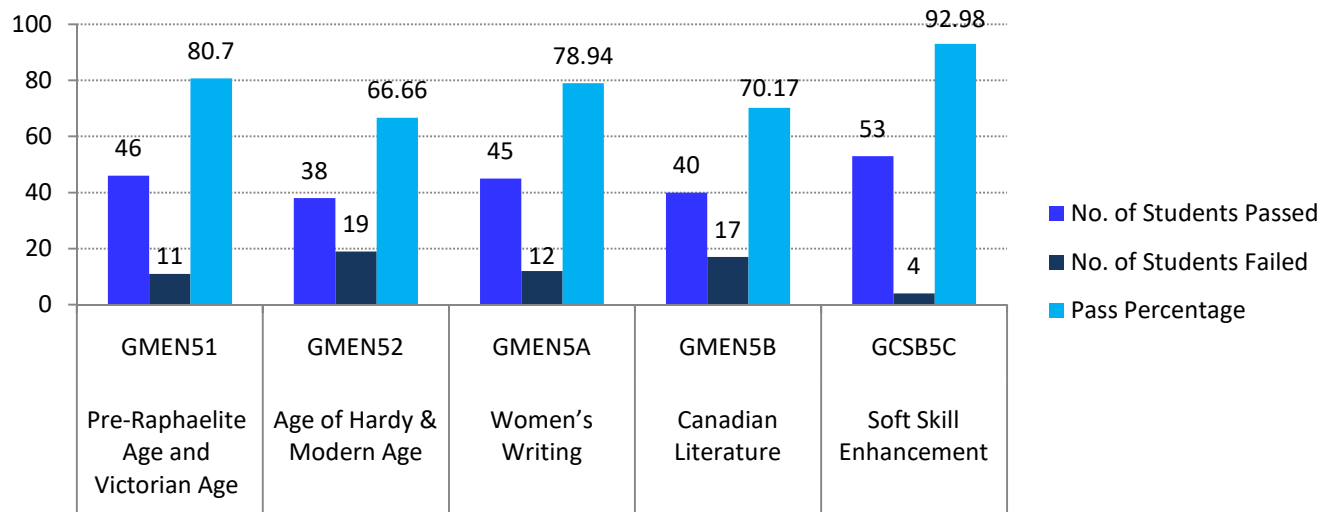
Inference:

As the subject "Literary Forms" is a tough one, only 66.12% of the students passed it and only 67.74% of the students were able to pass the subject "Augustan Age - 18th Century Literature". Proper care and attention is being given to the students so that they can pass the major subjects in the forthcoming semester examination.

RESULT ANALYSIS - NOVEMBER 2014

III Year B.A. English Literature

Sl. No.	Subject Name	Subject Code	No. of Students Passed	No. of Students Failed	Pass Percentage
1	Pre-Raphaelite Age and Victorian Age	GMEN51	46	11	80.70
2	Age of Hardy & Modern Age	GMEN52	38	19	66.66
3	Women's Writing	GMEN5A	45	12	78.94
4	Canadian Literature	GMEN5B	40	17	70.17
5	Soft Skill Enhancement	GCSB5C	53	4	92.98



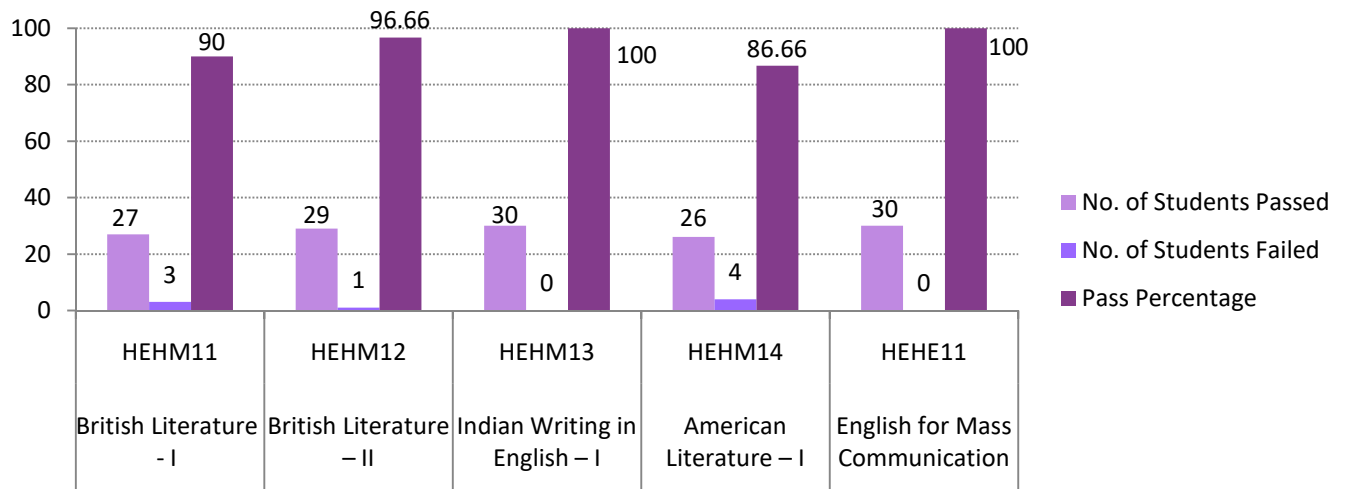
Inference:

Even though proper guidance has been given to students, only 66.66% of the students passed the subject "Age of Hardy & Modern Age" and only 70.17% of the students were able to pass the subject "Canadian Literature". Remedial coaching classes were conducted for the failed students.

RESULT ANALYSIS - NOVEMBER 2014

I Year M.A. English Literature

Sl. No.	Subject Name	Subject Code	No. of Students Passed	No. of Students Failed	Pass Percentage
1	British Literature - I	HEHM11	27	3	90
2	British Literature - II	HEHM12	29	1	96.66
3	Indian Writing in English - I	HEHM13	30	0	100
4	American Literature - I	HEHM14	26	4	86.66
5	English for Mass Communication	HEHE11	30	0	100



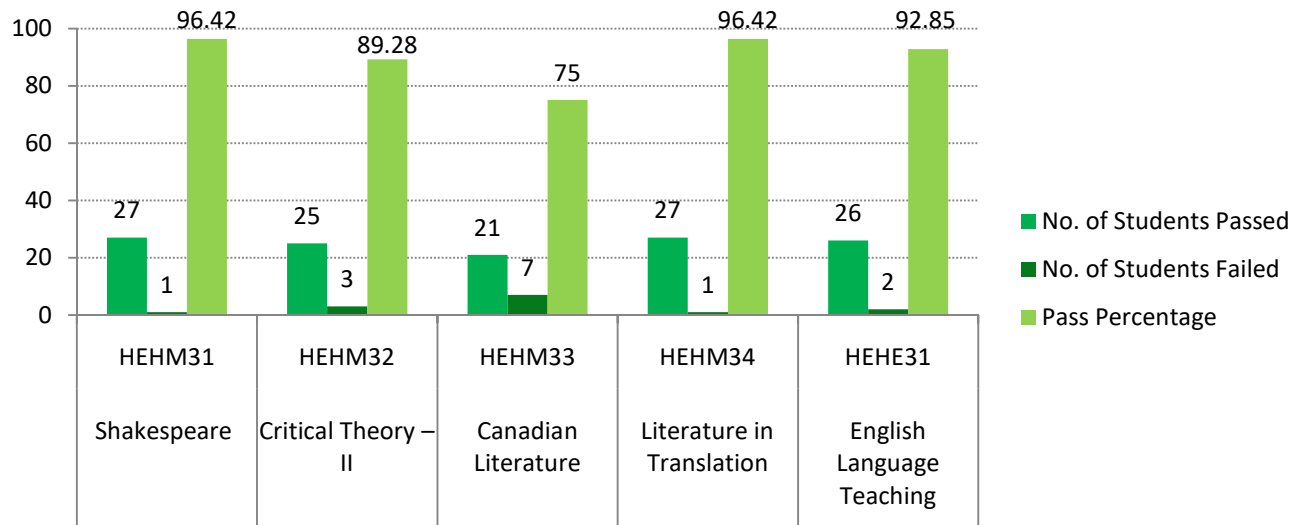
Inference:

Cent percent of the students has passed in two subjects: “Indian Writing in English - I” and “English for Mass Communication.” Only 86.66% of the students has passed the subject “American Literature” although a considerable amount of care has been given to all the subjects. The faculty provided some extra study materials to those students who have failed in the subjects.

RESULT ANALYSIS - NOVEMBER 2014

II Year M.A. English Literature

Sl. No.	Subject Name	Subject Code	No. of Students Passed	No. of Students Failed	Pass Percentage
1	Shakespeare	HEHM31	27	1	96.42
2	Critical Theory - II	HEHM32	25	3	89.28
3	Canadian Literature	HEHM33	21	7	75
4	Literature in Translation	HEHM34	27	1	96.42
5	English Language Teaching	HEHE31	26	2	92.85



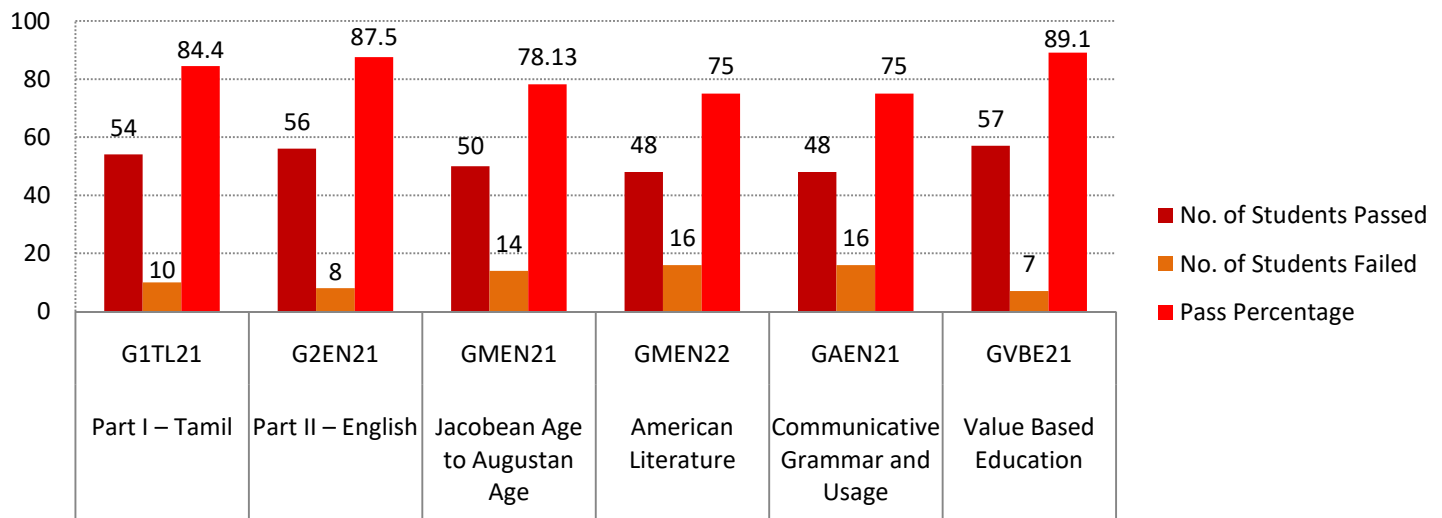
Inference:

Overall pass percentage is considerably good except “Canadian Literature” as only 75% of the students have got a pass mark in it. The Lack of study materials might be one reason for the low percentage of pass in “Canadian Literature”. Due attention has been given to the students who have failed in that subject.

RESULT ANALYSIS - APRIL 2015

I Year B.A. English Literature

Sl. No.	Subject Name	Subject Code	No. of Students Passed	No. of Students Failed	Pass Percentage
1	Part I - Tamil	G1TL21	54	10	84.40
2	Part II - English	G2EN21	56	8	87.50
3	Jacobean Age to Augustan Age	GMEN21	50	14	78.13
4	American Literature	GMEN22	48	16	75
5	Communicative Grammar and Usage	GAEN21	48	16	75
6	Value Based Education	GVBE21	57	7	89.10



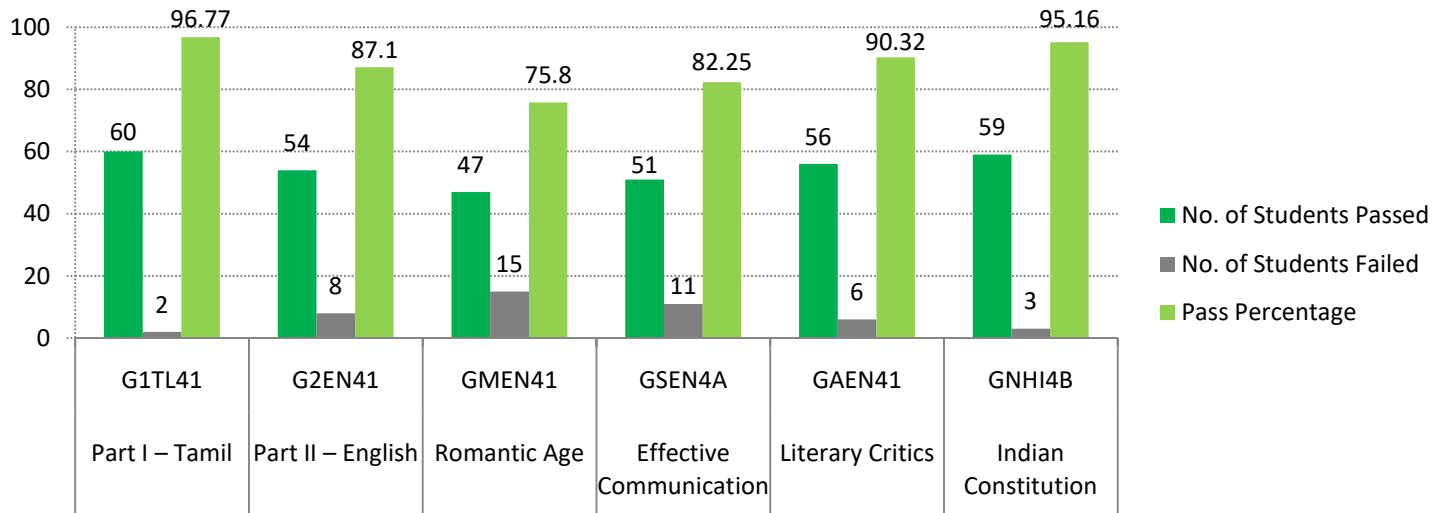
Inference:

Only 75% of the students have passed in “American Literature” and “Communicative Grammar and Usage”. To those students who failed, remedial classes are being conducted so that they can pass in the forthcoming semester examination.

RESULT ANALYSIS – APRIL 2015

II Year B.A. English Literature

Sl. No.	Subject Name	Subject Code	No. of Students Passed	No. of Students Failed	Pass Percentage
1	Part I – Tamil	G1TL41	60	2	96.77
2	Part II – English	G2EN41	54	8	87.10
3	Romantic Age	GMEN41	47	15	75.80
4	Effective Communication	GSEN4A	51	11	82.25
5	Literary Critics	GAEN41	56	6	90.32
6	Indian Constitution	GNHI4B	59	3	95.16



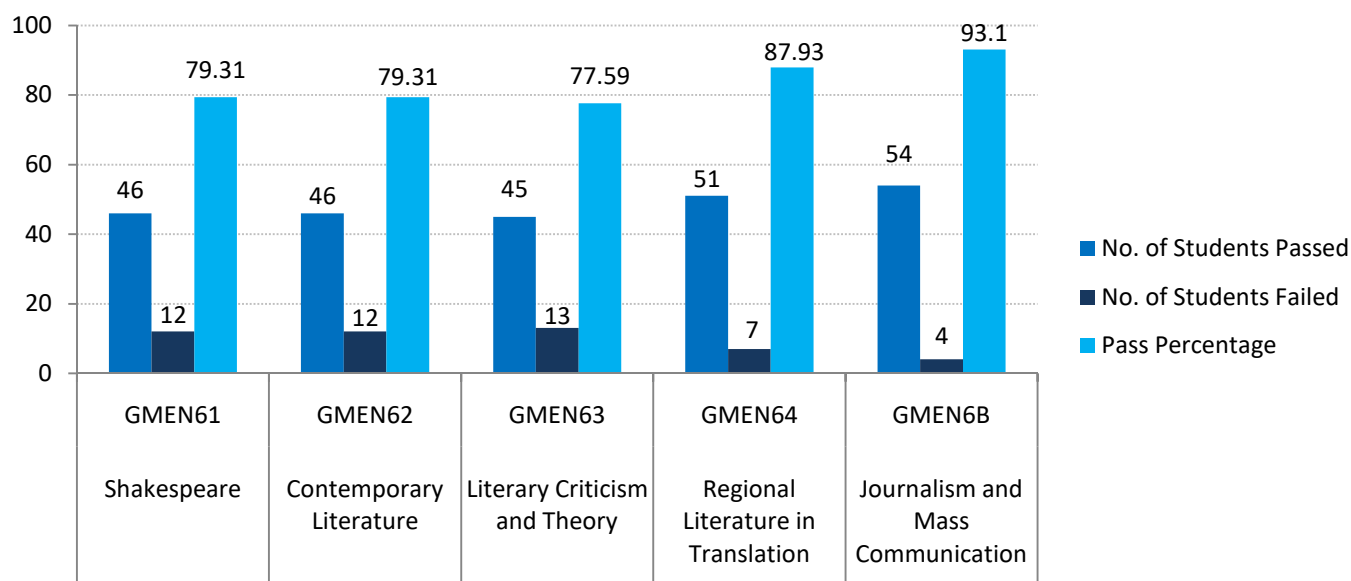
Inference:

Overall pass percentage is considerably good except “Romantic Age” as only 75.80% of the students have got a pass mark in it. The Lack of study materials might be one reason for the low percentage of pass in “Romantic Age”. Due attention has been given to the students who have failed in that subject so that they can pass in the next semester examination.

RESULT ANALYSIS – APRIL 2015

III Year B.A. English Literature

Sl. No.	Subject Name	Subject Code	No. of Students Passed	No. of Students Failed	Pass Percentage
1	Shakespeare	GMEN61	46	12	79.31
2	Contemporary Literature	GMEN62	46	12	79.31
3	Literary Criticism and Theory	GMEN63	45	13	77.59
4	Regional Literature in Translation	GMEN64	51	7	87.93
5	Journalism and Mass Communication	GMEN6B	54	4	93.10



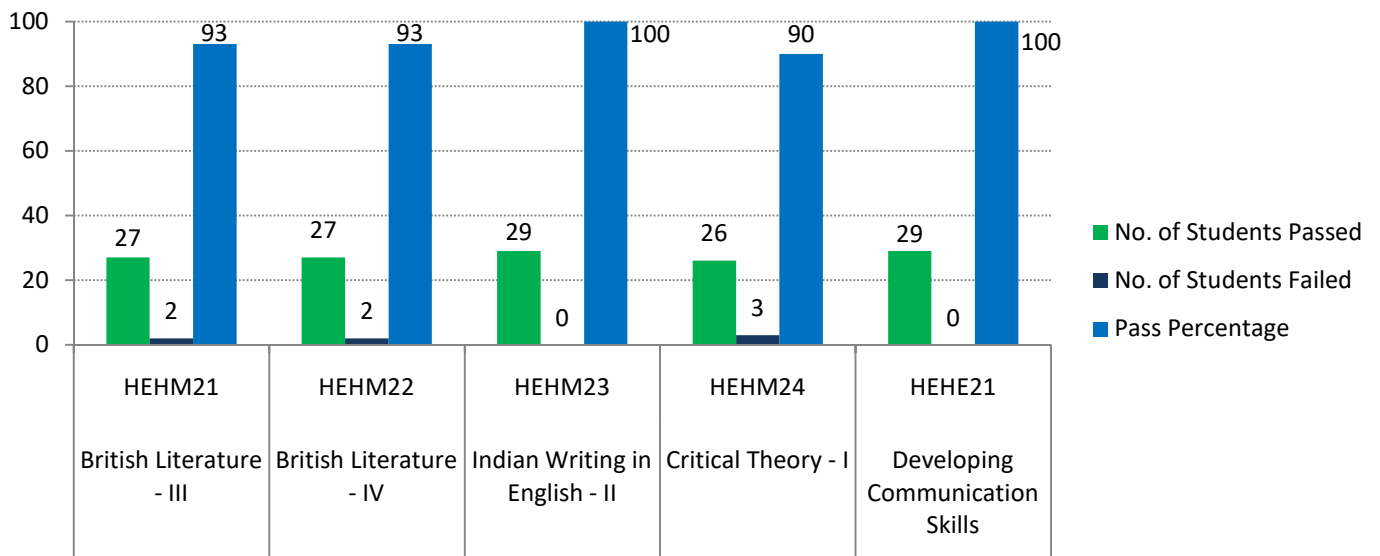
Inference:

Overall pass percentage is considerably average, except “Journalism and Mass Communication” as 93.10% of the students have got a pass mark in it. The Lack of study materials might be one reason for the low percentage of pass in the other subjects. Due attention has been given to the students who have failed in other subjects so that they can pass in the next semester examination.

RESULT ANALYSIS – APRIL 2015

I Year M.A. English Literature

Sl. No.	Subject Name	Subject Code	No. of Students Passed	No. of Students Failed	Pass Percentage
1	British Literature - III	HEHM21	27	2	93
2	British Literature - IV	HEHM22	27	2	93
3	Indian Writing in English - II	HEHM23	29	0	100
4	Critical Theory - I	HEHM24	26	3	90
5	Developing Communication Skills	HEHE21	29	0	100



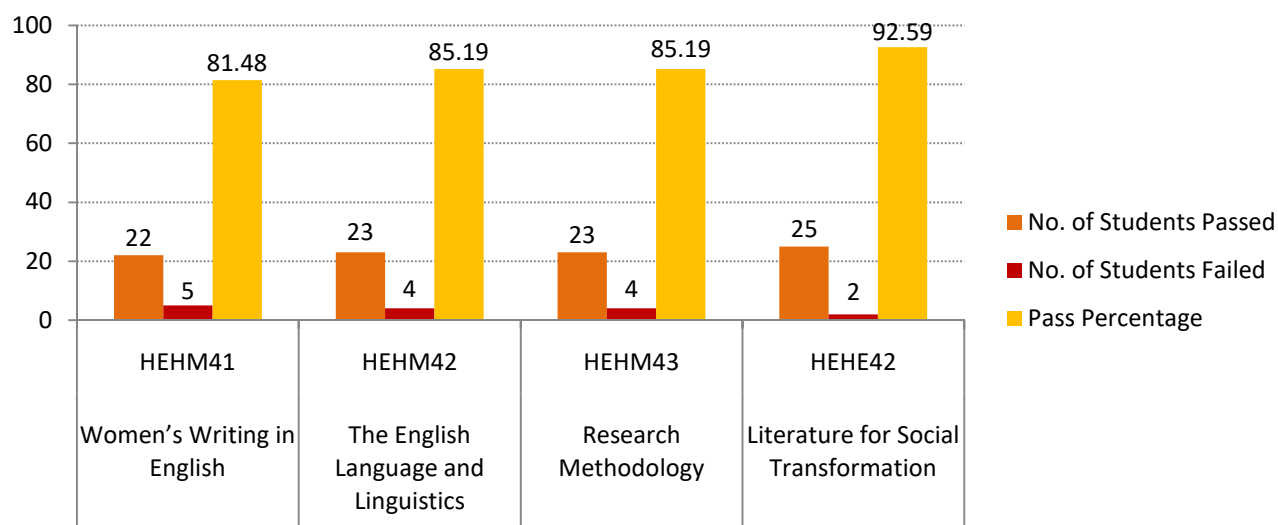
Inference:

Overall pass percentage is good. Even though “Critical Theory – I” is a tough subject, 90% of the students have passed it. In two subjects: Indian Writing in English – II and Developing Communication Skills, the class as a whole has performed well to achieve 100% success.

RESULT ANALYSIS – APRIL 2015

II Year M.A. English Literature

Sl. No.	Subject Name	Subject Code	No. of Students Passed	No. of Students Failed	Pass Percentage
1	Women’s Writing in English	HEHM41	22	5	81.48
2	The English Language and Linguistics	HEHM42	23	4	85.19
3	Research Methodology	HEHM43	23	4	85.19
4	Literature for Social Transformation	HEHE42	25	2	92.59




Inference:

Overall pass percentage is considerably good, except “Women’s Writing in English” as only 81.48% of the students have got a pass mark in it. Proper care has been taken by giving additional study materials to the students so that they can pass in the next semester.

11. Department Activities

Report 2014-2015

18.06.2014	The college reopened for the odd semester.
20.06.2014	The first department staff meeting was conducted to explore the activities for the upcoming semester.
01.07.2014	The Career Oriented Course (COC) of Communicative English was resumed for this academic year. This Course helps the other major students to develop their communication skills and their knowledge in English Language. 31 Students was benefited by this programme.
	The Department of English organized fresher's party for the new sparkling students.
02.07.2014	Prof. U. Kethrapal joined the department as Assistant Professor of English.
30.07.2014 to 05.08.2014	The first internal assessment was conducted.
08.08.2014	Dr. J. J. Christdoss, Secretary and Correspondent, St. John's College visited the department and gave an inspiring message on the necessity of the students to be an active participant in the society. 
18.08.2014 to 25.08.2014	The second internal assessment was conducted.

10.09.2014	<p>The Inauguration of Literary Association was conducted for the academic year 2014-2015. Prof. Xavier Amalraj, Retd Professor and Head, Department of English, Adhitanar College, Tiruchendur was the guest of honor. . Dr. E. Edward David Sundararaj, Head of the Department of English, presided over the meeting. As a writer, the chief guest stressed the importance of creativity among students of Literature. He also pointed out that the students should try their hands at writing poems and short stories. Followed by the Inaugural speech, the students of the department took hold of the stage and showcased their talents. Various literary pieces were enacted.</p>
	
15.09.2014 to 22.09.2014	The third internal assessment was conducted
23.09.2014	The department staff meeting was held under the guidance of Dr. E. Edward David Sundararaj, Head.
24.10.2014 to 30.10.2014	The model examination was conducted
31.10.2014	End of the odd semester
20.11.2014	M. Vasanthi defended her PhD thesis at 11:00 AM in the audio visual Hall. Dr.R.K. Jacob was her guide and Dr. S. Armstrong was the convener. She successfully defended the thesis and was awarded the doctorate.

**The Research Centre & Department of English
St. John's College
Palayamkottai - 627002**

Ph. D Viva- Voce (English)

Name of the Candidate : Mrs. R. M. Vasanthi
Assistant Professor, Department of English
Nazareth Margoschis College, Pillayanmanai
Nazareth.

Title of the Thesis : "The Plight of the 'Coloured': A Study of Nadine
Gordimer's Select Writings"

Convener : Dr. S. Armstrong
Professor & Head
Department of English
Madras University

Name of the Guide : Dr. R. K. Jacob
Formerly Principal of St John's College


Venue : The Audio- Visual Hall
St John's College
Palayamkottai

On behalf of the Research Faculty of English, I have great pleasure in
inviting you for the Viva- voce to be held at 10.30a.m on 20.11.2014 (Thursday) in
which the candidate Mrs. R. M. Vasanthi will defend her thesis.


Dr. Edward David Sundararaj
HOD of English & Research Centre
St. John's College, Palayamkottai

27.11.2014

Prof. Nalina Paulin had her PhD viva voce at the Audio Visual Hall. She presented her thesis and successfully answered the questions asked by the audience. She was awarded the doctorate.




03.12.2014	The college reopens for the even semester.
05.12.2014	Department staff meeting was conducted
11.12.2014	S. Christoher Jacob joined the department as Assistant Professor of English.
15.12.2014	F. Shophet Peter Benedsingh joined the department as Assistant Professor of English.
19.01.2015 to 24.01.2015	The first internal assessment test was conducted
28.01.2015	An exclusive counseling programme was arranged for the girl students in the Vedasiromony Auditorium. Dr.Jeeva, a leading Psychiatrist in Palayamkottai, gave counseling to girls and clarified the doubts of the students. Dr. E. Edward David Sundararaj introduced and welcomed the guest speaker. Dr.Nalina Paulin proposed the vote of thanks.
06.02.2015	<p>The Department of English was enriched by the young budding Assistant professors who have cracked SET and NET exams. With the guidance of the Head of the Department Dr. E. Edward David Sundararaj, an orientation program was held in the seminar hall to the MA Students on cracking NET/SET exams. The main purpose of the program is to give a clear guidance to students regarding the preparation for the competitive exams.</p> <p style="text-align: center;">NET Exam Orientation Programme</p> <p>Venue: Seminar Hall 06/02/15</p> <p>The following members will engage the students and share their ideas to the students, how to face the NET exam.</p> <p>10:45 - Prof. JK (British Literature)</p> <p>11:15 - Prof. SCJ (American Literature & Non- British Literature)</p> <p>11:45 - Prof. Fatima (Literary Theory)</p>

	<p>12:15 - Prof. UK (Literary Criticism)</p> <p>12:45 - Prof. FS (Paper I)</p> <p>01:15 - Miss. Kalaivani. (Genres & General Instructions)</p> 
16.02.2015 to 23.02.2015	The second internal assessment test was conducted
26.02.2015	<p>The second MA students gave counseling to the first BA students, highlighting the need for self discipline and polished behaviour in the class room as well as on the campus, since the College is a co-ed. Feedback was received from the students and corrective measures were taken.</p>
3.03.2015	<p>The special lecture was delivered by Dr. E. Balagurusamy on the subject of the dream of APJ. Abdul kalam. The thoughts and dreams of Dr. APJ. Abdul Kalam was presented in the inspiring way. He presented ten points for the young graduates.</p> <ol style="list-style-type: none"> 1. A graduate must have a realistic dream. A dream that is appropriate and realizable. 2. One must have a clear objective in pursuing his goals and dreams. 3. He must be a sensible person, which means he must be using his common sense in all the opportunities that he has been placed in. 4. One shouldn't compare himself with the person who is below him but look up on the person who is above his calibre and he must try to go through the footprints of those

	<p>successful people to reach great heights in life.</p> <ol style="list-style-type: none"> 5. Don't be materialistic and one must not give too much importance to money. Money should not lead one's life and it must not be the high priority in life. 6. Be satisfied with what you have. Enjoy what you have. Be happy in being you. 7. Be generous and serve the society. Serving the society is the highest honour than all. 8. Be a responsible person. Leave your best for others to follow. 9. Be a healthy person. Avoid all imported food items that reduce the lifespan. 10. Be honest and Ethical whatever you do in your life.
9.03.2015 to 12.03.2015	<p>An educational tour was organised for PG students from 09/03/2015 to 13/03/2015 and 23 students participated in it. They visited various places in Bangalore and Mysore. Mr. J. JebarajKingsly Zechariah and Mrs. J.Pinky accompanied them throughout the tour</p>
16.03.2015 to 23.03.2015	<p>The third internal assessment test was conducted</p>
17.03.2015	<p>JOLITFEST 2015 was conducted by the Department of English in which eight colleges participated and a rolling trophy was given in the memory of Pro. Late Dr. Mark Joseph. Various competitions were held. Prof. Xavier BeskyArockiaraj and Prof. Manuneethi as well as Professors from our department acted as Judges. Valediction was on the same evening and the prizes were distributed to the winners of the events. Dr. Ravindran, the chief guest and the Head of the Department of English, , advised the students and wished the department to grow more. Prof.</p>

	HeizDawson was the coordinator of this Literary Festival
06.04.2015 to 12.04.2015	An educational tour was arranged for the UG students. They visited different places in Goa and Bangalore. Prof. Heiz Dawson accompanied the students.
10.04.2015	The Research Department of English of St. John's College, Palayamkottai refurbished the library and the C.O.C. Lab with three air conditioners, false ceiling and vinyl flooring. This was dedicated by the honourable Bishop of Tirunelveli Diocese Rt. Rev. Dr. J.J. Christdoss, at 6 pm on 10.04.2015. Mr. Mohana Krishnan M.A., B.L., correspondent of Bharat Montessori Matric. Hr. Sec. School, Ilanji and chairman of Shencottai Municipal Corporation was the special guest of this programme. Being an alumnus of the college he donated Rs. 1,00,000/- for the upgradation of the library. Dr.JeyaSundara Raj gave the welcome address. Dr. Edward David Sundararaj, Head of the Department of English introduced the special guest Mr. Mohana Krishnan and expressed his indebtedness to him for his contribution. The Bishop, Rt. Rev. Dr. J. J. Christdoss, the Secretary, Mr. GunasinghChelladurai and the Principal, Dr. Selvin Samuel offered felicitations. In his acceptance speech the special guest Mr. Mohana Krishnan appreciated the members of staff [or their effort in improving the infrastructure of the department and expressed his gratitude to the alma mater in shaping him a successful educationalist and a politician. Prof. BenesonThilagarChristadoss proposed the vote of thanks. Prof. Reginald Prithviraj compeered the whole programme

	
13.04.2015	The department meeting was conducted by the Head of the department to discuss about the upcoming model examinations
16.04.2015 to 23.04.2015	The model examination was conducted
22.04.2015	Farewell function
00.00.2015	Plan block development UGC grant. Extensional activity campaign(six teachers/40 students
00.05.2015	PhD degree(Soman sir)

12. List of Ph.D. Scholars

2014 -2015			
NAME OF THE RESEARCH SCHOLAR	DATE OF REGISTRATION	DATE OF AWARDED	NAME OF THE GUIDE
MS.S.SEEMA RAJAN	13.07.2009	Jul-14	DR R JEYA SUNDARARAJ
MR.SOORAJ KUMAR	24.07.2009	Jul-14	DR R JEYA SUNDARARAJ
MRS D NALINA PALIN	08.07.2009	November 2014	DR EDWARD SUNDARARAJ

MRS.K.VIJILA	26.11.2009	Jun-15	DR R JEYA SUNDARARAJ
--------------	------------	--------	-------------------------

13. Research works published in National/International conference

S.No.	Name	Title of the paper	Name of the conference/ Journal/Book	Affiliating Institute at the time of publication	ISBN/ ISSN
1.	Prof. D Nalina Palin.	Panic and Anxiety in Women: A Study of Margaret Laurence's <i>A Jest of God</i>	TJELLS (www.tjells.com)	St John's College, Palayamkott ai.	ISSN 2249-216X
2.	Prof. S. Sophia Christina	Representation of postcolonial themes in V S Naipaul's <i>A House for Mr. Biswas</i>	Trends in Alternative Literature	St John's College, Palayamkott ai.	ISBN 978-81-928113-9-0
3.	Ms C. Rosy	Tearing Transgressor: A Poem on Kamala Das	The Criterion: An International Journal in English	St John's College, Palayamkott ai.	ISSN NO. 0976-8165
4.	Prof. D Nalina Palin	Cultural Identity and Psychic Disturbance in Women: A Study of Margaret Laurence's <i>The Stone Angel</i>	Interdisciplinary Research Journal for Humanities.	St John's College, Palayamkott ai.	ISSN 2249-250 X

14. Outcome of students' meeting

- Students brought in suggestions for the improvement of the infrastructure.
- Curriculum and syllabus were placed before the students for feedback.
- SPG program was given a new face lift.

15. Outcome of faculty meetings

- The ad hoc staff felt satisfied with the pay package.
- EPF contribution for the self-financing department was discussed.
- Friendly and professional environment created by the HOD was appreciated.

16. Overall assessment

- The evaluation process followed in the research centre was appreciated.
- UG courses were strengthened with the suggestions by the faculty.
- The evaluation process followed with feedback forms were appreciated.





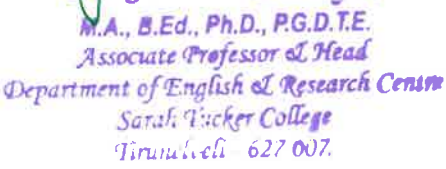




17. Suggestions


- External funded research projects to be taken up by the faculty members.
- Students maybe asked to write job oriented online examinations.

18. Conclusion:

- Fundamental rules and regulations followed by the department and the students are good.
- Students are given good placements by the placement cell.

19. Signature of the Academic Panel Members

<p>Chair Person Dr. E. Edward David Sundararaj, Head, Department of English and Research Center, St John's College, Palayamkottai, Tirunelveli- 627002, Tamil Nadu. Phone: 9442252264, Email: eddiebenvin@gmail.com</p>	
<p>Coordinator Prof. J. Pinky Diana Evelyn Assistant Professor of English, St John's College, Palayamkottai, Tirunelveli- 627002, Tamil Nadu. Phone: 9566990595, Email: pinkydthinakarr@gmail.com</p>	 
<p>Subject expert-1 Dr. Jessica Selwyn, Head, Department of English and Research Center, Sarah Tucker College, Tirunelveli-7. Phone: 9486777795, Email: jessicaselwyn@gmail.com</p>	 
<p>Subject expert-2 Dr. Felicia Gladys Manoah, Associate Professor, Department of English and Research Center, Sarah Tucker College, Tirunelveli-7. Phone: 9843441516, Email: feliciamanoah@gmail.com</p>	 
<p>Industry Expert Mr. T. S. Sundersingh, Gazetted officer, Agriculture Department. Phone: 9842180700 Email: tssundersingh@gmail.com</p>	 

Principal

PRINCIPAL
 ST. JOHN'S COLLEGE
 PALAYAMKOTTAI - 627 002


IQAC Coordinator
 IQAC CO-ORDINATOR
 ST. JOHN'S COLLEGE
 PALAYAMKOTTAI



ST. JOHN'S COLLEGE PALAYAMKOTTAI
TIRUNELVELI – 627 002

sjc1878@stjohnscollege.edu.in, www.stjohnscollege.edu.in



Annual Academic Audit Report

2014-15

Department of History

25th & 26th June 2015

Table of Contents

1. Introduction	2
2. Objectives of Academic Auditing:.....	2
3. Academic Audit Panel Members	2
4. Schedule of the Annual Academic Audit	3
5. Department Profile.....	4
5.1 About the Department	4
5.2 List of Pioneers.....	6
5.3 Best Practices of the Department:	6
5.4 Infrastructure in the Department	6
5.5 Department Activities	6
6. Faculty Profile	6
6.1 List of the Faculty members in Aided stream	7
6.2 List of the Faculty members in Un - Aided stream.....	7
6.3 List of the Faculty members, based on API score	7
7. Students' Profile	8
7.1 Student's Statistics for the year 2014-2015.....	8
7.2 List of the student representatives	8
7.3 Students' Achievements.....	8
7.4 Placement Details	9
8. Curriculum.....	9
8.1 UG Programme Structure.....	10
8.2 Course Evaluation Pattern.....	10
8.3 Result Analysis.....	11
9. Outcome	18
10. Overall assessment.....	18
11. Suggestions.....	18
12. Signature of the Academic Audit Panel Members.....	19

1. Introduction

The process of Academic Auditing intends to monitor and enhance the quality of education through proper guidelines for both teaching faculty and students, so as to ensure qualified students/researchers passing out from the department. It presents the objectives of academic auditing, the process of internal and external evaluation of courses, major/miniprojects, seminars, overall discipline and academic functioning of the department, duties and responsibilities of faculty members, research and consultancy and class/course committees.

The Annual Academic Audit of the Department was conducted on 25th and 26th of June 2015.

2. Objectives of Academic Auditing:

- (i) To define effectiveness of teaching – learning process.
- (ii) To define quality of each component of the functionalities.
- (iii) To devise methodology, to ensure maximum output from faculty members as well as students.
- (iv) To ensure academic accountability and quality of technical education through proper guidelines for both teaching faculty and students/researchers.

3. Academic Audit Panel Members

The academic audit committee comprised of the following panel members:

Chair Person

Dr. A. Arul Devadoss M.A., M.Phil., Ph.D
Head & Associate Professor of History,
St. John's College,
Palayamkottai 627 002, Tamil Nadu.
Mob.: +91 9443508825.

Co-ordinator – 1

Prof. G. Andrews M.A., M.Phil., SLET.,
Associate Professor of History,
St. John's College,
Palayamkottai 627 002, Tamil Nadu.
Mob.: +91 86103 10425, e-mail id: andrews1421962@gmail.com

Co-ordinator – 2

Dr.J. Barnabas JacobM.A. M.Phil. Ph.D.,
Assistant Professor of History,
St. John’s College,
Palayamkottai 627 002, Tamil Nadu.
Mob.: +91 9865575718, e-mail id: barnabasjacob777@gmail.com

Subject Expert – 1

Dr. R. ThomasM.A. M.Phil. Ph.D.,
Head & Associate Professor of History,
Nazareth Margoschis College at Pillaiyanmanai,
Nazareth – 628617, Tamil Nadu.
Mob.:+91 9442063783, e-mail id: jacksrthomas@gmail.com

Subject Expert – 2

Dr. L. Ravi Sankar M.A., M.Phil., Ph.D.,
Head & Associate Professor of History,
ThiruvalluvarCollege,
Papanasam - 627425, Tamil Nadu.
Mob.:+91 9486408945, e-mail id: ravisan267@gmail.com

4. Schedule of the Annual Academic Audit

DAY 1 (25th June 2015 - Thursday)	
Timing	Activity
10:00 AM – 10:30 AM	Meeting of the Panel with the Principal and IQAC coordinator in Principal’s Office along with Head of the department of History.
10:30 AM – 11:15 AM	Overall presentation (PPT) about the department
11:15 AM – 11:30 AM	Tea Break
11:30 AM – 01:00 PM	Meeting the UG students English Medium
01:00 PM – 02:00 PM	Lunch Break
02:20 PM – 03:10 PM	Meeting the UG students Tamil medium
03:10 PM – 03:30 PM	Tea Break
03:30 PM – 04:00PM	Meeting the student representatives of both Tamil medium and English medium
DAY 2 (26th June 2015 - Friday)	
Timing	Activity
10:00 AM – 10:30 AM	Entry Meeting of the Panel in the Department
11:00 AM – 11:30 AM	Visiting the Infrastructure

11:30 AM – 12:30 PM	Verifying the Audit Report and the Support Evidences
12:30 PM – 01:30 PM	Lunch Break
01:30 PM – 02:30 PM	Verifying the Audit Report and the Support Evidences
02:30 PM – 04:00 PM	Preparation of the Annual Audit Report
04:00 PM – 04:30 PM	Exit Meeting with the Principal and IQAC coordinator in Principal's Office

5. Department Profile

5.1 About the Department

The department of History is one of the oldest departments in St. John's college. It runs a prestigious programme of under graduate studies which was launched in 1967, under the guidance of the then principal Prof. J. Vedasironmani. Currently eight faculty members and three hundred undergraduate students are here (English and Tamil Medium). The range of study starts from the Ancient History of India to the present World History. The department has earned name and fame since its inception.

Initially it was one man department, Prof. M.V. Subramaniam, who served from 1945 to 1962 and attached with the department of Economics. He has written a historical book namely "History of South India". He also participated and presented papers in various seminars organized by Madras Christian college, Tambaram and the University of Madras.

The full-fledged independent department of History was started in the year 1967. Prof. J. Moses Packiyaraj led the department. In the same year Prof. V. Masilamani and Prof. G. Gurubatham were also appointed. In the next year Prof. A. Narasimhan was inducted. The four member faculty did active role under the direction of Madurai Kamaraj University. Prof. A. Narasimhan was elected as a senator to the Madurai Kamaraj University through graduate constituency. Along with his regular duty he served more to the people of both Tirunelveli and Kanyakumari districts. He wrote a book namely, "The National Integration of India" in Tamil (NjrpaxUikg;ghL - ,e;jpah).

In 1977, Prof. B.S.V. Dharmaraj was appointed in the department. The year 1983 is a landmark in the annals of the department. During this year the department was extended with the introduction of English Medium course. Prof. R. SoundararajPackianathan and Prof. J. Manuel joined as Lecturers in the same year. In 1983, Prof. R. Peter Perinbaraja joined the department as Assistant Professor. Prof. A. Arul Devadoss and Prof. M. Jeyasingh were also appointed in 1984. The faculty members have participated in a wide range of conference,

workshops and seminars. In 1986, Prof. R. Peter Perinbaraja was transferred to Nazareth Morgochicollege and As a result, the senior Professor from that college. Prof. A. SanthoskumarAsirvatham came to this department.

The pioneers of the department retired one by one. In 1995, Prof. A. Narasimhan became the Head of the department, Prof. G. Andrews was appointed in the same year. After the retirement of Prof. A. Narasimhan, Prof. A. SanthoskumarAsirvatham was heading the department. Prof. J. DevarajSelvakumar was appointed as a Lecturer in 2001. Prof. A. SanthoskumarAsirvatham introduced the new tradition of taking students in tours at National, Regional and Local level for the benefit of our student. Along with regular department works Prof. G. Andrews was appointed as NCC officer from 1996 to 2014. He did a remarkable service and got the award of the best NCC officer at the National level, “The Commendation Award”.

In 1997, Prof. R. Peter Perinbaraja came back to his home Department. In 2009, Prof. J. Barnabas Jacob and Prof. V. JebamaniMonsingh were added in the Department. Prof. R. Peter Perinbaraja took over the headship of the Department in 2004. Later, Prof. T.K. Stantley David has joined as a Lecturer in the Department in the year 2014.

Above all, History at St. John’s is marked out by the vibrancy of the Department’s intellectual community and passion we put into understanding and interpreting the past. Since the origin of the Department is splendid, many thousands of students have passed through our doors. History graduates live and work around the world. They are Teachers, Lecturers, Script writers, Journalists, Authors, Television and Radio presenters, Producers, Museum Directors, Lawyers, Magistrates, Accountants, designers, Defense and Police personnel, various organizations of Christian Missionaries and Pastors. History Department is one of the premium Departments in St. John’s College.

5.2 List of Pioneers

S.No.	Name of the Pioneer	Period
1	Prof. M.V. Subramaniam	1945 – 1962
2	Prof. J. Moses Packiyaraj	1955 - 1987
3	Prof. V. Masillamani	1967 - 1982
4	Prof. G. Gurubatham	1967 - 1994
5	Prof. B.S.V. Dharmaraj	1977 - 1995
6	Prof. A. Narasimhan	1969 - 2001
7	Prof. J. Manuel	1983 - 2001
8	Prof. A. SanthoskumarAsirvatham	1986 - 2006

9	Prof. R. SoundararajPackianathan	1982 - 2005
---	----------------------------------	-------------

5.3 Best Practices of the Department:

To maintain the quality of department we adopt the following practices:

1. For The Student, By The Student.
2. Constructing the Character.

5.4 Infrastructure in the Department

S. No.	Items	Verification (Yes/No)	Comments
1	No. of Class rooms	Yes	Six
2	No. of Staffrooms	Yes	Two
3	Computers for teachers	Yes	Available
4	Computers for students	Yes	Available
5	Internet access and related software	Yes	Available
6	Uninterrupted Power Supply	Yes	Available
7	Water Supply	Yes	Available

5.5 Department Activities

The department takes initiatives for overall development of the students in their academic and employability career by conducting various programmes in national level.

- History Association inauguration meeting was conducted on 13.03.2014
- Second year tour programme organized on 01.04.2014
- First year tour programme organized on 12.10.2014

6. Faculty Profile

Faculty Strength	Total Staff – 8 Men – 8 Women – 0
Qualification	Ph.D. – 4 SET – 2 M.Phil. – 2

6.1 List of the Faculty members in Aided stream

S. No.	Name of the Staff	Qualification	Designation and Responsibilities	Date of Joining	Area of Specialisation
1	Dr. A. Arul Devadoss	M.A., M.Phil., Ph.D	Head & Associate Professor	06/08/1984	Modern Indian History
2	Dr. R. Peter Perinbaraja	M.A., M.Phil., Ph.D	Associate Professor	14/10/1982	Medieval Indian History
3	Prof. M. Jeyasingh	M.A., M.Phil	Associate Professor	06/08/1984	European History
4	Prof. G. Andrews	M.A., M.Phil., SLET	Associate Professor	13/12/1995	History of Tamil Nadu and Constitutional History
5	Prof. J. DevarajSelvakumar	M.A., M.Phil., SLET	Assistant Professor	16/07/2001	Freedom Movement
6	Dr. J. Barnabas Jacob	M.A, B.Ed., M.Phil., Ph.D.	Assistant Professor	29/05/2009	European History
7	Mr. V. JebamaniMonsingh	MA., M.Phil,	Assistant Professor	29/05/2009	Epigraphy
8	Dr. T.K. Stantley David	M.A., M.Phil., Ph.D	Assistant Professor	24/10/2014	History of the Far East

6.2 List of the Faculty members, based on API score

S. No.	Name of the Faculty	Designation	API Score
1	Dr. R. Peter Perinbaraja	Associate Professor and Head	
2	Dr. A. Arul Devadoss	Associate Professor	
3	Prof. M. Jeyasingh	Associate Professor	104
4	Prof. G. Andrews	Associate Professor	117
5	Prof. J. DevarajSelvakumar	Associate Professor	101
6	Dr. J. Barnabas Jacob	Assistant Professor	109
7	Mr. V. JebamaniMonsingh	Assistant Professor	101
8	Dr. T.K. Stantley David	Assistant Professor	105

7. Students' Profile

7.1 Students' Statistics for the year 2014-2015

The students are admitted on each course based on the Government schemes of reservation. The community-wise students' statistics are given below:

Course	SC	ST	SCA	MBC	BC	OC	Minority	Total
I B.A (E.M)	4	0	1	5	14	3	23	50
II B.A (E.M)	3	0	0	3	4	0	10	20
III B.A (E.M)	5	0	0	7	10	0	14	36
I B.A (T.M)	5	0	1	5	12	6	27	56
II B.A (T.M)	5	0	3	8	9	1	12	38
III B.A (T.M)	12	0	0	8	24	0	15	59

7.2 List of the student's representatives

Course	Name of student's representative
I B.A (E.M)	M. ThirupathiVenkadesh
II B.A (E.M)	P. Selvathasan
III B.A (E.M)	M. Balasubramanian
I B.A (T.M)	K. Nallaia Ebenezer
II B.A (T.M)	J. David JebaKingsly
III B.A (T.M)	M. Ram Anubav

7.3 Students' Achievements

Students qualifying in state/national/international level examinations

S.No.	Name of the student	Competitive exam passed
1	P. Sivakumar	TNPSC Group II 2014
2	G. SelvaVignesh	Army
3	J. ShahulHameed	Tamil Nadu Police Department
4	C. Suriya Narayanan	Tamil Nadu Police Department
5	A.Bala Subramanian	Tamil Nadu Police Department

7.4 Placement Details

Programme Name	Batch	Number of students passed in final year examination	Number of students enrolled into higher education	Number of students placed in jobs
B.A (E.M)	2012 – 2015	22	5	4
B.A (T.M)	2012 – 2015	31	8	5

8. Curriculum

History is one of the fundamental disciplines in Social Science. It is the basic for all the disciplines. The Curriculum aims at providing basic tools and exposure to students who intend to pursue Master Degree in History at the international level. It is being revised periodically and followed the course structure that was prescribed by Manonmaniam Sundaranar University.

The Programme Structure of the B.A History are mentioned below.

8.1 UG Programme Structure

Semester	Course code	Course Name	IM	EM	TM	H	C
I	G1TL11	Tamil	25	75	100	6	4
	G2EN11	English	25	75	100	6	4
	GMHI11	History of India upto 647 A.D	25	75	100	5	4
	GMHI12	Principles of Tourism	25	75	100	5	4
	GAPO11	Theory of Political Science	25	75	100	6	4
	GEVS11	Environmental Studies	25	75	100	2	2
II	G1TL21	Tamil	25	75	100	6	4
	G2EN21	English	25	75	100	6	4
	GMHI21	History of India (647 – 1526 A.D)	25	75	100	5	4
	GMHI22	Indian Heritage	25	75	100	5	4
	GAPO21	Modern Constitutions	25	75	100	6	4
	GVBE21	Valued Based Education	25	75	100	2	2

III	G1TL31	Tamil	25	75	100	6	4
	G2EN31	English	25	75	100	6	4
	GMHI31	History of India (1526 –1772A.D)	25	75	100	6	4
	GSHI3B	Panchayatraj	25	75	100	4	4
	GNHI3A	Freedom Movement in India	25	75	100	2	3
	GAPO31	Modern Political thought	25	75	100	6	4
IV	G1TL41	Tamil	25	75	100	6	4
	G2EN41	English	25	75	100	6	4
	GMHI41	History of India (1772– 1947A.D)	25	75	100	6	4
	GSHI4B	Epigraphy	25	75	100	4	4
	GNHI4B	Indian Constitution	25	75	100	2	3
	GAPO41	Indian Administrative System	25	75	100	6	4
V	GMHI51	History of Tamil Nadu upto 1565	25	75	100	7	4
	GMHI52	History of Europe (1453 – 1789 A.D)	25	75	100	6	4
	GMHI5C	History of Far east	25	75	100	6	4
	GMHI5B	Freedom Struggle	25	75	100	7	4
	GCSB5A	Personality Development	25	75	100	4	4
VI	GMHI61	History of Tamil Nadu	25	75	100	6	4
	GMHI62	History of Europe (1789 – 1945 A.D)	25	75	100	6	4
	GMHI63	History of Science and Technology since 1500 A.D	25	75	100	6	4
	GMHI64	Working of the Indian Constitution	25	75	100	6	4
	GMHI6A	Constitutional History of England (1603 – 1970A.D)	40	60	100	6	7

IM – Internal Marks, EM – External Marks, TM – Total Marks, H – Hours/week, C – Credits.

8.2 Course Evaluation Pattern

This program is under Choice Based Credit System of the University. Each paper is evaluated for 100 marks with Internal 25 marks and External 75 marks. The duration of the examination is 1 hour for internal assessment test and 3 hours for external examination.

The pattern for internal assessment and the external examination are as follows:

For UG courses

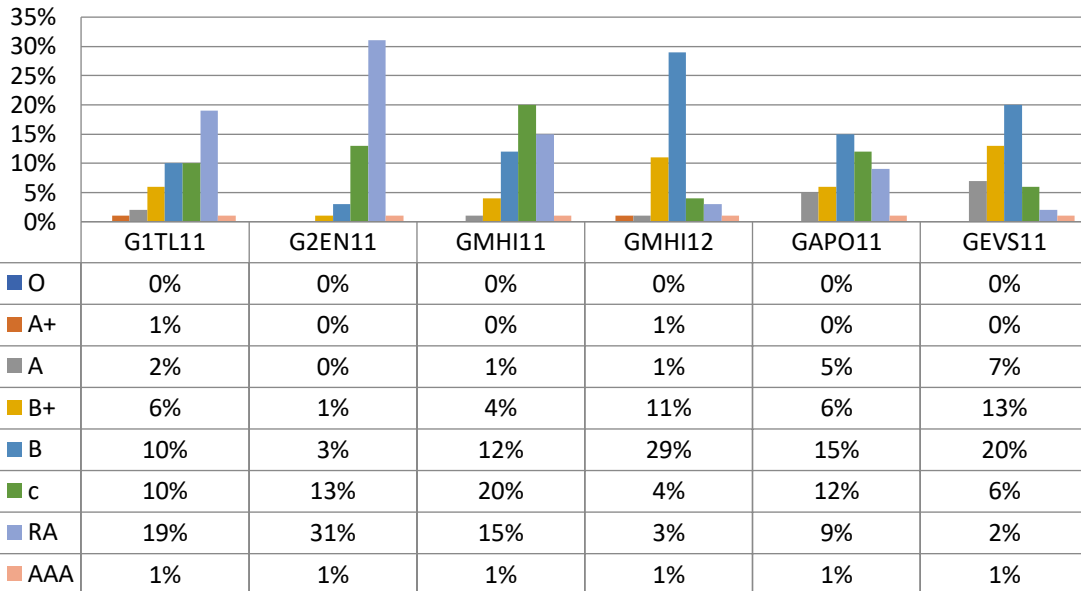
Internal Evaluation Pattern		External Evaluation Pattern	
Average of Best of two from three internal assessment test	=20	Section A (10x1=10)	=10
		Section B (5x5=25)	=25
Assignments/Seminars	=05	Section C (5x8=40)	=40
Total Marks	=25	Total	=75

8.3 Result Analysis

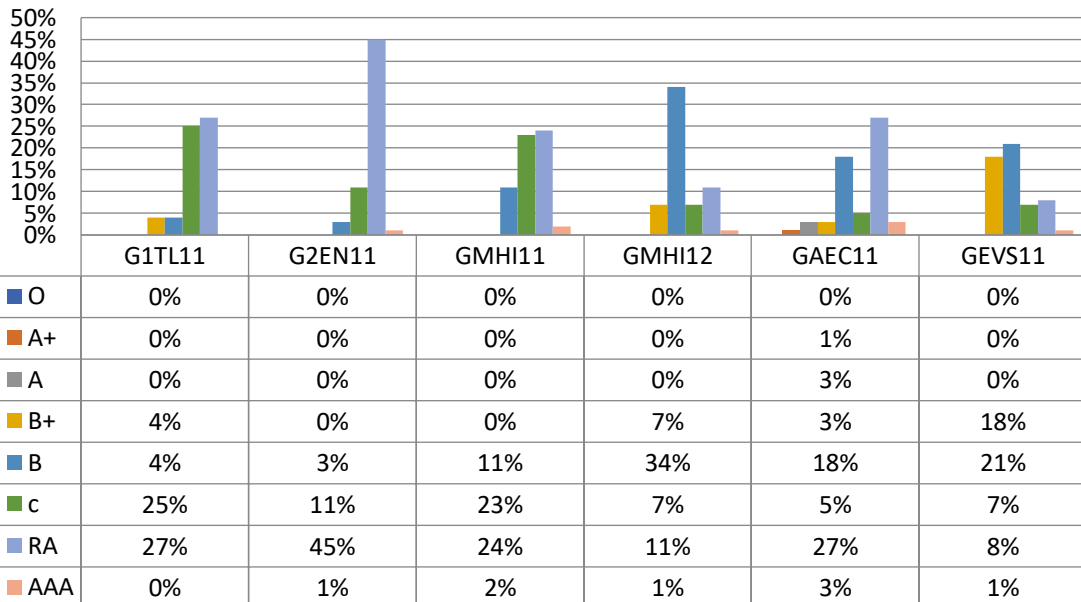
External examinations are conducted by ManonmaniamSundaranar University and the corresponding results are declared after evaluation. The subject-wise result analysis is made by course instructors which will be helpful to understand the quality of classroom teaching and observation about each course.

The analysis of the result for November 2014 and April 2015 University examinations are represented graphically:

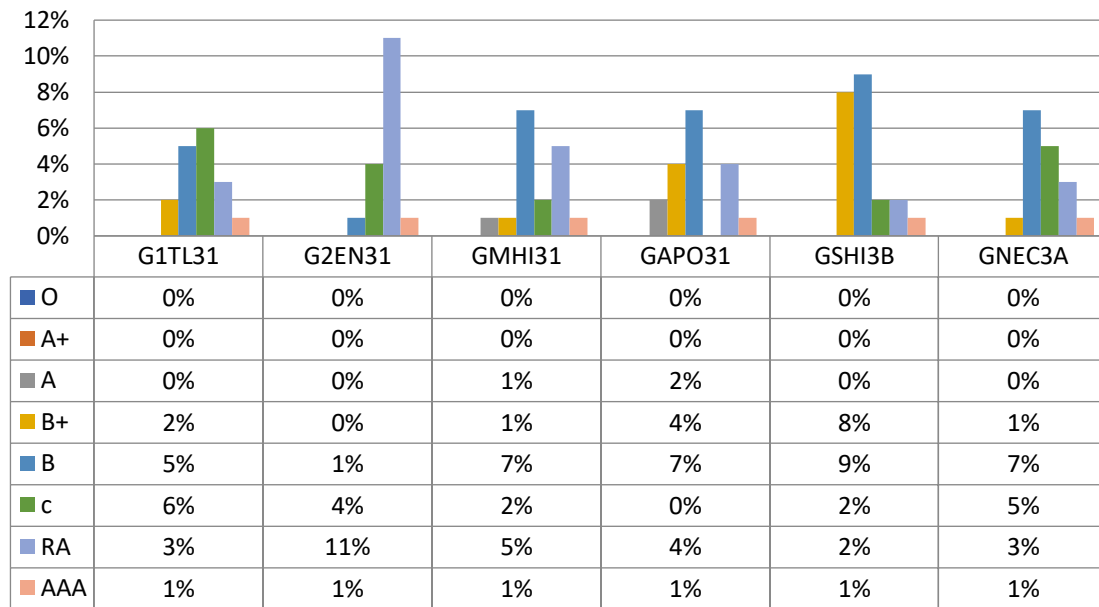
**RESULT ANALYSIS
B.A HISTORY (EM) - SEMESTER I
NOVEMBER - 2014**



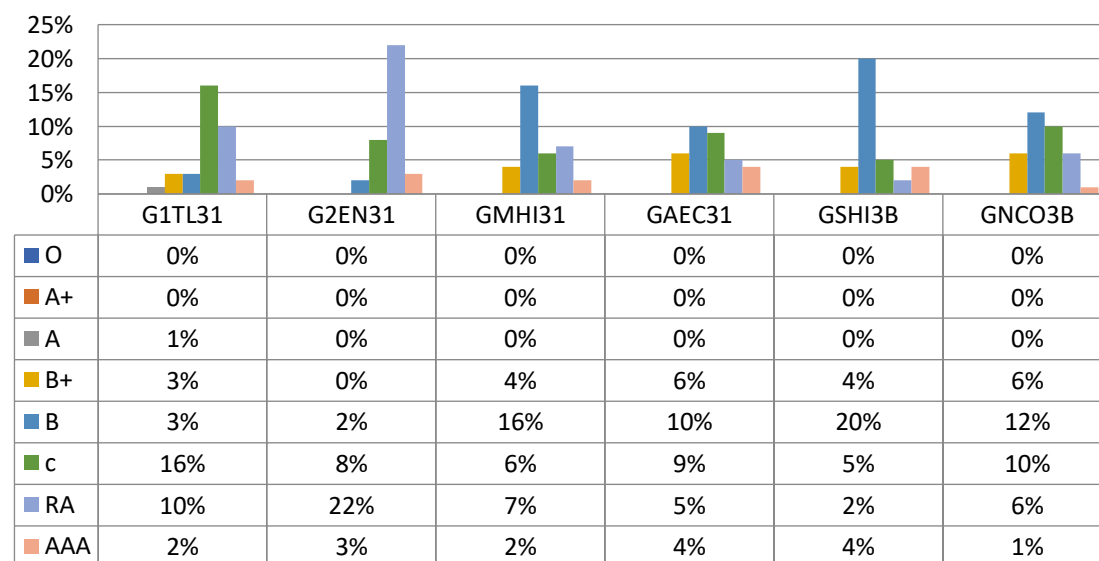
**RESULT ANALYSIS
B.A HISTORY (TM) - SEMESTER I
NOVEMBER - 2014**



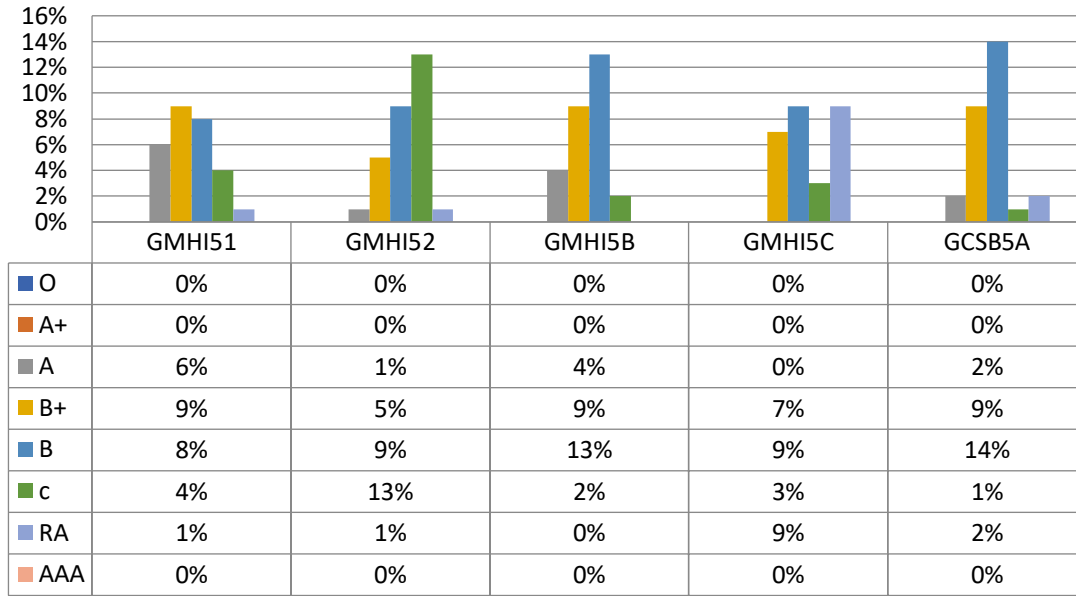
**RESULT ANALYSIS
B.A HISTORY (EM) - SEMESTER III
NOVEMBER - 2014**



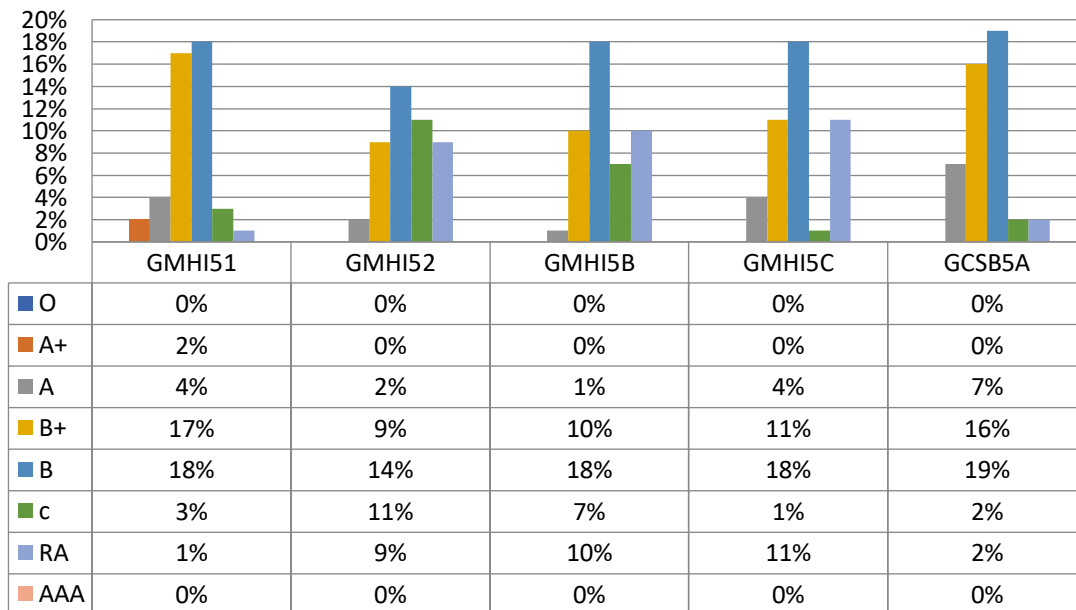
**RESULT ANALYSIS
B.A HISTORY (TM) - SEMESTER III
NOVEMBER - 2014**



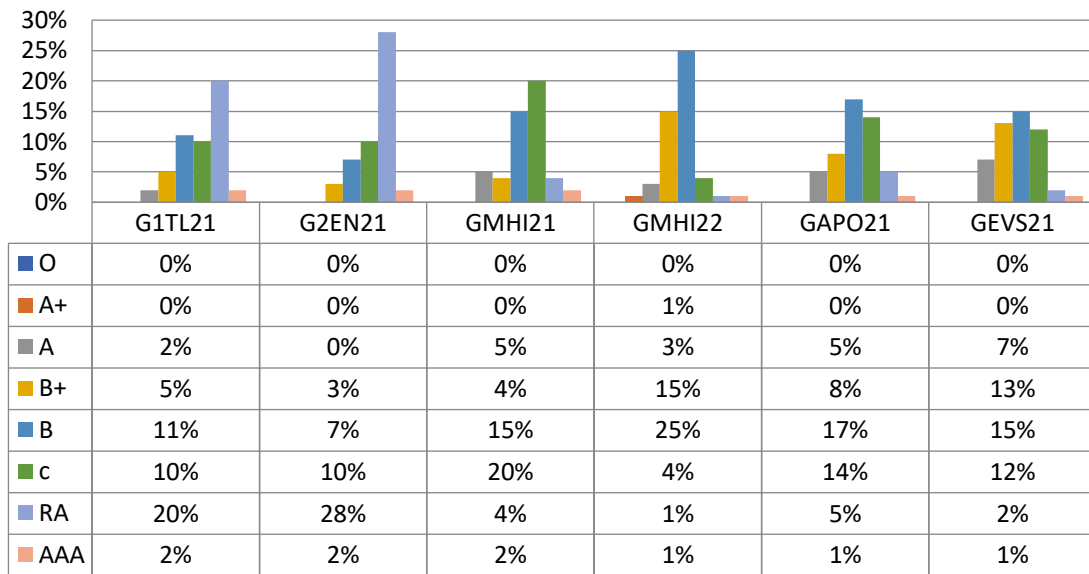
**RESULT ANALYSIS
B.A HISTORY (EM) - SEMESTER V
NOVEMBER - 2014**



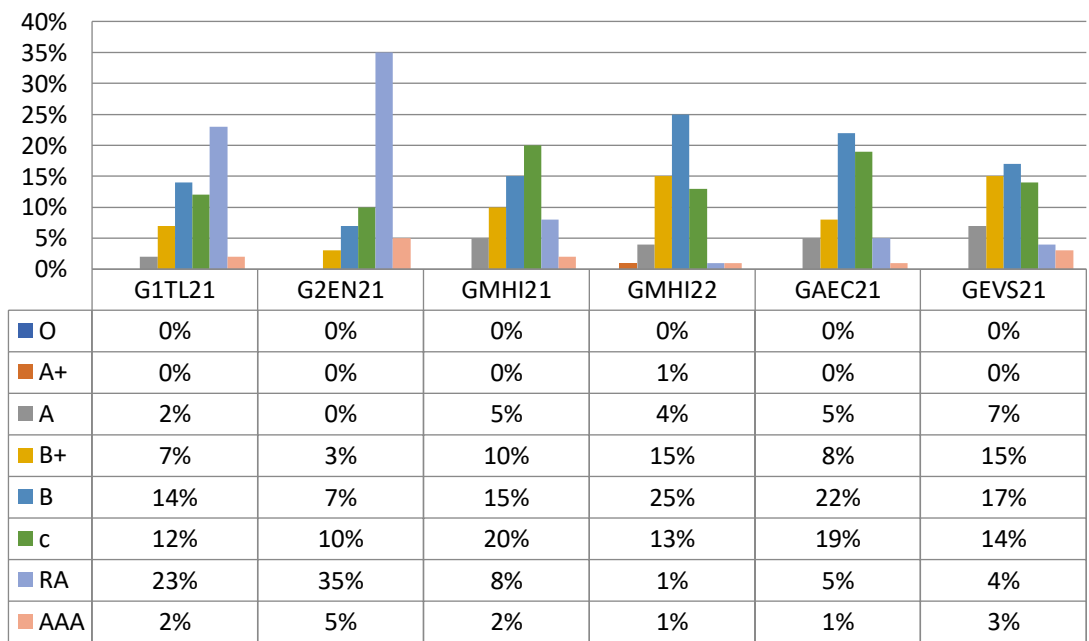
**RESULT ANALYSIS
B.A HISTORY (TM) - SEMESTER V
NOVEMBER - 2014**



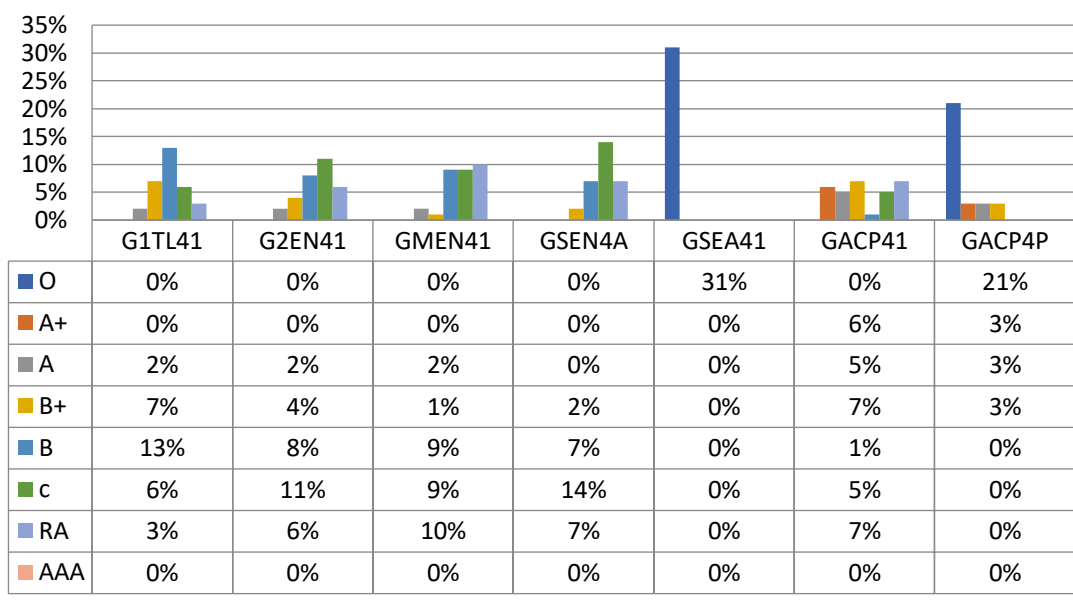
RESULT ANALYSIS
B.A HISTORY (EM) - SEMESTER II
APRIL - 2015



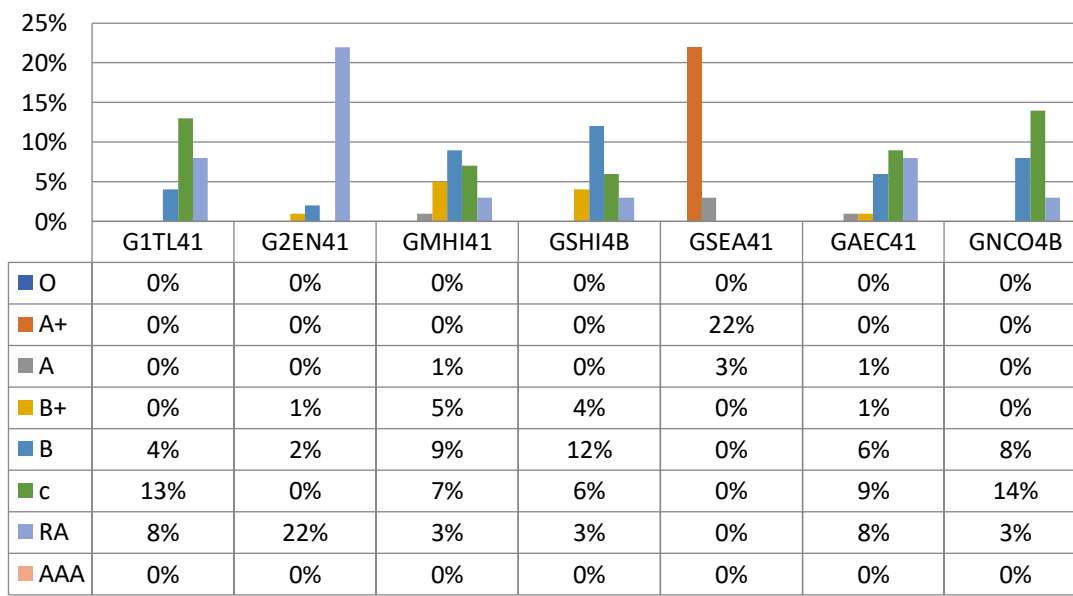
RESULT ANALYSIS
B.A HISTORY (TM) - SEMESTER II
APRIL - 2015



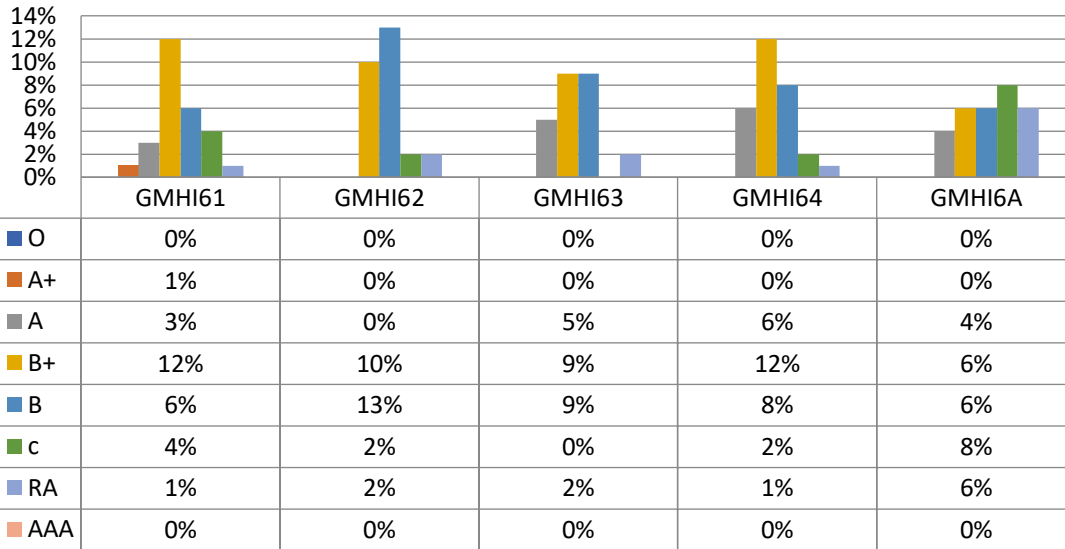
**RESULT ANALYSIS
B.A HISTORY (EM) - SEMESTER IV
APRIL - 2015**



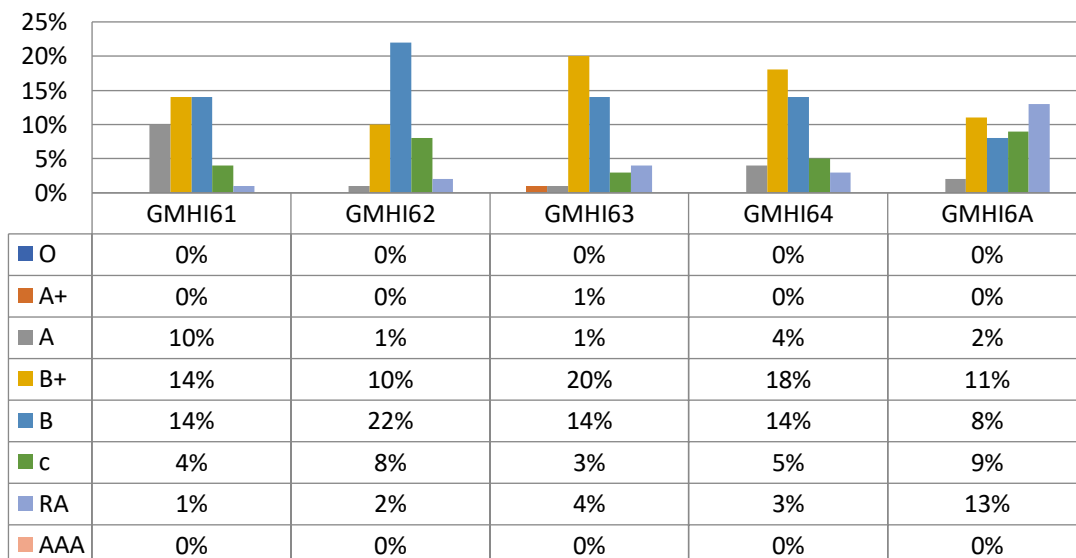
**RESULT ANALYSIS
B.A HISTORY (TM) - SEMESTER IV
APRIL - 2015**



RESULT ANALYSIS
B.A HISTORY (EM) - SEMESTER VI
APRIL - 2015



RESULT ANALYSIS
B.A HISTORY (TM) - SEMESTER VI
APRIL - 2015



9. Outcome

Outcome of the students meeting

- Students felt that the infrastructure provided by the college and department is GOOD.
- The rules and regulations of the department were appreciated.
- They felt that the Staff of the department are having best expertise and experience and are handling classes in a very interactive way.
- Curriculum was well appreciated.
- Lunch room with water is expected in every block.
- Students retiring room is not sufficient.
- Girlsstudents are expected more facilities in their retiring room.
- Formation of the syllabus is advanced and easy to approachable.
- Importance is not given for communication and skilled based classes.

Outcome of the Faculty meeting

- They felt very proud to serve for this institution.
- They felt satisfied with the pay package.
- Friendly and professional academic environment created by HOD was well appreciated.

10. Overall assessment

- The evaluation process followed by the department is GOOD.
- Course academic plan and implementation are recorded properly.
- Uniform for students is a good practice.
- Curriculum is having a good impact on the outcome of the students.
- Web site of the college is frequently updated.
- Publications and participations in FDP, seminars, conferences and workshops by faculty members are minimal.
- To complete 90 working days for first semester students is not feasible because of the admission procedure.

11. Suggestions

- To establish Department Library.
- Publications and participations in FDP, seminars, conferences and workshops by faculty members are to be increased. External funded research projects to be taken up by the faculty members.
- Students may be asked to write job oriented online exams (like NPTEL,Swayam,MOOC etc.,) for better placements.

12. Signature of the Academic Audit Panel Members

<p>Chair Person Dr. A. Arul Devadoss M.A., M.Phil., Ph.D Head & Associate Professor of History, St. John's College, Palayamkottai 627 002, Tamil Nadu. Mob.: +91 9443508825.</p>	
<p>Co-ordinator – 1 Prof. G. Andrews M.A., M.Phil., SLET., Associate Professor of History, St. John's College, Palayamkottai 627 002, Tamil Nadu. Mob.: +91 86103 10425, e-mail id: andrews1421962@gmail.com</p>	
<p>Co-ordinator – 2 Dr.J. Barnabas Jacob M.A. M.Phil.Ph.D., Assistant Professor of History, St. John's College, Palayamkottai 627 002, Tamil Nadu. Mob.: +91 9865575718, e-mail id: barnabasjacob777@gmail.com</p>	
<p>Subject Expert – 1 Dr. R. Thomas M.A. M.Phil. Ph.D., Head & Associate Professor of History, Nazareth Margoschis College at Pillaiyanmanai, Nazareth – 628617, Tamil Nadu. Mob.: +91 9442063783, e-mail id: jacksrtthomas@gmail.com</p>	
<p>Subject Expert – 2 Dr. L. Ravi Sankar M.A., M.Phil., Ph.D., Head & Associate Professor of History, Thiruvalluvar College, Papanasam - 627425 , Tamil Nadu. Mob.: +91 9486408945, e-mail id: ravisan267@gmail.com</p>	

IQAC Coordinator

Principal



St. John's College Palayamkottai

Tirunelveli – 627 002

sjc1878@stjohnscollege.edu.in, www.stjohnscollege.edu.in



Annual Academic Audit Report

2014-15

**PG and Research Department of
Economics**

4th & 5th August 2015

Sl. No	Contents
1	Introduction
2	Objectives of Academic Auditing:
3	Academic Audit Panel Members
4	Schedule of the Annual Academic Audit
5	Department Profile
6	Faculty Profile
7	Research and Consultancy
8	Students' Profile
9	Curriculum
10	Result Analysis
11	Department Activities
12	Outcome
13	Suggestions
14	Signature of the Academic Audit Panel Members

1. Introduction

The process of Academic Auditing intends to monitor and enhance the quality of science education through proper guidelines for both teaching faculty and students, so as to ensure qualified students/researchers passing out from the department. It presents the objectives of academic auditing, the process of internal and external evaluation of courses, major/mini projects, seminars, overall discipline and academic functioning of the department, duties and responsibilities of faculty members, research and consultancy and class/course committees.

The Annual Academic Audit of the Department was conducted on 4th and 5th August 2015.

2. Objectives of Academic Auditing:

- (i) To define quality of each component of the functionalities.
- (ii) To define effectiveness of teaching – learning process.
- (iii) To devise methodology to confirm maximum output from faculty members as well as students.
- (iv) To ensure academic accountability and quality of technical education through proper guidelines for both teaching faculty and students/researchers.

3. Academic Audit Panel Members

The Name, Designation and Address of Academic Audit Experts are given in detail:

Chair Person

Mr. D. Kathiravan M.A., B.Ed., M.Phil. SET
Assistant Professor of Economics,
St. John's College,
Palayamkottai 627 002,
Tamil Nadu.

Co-ordinator

Mr.B. Robert Jeyapaul Ponraj M.A.,
B.Ed., M.Phil.,
Assistant Professor of Economics,
St. John's College,
Palayamkottai 627 002, Tamil Nadu.

Subject Expert – 1

Dr.P.Devaraj M.A., M.Phil, Ph.D

Associate Professor of Economics,
St. Xavier's College,

Tirunelveli-2.

Ph: 9486701766

Industrialist

Mr.C. Smith Andrews,

Andrews Buliders,

45A, Alfa Blessing Apartments,

Trivandrum Road,

Tirunelveli-2.

Ph: 9366667900

Subject Expert – 2

Dr. P. Mary Thangam,

Assistant Professor,

Department of Economics,

Sarah Tucker College,

Tirunelveli -627007,

e.mail : adrielblesson@gmail.com

4. Schedule of the Annual Academic Audit

DAY 1 (4th August 2015)	
Timing	Activity
10:00 AM – 10:30 AM	Meeting of the Panel with the Principal and IQAC coordinator in Principal's Office along with the Head of Economics Department.
10:30 AM – 11:15 AM	Department overall presentation in the Department along with IQAC coordinator and the Panel
11:15 AM – 11:30 AM	Tea Break
11:30 AM – 11:50 AM	Meeting the UG students
12:10 PM – 12:30 PM	Meeting the student representatives of UG
01:00 PM – 02:00 PM	Lunch Break
02:20 PM – 02:40 PM	Meeting the PG students
02:40 PM – 03:10 PM	Meeting the PG student Representatives
03:10 PM – 03:30 PM	Tea Break
03:30 PM – 04:00PM	Meeting the student representatives of M.Phil Course
DAY 2 (5th August 2015)	
Timing	Activity
10:00 AM – 10:30 AM	Entry Meeting of the Panel in the Department
11:00 AM – 11:30 AM	Visiting the Infrastructure
11:30 AM – 12:30 PM	Verifying the Audit Report and the Support Evidences
12:30 PM – 01:30 PM	Lunch Break
01:30 PM – 02:30 PM	Verifying the Audit Report and the Support Evidences
02:30 PM – 04:00 PM	Preparation of the Annual Audit Report
04:00 PM – 04:30 PM	Exit Meeting with the Principal and IQAC coordinator in Principal's Office

5. Department Profile

About the Department

The Department of Economics was started in the year 1946 by the Bishop of Tirunelveli **Rt. Rev Selwyn** who upgraded St. John's College into a first grade College. In the year 1946, the Department was headed by the Principal **Prof. J. Vedasiromani**. At the same time Prof. M. V. Subramaniam, an eminent scholar, fostered the Department and motivated the students by his erudite scholarship and oratorical capacity. Prof. E. D Ponnudurai and Prof G. W. Frederic were the alumni of St. Johns College inculcated in the minds of the student's community a sense of pride, discipline and scholarship. **Prof. E.D Ponnudurai** became the Head of the Department of Economics in the year 1968. In the same year, Prof. C.T Augustine joined the faculty of Economics and served this college till 1971. He passed the Indian Economic Service examination and joined in IES service. Prof. E.D. Ponnudurai became the principal of St. John's College in November 1973 and subsequently started M.A Economics in August, 1970. The Department of Economics is consistently maintaining its academic excellence at both the UG and the PG levels. A few students have secured university ranks in 1981, 1983, 1998, 2004, 2006, 2012 and 2013.

Dr. S. Prabhakaran became the Head of the Department of Economics in the year 1985 and served in this department till February 2001. Then **Prof. D. Thangaraj** assumed office as the Head of the Department of Economics on 1st March 2001. After him, **Prof S. Devairakkam** and following him **Prof. J. Jeyasuriya** became the Head of the Department of Economics, rendered dedicated services and inspiring leadership. **Dr. J. John Vellakkan** became the Head of the Department on 1st June 2004 and subsequently started M.Phil. Economics in 2009. He is followed by **Prof. Jeyasekaran Devadass** became the Head of the department during 2009 – 2014 provided excellent and committed services to the smooth running of department affairs. **Dr. P.A Maraikumar Chellaraj** of Economics Department became the Principal of the St. John's College, during 17.06.2012 -31.10.2014 and also assumed the Head of the department after the retirement of Prof. Jeyasekarn Devadoss. To add more Honour, during his period, the PG Department of Economics became the Research Centre to pursue doctoral Studies.

Dr. K. Kirubakaran was the Head of the Department during 01.11.2014 – 31.12.2015 rendered all his efforts to run the department in a right path. His work is also remarkable to the Economics Department.

Prof. D. Kathiravan became the Head of the Department of Economics in 04.01.2016 and served as Head of the Department of Economics till 21.08.2017. During his period many International, National and State level Seminars, Workshops on SPSS and many research oriented programmes were conducted. **Prof B. Agastin** was the Head of the Department of Economics from 22.08.2017 to 31.10.2018 and rendered his skills and talents to shape the Department by encouraging the students to read many books. His service to the department is appreciable. **Dr. J. David Gnanaraj** have been assuming the Head of the Department from 01.11.2018 onwards, involving himself as a member of NAAC Steering Committee, Organizing Alumni engagement and Students outreach program.

The department has produced many IES officers notable among them are Mr. Joseph Dawson IPS, Mr. Krishnamoorthi IAS, Mr. M. Ramasamy IAS, Mr. Mathisankaran IES, Mr. R. Dhanushkodi Aditan, former cabinet minister for youth welfare, Government of

India, Dr. R. Sankaranarayanan, Principal of KGS Arts and Science College, Srivaikundam and Mr. Chelladurai, deputy secretary, Law Department, Chennai. These are a few known distinguished Alumni of our Department.

Right now there are 200 students in B.A degree, 22 in M.A degree. There are 10 members in the faculty of Economics and all of them are experts in their own fields, among them there are 08 Ph. D holders. Dr. A. Angel Anila and Dr. Gladis Freeda are fully qualified and approved by the Manonmaniam Sundaranar University to run the research centre of Economics.

The General Library and also the Department Library are well equipped with Subjects Books (Nos. 1600) which is being added every year. Infrastructure like class room, furniture, Internet connected computers (Nos.4), LCD Projector attached classroom are remarkable.

Best Practices of the Department:

1. For The Student by the Student.
2. Constructing the Character.

Infrastructure in the Department

S. No.	Items	Verification (Yes/No)	Comments			
			UG	PG & MPhil	Library & Scholars	Staff Room
1	No. of class rooms	Yes	Three	Three	Two	One
2	Computers for teachers	Yes	Available	Available	Available	Available
3	Computers for students & scholars	Yes	Available	Available	Available	Available
4	Internet access and related software	Yes	Available	Available	Available	Available
5	Uninterrupted Power Supply	Yes	Available	Available	Available	Available
6	Water Supply	Yes	Available	Available	Available	Available

Department Library Facilities

Area in sq. Ft.	Total No. of Books Available	Total No. of Journals Available	Total No. of Computer Systems with Internet Facilities
3420 × 4	1280	293	3

6. Faculty Profile 2014-2015

	Total Staff	07
Faculty Strength	Men	06
	Women	01
Qualification	Ph.D.	02
	NET	00
	SET	01
	M.Phil.	04

List of the Faculty members

S. No.	Name of the Staff	Qualification	Designation and Responsibilities	Date of Joining	Area of Specialisation
1	Dr. K. Kirubaharan	M.A., M.Phil., Ph.D.,	Associate Professor & Head.	17 – 03-2014	Public Finance
2	Mr. B. Agastin	M.A., M.Phil	Associate Professor.	17 – 03-2014	Micro finance
3	Mr. J. David Gnanaraj	M.A., B.Ed., M.Phil.,	Assistant Professor,	05-09-2001	Industrial Economics
4	Mr. B. Robert Jeyapaul Ponraj	M.A, B.Ed., M.Phil.,	Assistant Professor,	29-05-2009	Public Finance
5	Mr. J. Amalrajan Gnanadoss	M.A., M.Phil., B.Ed.,	Assistant Professor,	29-05-2009	Financial Management
6	Mr. D. Kathiravan	M.A., M.Phil., B.Ed., SET	Assistant Professor, NCC Caretaker, Coordinator – Entry Into Services Cell	01-04-1995	Rural development
7	Dr. (Miss.) A. Angel Anila	M.A., M.Phil., Ph.D., SET.,	Assistant Professor,	03-12-2008	Rural development

API Score

Sl. No	2014-2015	API Score
1	Dr. K. Kirubaharan	-
2	Mr. B. Agastin	-
3	Mr. J. David Gnanaraj	129.3
4	Mr.B.Robert Jeyapaul Ponraj	120
5	Mr. J. Amalrajan Gnanadoss	117.7
6	Mr. D. Kathiravan	1230.3
7	Dr.(Miss.)A. Angel Anila	565

7. Research and Consultancy

Mr.D.Kathiravan

S.No	TITLE	JOURNAL NAME	YEAR OF PUBLISHING	VOLUME NO	PAGES
1.	Impact of Population Growth in Global Environment	Proceedings of the First International conference of Scott Research Forum	April 2008	Part - III	20 – 21
2.	Impact of Globalization in Rural India with Special Reference to Poverty	Proceedings of the First International Conference of Scott Research	April 2008	Part II	28 – 31
3.	Impact of WTO in Indian Employment market	Voice of The Hindecon, A Journal of The HRC	2008 - 09	Vol. XVII ISSN No. 0975 -5802	109
4.	Impact of Financial Crises on Indian Economy (A Bird's View)	Voice of The Hindecon , A Journal of the HRC	2009 - 10	Vol. XVIII	84-85
5.	Effects of Globalization on Water Resources in India	Kurukshetra	May 2010	Vol. 58	14 – 17
6.	Nuclear Energy – key for Indian Economics Development	The International Journal for Economics and Business Management	June 2012	Vol. 1	95 – 97
7.	Impact of Global Economic Crises in Indian Agriculture Sector	ARS – Journal of Applied Research and Social Sciences	Dec 2015	Vol. 2	1 -8
8.	Impact of Global Melt down on GDP Growth and Foreign Trade of Indian Economy	Journal of Green & Sustainable Development	Feb 2015	Vol. 2	28 – 35

8. Students' Profile

Student's Statistics for the year 2014-2015

The students are admitted on each course based on the Government schemes of reservation. The community wise student's statistics are given below:

COURSE	OTHER THAN MINORITY														Minority		Muslim		Total		Total
	SC		SCA		ST		BC		DNC		MBC		OC		M	F	M	F	M	F	
	M	F	M	F	M	F	M	F	M	F	M	F	M	F							
B.A Economics	9	6	1	0	0	0	11	12	4	2	2	0	1	0	9	3	0	0	37	23	60
M.A Economics	1	1	0	0	0	0	3	1	0	0	0	0	0	0	3	3	0	0	7	5	12
M.Phil	2	1	0	0	0	0	1	4	0	0	2	0	0	0	0	3	0	0	5	8	13
TOTAL	12	8	1	0	0	0	15	17	4	2	4	0	1	0	12	9	0	0	49	36	85
	20		1		0		32		6		4		1		21		0		85		

List of the student representatives

Course	Name of student representative
I B.A	K.S.Rajamannar
II B.A	S.Sankar
III B.A	A.Mani Pappa
I M.A	Yakkobu
II M.A	M.Muthuraj

Placement Details

In the year 2014 – 2015 there are many of students are placed in private companies and more number of the students gone for their higher studies and many of the students entered as entrepreneurs.

STUDENTS PROGRESSION

S.No	Name	CLASS	
1	R. Jeba Doss	B.A	M.A
2	A.Ravichandran	B.A	M.A

9.Curriculum

The main purpose of Economics education is to provide knowledge about the Economics and to prepare the student for vocational competency including training and development of skill. The Curriculum aims at

providing basic tools and exposure to students who intend to pursue Master Degree in Economics at the international level. It is being revised periodically and followed the course structure that was prescribed by Manonmaniam Sundaranar University. **The Programme Structure for the degrees of B.A. M.A., M.Phil and Ph.D., in the discipline of Economics are mentioned below**

Course Structure for B.A Economics Degree Course under CBCS

I Semester

	Components	Hours	Credits
Part I	Tamil / Other Language (1 Course)	$1 \times 6 = 6$	$1 \times 3 = 3$
Part II	English (1 Course)	$1 \times 6 = 6$	$1 \times 3 = 3$
Part III	Core Subjects (2 Course)	$2 \times 5 = 10$	$2 \times 5 = 10$
	Micro Economics -1		
	Economic Statistics – I		
	Allied Subject I (1 Course)	$1 \times 6 = 6$	$1 \times 5 = 5$
	Principles of Advertising		
Part IV	Environmental Studies (1 Course)	$1 \times 2 = 2$	$1 \times 2 = 2$
	Total (6 Course)	30	23

II Semester

	Components	Hours	Credits
Part I	Tamil / Other Language (1 Course)	$1 \times 6 = 6$	$1 \times 3 = 3$
Part II	English (1 Course)	$1 \times 6 = 6$	$1 \times 3 = 3$
Part III	Core Subjects (2 Course)	$2 \times 5 = 10$	$2 \times 5 = 10$
	Micro Economics - II		
	Economic Statistics – II		
	Allied Subject I (1 Course)	$1 \times 6 = 6$	$1 \times 5 = 5$
	Principles of Management		
Part IV	Social Value Educations (1 Course)	$1 \times 2 = 2$	$1 \times 2 = 2$
	Total (6 Course)	30	23

III Semester

	Components	Hours	Credits
Part I	Tamil / Other Language (1 Course)	1×6 = 6	1×3=3
Part II	English (1 Course)	1×6 = 6	1×3=3
Part III	Core Subjects (1 Course)	1×6 = 6	1×5 = 5
	Mathematical Methods –I		
	Allied Subject II (1 Course)	1 × 4 = 4	1 × 4 = 4
	International Economics – I		
Part IV	Skill based subject (1 course)	1 × 4 = 4	1 × 4 = 4
	Economics of Salesmanship		
	Non – Major Elective I (1 Course)	1 × 2 = 2	1 × 2 = 2
	Economics for Competitive Examinations		
	Total (6 Course)	30	22

IV Semester

	Components	Hours	Credits
Part I	Tamil / Other Language (1 Course)	1×6 = 6	1×3=3
Part II	English (1 Course)	1×6 = 6	1×3=3
Part III	Core Subjects (1 Course)	1×6 = 6	1×5 = 5
	Mathematical Methods –II		
	Allied Subject II (1 Course)	1 × 4 = 4	1 × 4 = 4
	International Economics – II		
Part IV	Skill based subject (1 course)		
	Personality Development		
	Non – Major Elective II (1 Course)	1 × 2 = 2	1 × 2 = 2
	Globalization and Indian Economy		
Part V	Extension Activity (NCC, NSS, YRC, YWF)		1
	Total (6 Course)	30	23

V Semester

	Components	Hours	Credits
Part III	Core Subjects (2 Course)	$2 \times 7 = 14$	$2 \times 5 = 10$
	Macro Economics – I		
	Monitory Economics		
	Major Elective (2 Course)	$2 \times 6 = 12$	$2 \times 5 = 10$
	Entrepreneurial Development		
	Labour Economics		
Part IV	Skill based subject (Common) (1 course)	$1 \times 4 = 4$	$1 \times 4 = 4$
	Tourism Management		
	Total (6 Course)	30	24

VI Semester

	Components	Hours	Credits
Part III	Core Subjects (4 Course)	$4 \times 6 = 24$	$4 \times 5 = 20$
	Macro Economics – II		
	Banking Theory and Practice		
	Indian Economy		
	Public Finance		
	Major Elective (1 Course)	$1 \times 6 = 6$	$1 \times 5 = 5$
	Economics of Marketing		
	Total (5 Course)	30	25

Total Number of courses : 34
Total Number of Hours : 180
Total Number of Credits : 140

Distribution of Marks in Theory between External and Internal Assessment is 75.25 Pass minimum of 40% for external and overall components.

MANONMANIAM SUNDARANAR UNIVERSITY TIRUNELVELI

PG - COURSES – AFFILIATED COLLEGES

**Course Structure for M.A. (Economics)
(Choice Based Credit System)**

Sem.	Sub. No.	Subject Status	Subject Title	Contact Hrs./ Week	Credits
(1)	(2)	(3)	(4)	(5)	(6)
I	1	Core - 1	Advanced Micro Economics Theory - I	5	4
	2	Core - 2	Macro Economic Theory and Analysis I	5	4
	3	Core - 3	Statistical Methods for Economics I	6	4
	4	Core - 4	Monetary Economics	5	4
	5	Elective - 1	International Economics	5	3
	6	Elective - 2	History of Economic Thought	4	3
II	7	Core - 5	Advanced Micro Economics Theory - II	6	4
	8	Core - 6	Macro Economic Theory and Analysis II	5	4
	9	Core - 7	Statistical Methods for Economics II	6	4
	10	Core - 8	Environmental Economics	5	4
	11	Elective - 3	Indian Economy	4	3
	12	Elective - 4	Computer Applications in Economics	4	3
III	13	Core - 9	Mathematical Methods I	6	4
	14	Core - 10	Development Economics	5	4
	15	Core - 11	Public Finance/ Financial Economics	6	4
	16	Core - 12	Research Methodology	5	4
	17	Elective - 5	Micro Finance	4	3
	18	Elective - 6	Industrial Economics/Econometrics	4	3
IV	19	Core - 13	Mathematical Methods II	5	4
	20	Core - 14	Planning and Growth	5	4
	21	Core - 15	Public Economics	5	4
	22	Core - 16	Health Economics	5	4
	23	Core - 17	Project	10	8

For the Project, flexible credits are b/w 5 - 8 & Hours per week are b/w 10 - 16.

Total number of credits	≥ 90	:	90
Total number of Core Courses	:	:	17 (16 T + 1 Project.)
Total number of Elective Courses	:	:	6
Total hours	:	:	120

**MANONMANIAM SUNDARANAR UNIVERSITY,
TIRUNELVELI**

M.Phil - ECONOMICS (Affiliated colleges)

S. No.	Semester	Number of Courses	Title Course	Credit	Hours / week
1	I	Course One	Research and Teaching Methodology	4	4
2		Course Two	Recent Development in Economic Theory	4	4
3		Course Three – (Project Oriented Electives)	a. Indian Economy: Issues and Development b. Agricultural Economics c. Development Economics	4	4
4	II	Course Four	Dissertation & Viva Voce	12	-
Total				24	

Course Evaluation Pattern

This program is under Choice Based Credit System of the University. Each paper is evaluated for 100 marks with Internal 25 marks and External 75 marks. The duration of the examination is 1 hour for internal assessment test and 3 hours for external examination.

The pattern for internal assessment and the external examination are as follows:

For UG courses

Internal Evaluation Pattern		External Evaluation Pattern	
Average of Best of two from three internal assessment test	20	Section A (10x1=10)	10
		Section B (5x5=25)	25
Assignments/Seminars	05	Section C (5x8=40)	40
Total Marks	25	Total	75

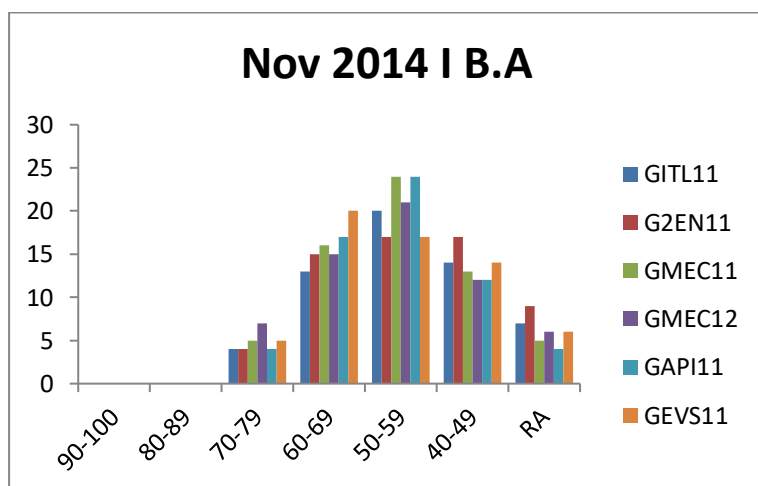
For UG and PG. Courses

Internal Evaluation Pattern PG		External Evaluation Pattern		Project Evaluation Pattern	
Average of Best of two from three internal assessment test	15	Section A (10x1=10)	10	Continuous Internal Assessment Marks	50
Assignments	05	Section B (5x5=25)	25	End Semester Examination Marks	50
Seminars	05	Section C (5x8=40)	40		
Total Marks	25	Total	75	Total Marks	100

10. Result Analysis

NOV 2014 I B.A ECONOMICS 1 SEM

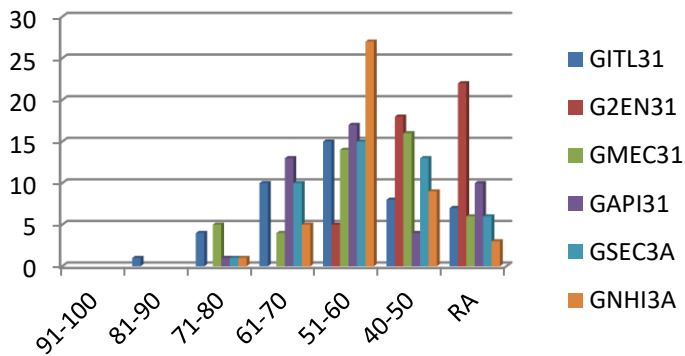
CODE	GITL11	G2EN11	GMEC11	GMEC12	GAPI11	GEVS11
90-100						
80-89						
70-79	4	4	5	7	4	5
60-69	13	15	16	15	17	20
50-59	20	17	24	21	24	17
40-49	14	17	13	12	12	14
RA	7	9	5	6	4	6



NOV 2014 II B.A ECONOMICS 3SEM

CODE	GITL31	G2EN31	GMEC31	GAPI31	GSEC3A	GNHI3A
91-100						
81-90	1					
71-80	4		5	1	1	1
61-70	10		4	13	10	5
51-60	15	5	14	17	15	27
40-50	8	18	16	4	13	9
RA	7	22	6	10	6	3

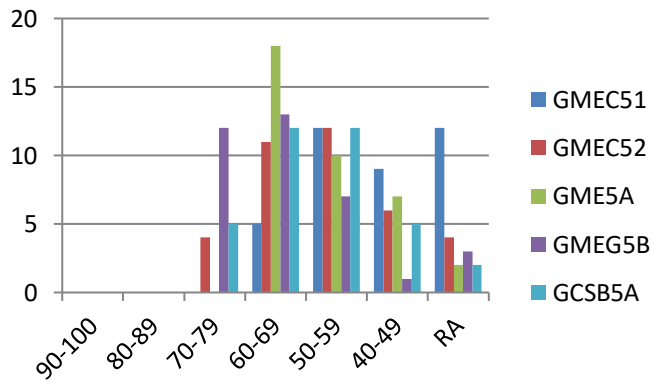
Nov 2014 II B.A



NOV 2014 III B.A ECONOMICS 5 SEM

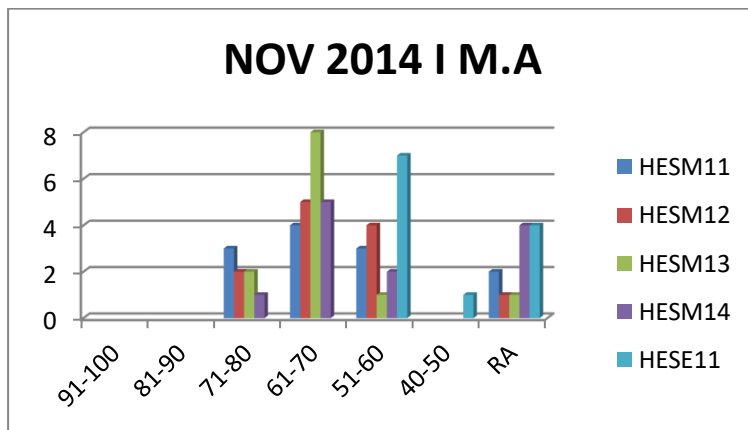
CODE	GMEC51	GMEC52	GME5A	GMEG5B	GCSB5A
90-100					
80-89					
70-79		4		12	5
60-69	5	11	18	13	12
50-59	12	12	10	7	12
40-49	9	6	7	1	5
RA	12	4	2	3	2

NOV 2014 III B.A



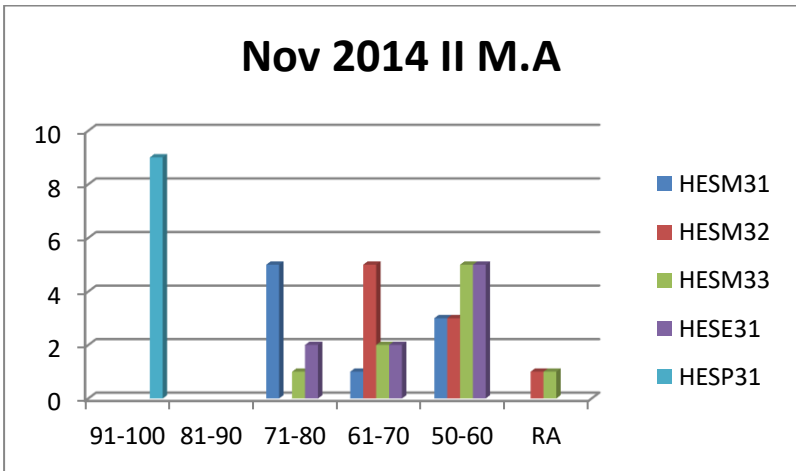
Nov 2014 I M.A Economics 3 Sem

CODE	HESM11	HESM12	HESM13	HESM14	HESE11
91-100					
81-90					
71-80	3	2	2	1	
61-70	4	5	8	5	
51-60	3	4	1	2	7
40-50					1
RA	2	1	1	4	4



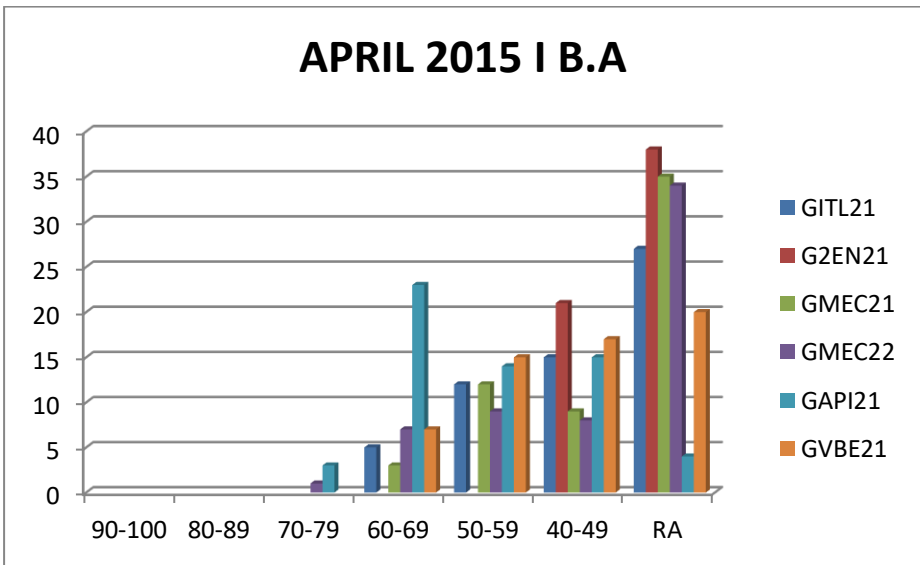
Nov 2014 II M.A

CODE	HESM31	HESM32	HESM33	HESE31	HESP31
91-100					9
81-90					
71-80	5		1	2	
61-70	1	5	2	2	
50-60	3	3	5	5	
RA		1	1		



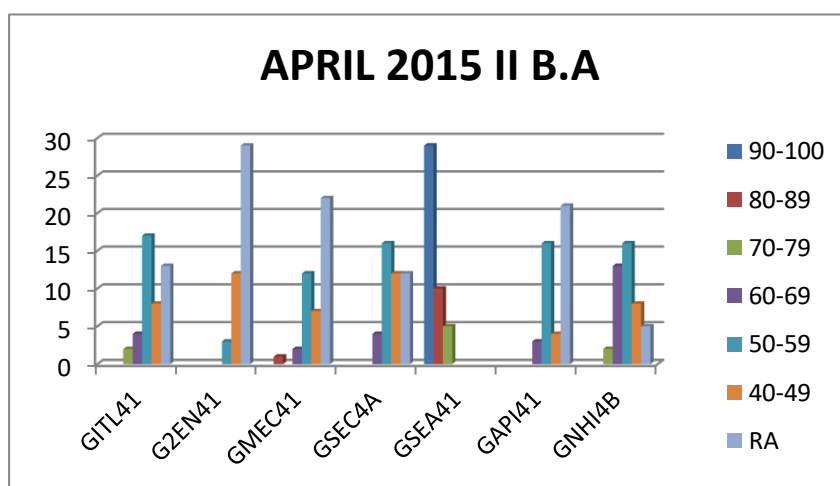
APRIL 2015 I B.A ECONOMICS 2 SEM

CODE	GITL21	G2EN21	GMEC21	GMEC22	GAPI21	GVBE21
90-100						
80-89						
70-79				1	3	
60-69	5		3	7	23	7
50-59	12		12	9	14	15
40-49	15	21	9	8	15	17
RA	27	38	35	34	4	20



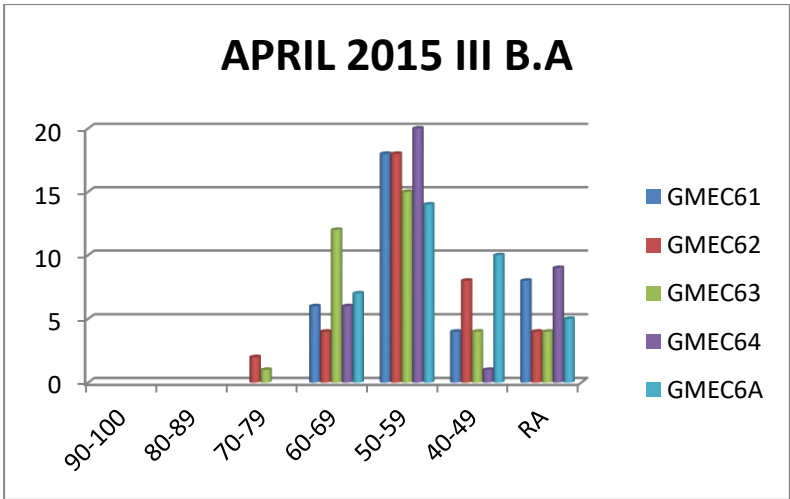
APRIL 2015 II B.A ECONOMICS 4 SEM

CODE	GITL41	G2EN41	GMEC41	GSEC4A	GSEA41	GAPI41	GNHI4B
90-100					29		
80-89			1		10		
70-79	2				5		2
60-69	4		2	4		3	13
50-59	17	3	12	16		16	16
40-49	8	12	7	12		4	8
RA	13	29	22	12		21	5



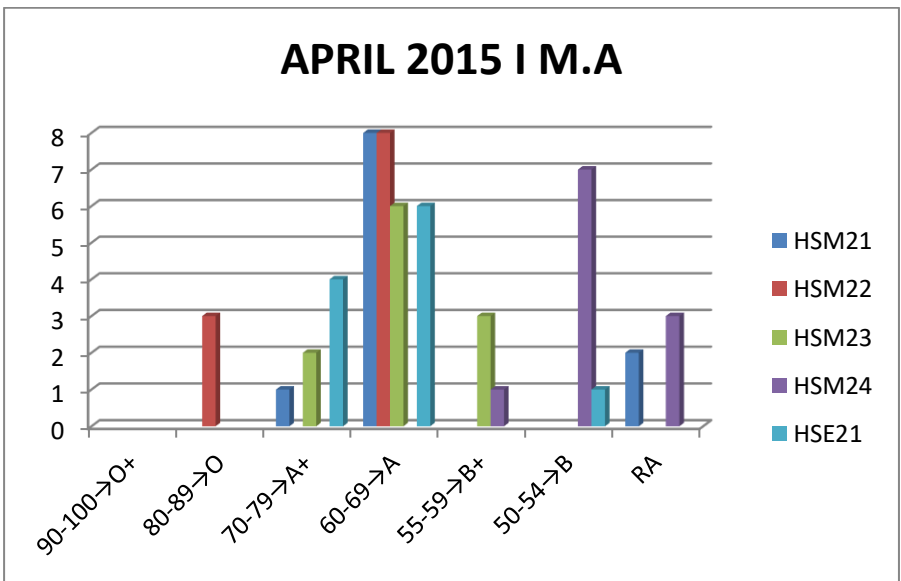
APRIL 2015 III B.A ECONOMICS 6 SEM

CODE	GMEC61	GMEC62	GMEC63	GMEC64	GMEC6A
90-100					
80-89					
70-79		2	1		
60-69	6	4	12	6	7
50-59	18	18	15	20	14
40-49	4	8	4	1	10
RA	8	4	4	9	5



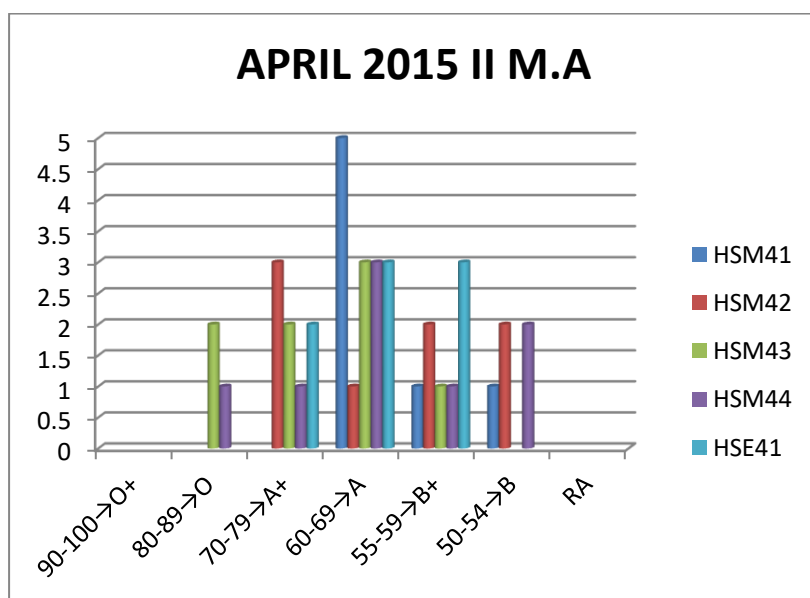
APRIL 2015 I M.A ECONOMICS 2 SEM

CODE	HSM21	HSM22	HSM23	HSM24	HSE21
90-100→O+					
80-89→O		3			
70-79→A+	1		2		4
60-69→A	8	8	6		6
55-59→B+			3	1	
50-54→B				7	1
RA	2			3	



APRIL 2015 II M.A ECONOMICS 4SEM

CODE	HSM41	HSM42	HSM43	HSM44	HSE41
90-100→O+					
80-89→O			2	1	
70-79→A+		3	2	1	2
60-69→A	5	1	3	3	3
55-59→B+	1	2	1	1	3
50-54→B	1	2		2	
RA					



11

Department Activities

Application of SPSS in social science researches – 27-08-2014



ST. JOHN'S COLLEGE, PALAYAMKOTTAI
Post Graduate and Research Department
of Economics and IQAC jointly organized
One Day Workshop on

Application of SPSS in Social Science Researches

Presidential Address: **Dr.P.A.Maraikumar Chellaraj**
Principal & Head, Dept. of Economics

Inaugural Address: **Mr.Gunasingh Chelladurai**
Secretary & Correspondent

Resource Persons: **Dr.J.Cyрил Kanmony**
Former Head, Asso. Prof. of Economics
Scott Christian College, Nagercoil.

Mr.Vinodh K.Natarajan
Assit. Prof. Management Studies
Sri Narayana Guru College, Kanyakumari.

Dr.V.Duraisingh
Workshop Co-ordinator
Date: 27.08.2014

All are Invited
Place: Auditorium

Faculties
Dept. of Economics
Time: 10a.m







ST. JOHN'S COLLEGE PALAYAMKOTTAI

Department of Economics
Extension Programme
(UGC XII Plan)

V.No. 1352
2

Special Campaign

On

**VETERINARY
CARE**

at

*Pookulzhi Village
(Thidiyoor Panchayat)*


Date

20.03.2015

Time

7.30 am onwards

**You
are
Invited**



ST. JOHN'S COLLEGE PALAYAMKOTTAI

Department of Economics
Extension Programme
(UGC XII Plan)

Special Campaign

On

EYE & DENTAL CARE

at

*Pookulzhi Village
(Thidiyoor Panchayat)*

Date

20.03.2015

10.00 am onwards

**You
are
Invited**

*Vasan Eye Care
Tirunelveli*



Staff & Students



Address

Mr. Paramasivan

President (Thidiyur Panchayat)
Pookuzhi Viilage

Dr. D. Amish Abraham

Vice-Principal
St. John's College, Palayamkottai

Dr. K. Kirubakaran

Head, Department of Economics
St. John's College, Palayamkottai

ing / Se
Add. no.

V. no. -

ganize

u - an

National Seminar on Human Rights in India – challenges and remedies











Field visit 06-10-2014



Association meeting 23-02-2015



Motivational program 14-10-2014



12. Outcome of the students meeting

- ❖ Students felt that the infrastructure provided by the college and department are Good.
- ❖ The rules and regulations of the department were appreciated.
- ❖ Advanced curriculum and syllabus was appreciated and felt very proud in studying at this institution.
- ❖ They felt that the staffs of the department are having best expertise and experience and are handling classes in a very professional way.
- ❖ Library timings are not sufficient during their class hours.
- ❖ Wi-fi bandwidth is not available
- ❖ Plug points for charging laptops not adequate in classrooms.
- ❖ Lunch room with water is expected is every block.
- ❖ Importance is given for communication and soft skills classes.

Outcome of the faculty meeting

- ❖ They felt very proud to serve for this institution
- ❖ The Unaided staff felt satisfied with the pay package
- ❖ EPF contribution was also appreciated for unaided staff
- ❖ Friendly and professional academic environment in this college and department are appreciated

Overall assessment

- ❖ Uniform for students is a good practice in all days
- ❖ There are Frequent Regular visiting professionals and part time lawyer for the final year students
- ❖ Numbers of text books available in the College Library as well as in the Department library are sufficient.
- ❖ Paper Publication and participation in Orientation, Refresher Course, FDP, workshop, seminar and conference by the institution are highly motivated.
- ❖ Students develop their skills by practicing co-curricular activities after their class room activity. Some of them are typewriting, computer courses, tailoring course, beautician course, four wheeler driving classes, and music and learn to play music instruments

- ❖ Four faculties published their text books on Charulatha publishing house Chennai. These books benefited to the students in a huge way since it is easy to learn.
- ❖ One of our faculty visited abroad countries namely Malaysia and Dubai, for presentation of article in the international conference.
- ❖ Few students also learn in body building by going to gym and some of them doing CMA courses
- ❖ Placement activities and placement related training are good but placement in MNC are less







13. Suggestions

- ❖ More of the text book volumes has to be purchased
- ❖ More indexed journals at least Scopus indexed to be subscribed
- ❖ Incentives may be given to the SF faculty by the management for publishing papers and producing 100% results
- ❖ Students may be asked write job oriented online exams (elitmus, brain bench etc.,) for better placements
- ❖ Importance has to be given for communication and soft skills classes

Conclusion

- ❖ Fundamental rules and regulations followed by the college management and department staff members are good
- ❖ Basic amenities and infrastructure in the college and the department is satisfactory
- ❖ Faculty members are well experienced, qualified and talented and need more motivation in the form of incentives for publications and training.

14. Signature of the Academic Audit Panel Members

<p>Chair Person Mr.D.Kathiravan. M.A.,M.Phil., B.Ed., SET Assitant Professor, St. John's College, Palayamkottai 627 002, Tamil Nadu.</p>	 D. KATHIRAVAN, M.A., M.phil., B.Ed., Assistant Professor of Economics St. John's College - Tirunelveli - 2
<p>Subject Expert – 1 Dr.P.Devaraj M.A., M.Phil, Ph.D Associate Professor of Economics, St. Xavier's College, Tirunelveli-2. Ph: 9486701766</p>	 Dr. P. Devaraju, M.A., M.Phil., Ph.D. & ASSOCIATE PROFESSOR DEPARTMENT OF ECONOMICS ST. XAVIER'S COLLEGE (AUTONOMOUS) PALAYAMKOTTAI - 627 002
<p>Subject Expert – 2 Dr. P. Mary Thangam, Assistant Professor, Department of Economics, Sarah Tucker College, Tirunelveli -627007, e.mail : adrielblesson@gmail.com</p>	 DR. P. MARY THANGAM Assistant Professor Department of Economics & Research Centre, Sarah Tucker College (Autonomous) Tirunelveli - 627 007.
<p>Industrialist Mr. R. Smith Andrews, Andrews Buliders, 45A, Alfa Blessing Apartments, Trivandrum Road, Tirunelveli-2. Ph: 9366667900</p>	 ANDREWS BUILDERS Tirunelveli
<p>Dr. A. Selvin Samuel The Principal St.John's College Palayamkottai Tirunelveli</p>	 PRINCIPAL ST. JOHN'S COLLEGE PALAYAMKOTTAI - 627 002.
<p>Dr. S. John Kennedy The IQAC Coordinator, St.John's College Palayamkottai Tirunelveli</p>	 IQAC CO-ORDINATOR ST. JOHN'S COLLEGE, PALAYAMKOTTAI



**ST. JOHN'S COLLEGE PALAYAMKOTTAI
TIRUNELVELI – 627 002**

sjc1878@stjohnscollege.edu.in, www.stjohnscollege.edu.in



Annual Academic Audit Report

2014-15

Department of Commerce

10th & 11th August 2015

Table. No	Table of Contents	Page No.
1	Introduction	1
2	Objectives of Academic Auditing:	1
3	Academic Audit Panel Members	1
4	Schedule of the Annual Academic Audit	3
5	Department Profile	3
5.1	About the Department	3
5.2	Best Practices of the Department	4
5.3	Infrastructure in the Department	5
5.4	Department Library Facilities	5
6	Faculty Profile	5
6.1	List of the Faculty members in Aided stream	6
6.2	List of the Faculty members in Un - Aided stream	7
6.3	List of the Faculty based on API score	8
6.4	Research and Consultancy	9
7	Students' Profile	10
7.1	Student's Statistics for the year 2014-2015	10
7.2	List of the student representatives	10
7.3	Placement Details	11
8	Curriculum	12
8.1	UG Programme Structure	12
8.1.1	PG Programme Structure	14
8.2	B.Com with Computer Application Programme Structure	15
8.3	Course Evaluation Pattern	16
8.4	Result Analysis	17
8.5	Programme	26
9	Outcome	27
10	Suggestions	28
11	Signature of the Academic Audit Panel Members	29

1. Introduction

The process of Academic Auditing intends to monitor and enhance the quality of science education through proper guidelines for both teaching faculty and students, so as to ensure qualified students/researchers passing out from the department. It presents the objectives of academic auditing, the process of internal and external evaluation of courses, major/mini projects, seminars, overall discipline and academic functioning of the department, duties and responsibilities of faculty members, research and consultancy and class/course committees.

The Annual Academic Audit of the Department was conducted on 10th and 11th August 2015.

2. Objectives of Academic Auditing

- (i) To define quality of each component of the functionalities.
- (ii) To define effectiveness of teaching – learning process.
- (iii) To devise methodology to confirm maximum output from faculty members as well as students.
- (iv) To ensure academic accountability and quality of technical education through proper guidelines for both teaching faculty and students/researchers.

3. Academic Audit Panel Members

The Name, Designation and Address of Academic Audit Experts are given in detail:

Chair Person

Mr. S. Daniel David Annaraj
Assistant Professor of Commerce,
St. John's College,
Palayamkottai 627 002, Tamil Nadu.
Mobile: 9442183503
Email:
danieldavidannaraj@gmail.com

Co-ordinator

Mrs. B. Felix Francy
Assistant Professor of Commerce,
St. John's College,
Palayamkottai 627 002,
Tamil Nadu.
Mobile: 94424 61434

Co-ordinator

Dr. T. Stanley Davis Mani
Assistant Professor of Commerce,
St. John's College,
Palayamkottai 627 002, Tamil Nadu.
Mobile: 9442230549

Co-ordinator

Dr. P. Abraham
Assistant Professor of Commerce,
St. John's College,
Palayamkottai 627 002, Tamil Nadu.
Mobile: 9791667600

Co-ordinator

Mrs. K. Jasmine Thangamani
Assistant Professor of Commerce,
(Computer Application)
St. John's College,
Palayamkottai 627 002, Tamil Nadu.
Mobile: 94428 66356

Co-ordinator

Dr. J. Kamala Juliet Isaac
Assistant Professor of Commerce-SF
St. John's College,
Palayamkottai 627 002, Tamil Nadu.
Mobile: 9487578742

Subject Experts

Dr. M. Julius Ceasar,
Qualification: M.Com., M.Phil., MBA.,
PGDHRM., DCA., Ph.D., NET.
Designation: Assistant Professor,
Department of Commerce,
St. Xavier's College (Autonomous),
Tirunelveli-627 002,
Email :julius.sxc@gmail.com
Mobile: 94431 10877

Mr. Sorna Ganesh
Qualification: M.Com., M.Phil., Ph.D
Designation: Assistant Professor,
Department of Commerce,
V.O.Chidambaram College,
Tuticorin – 628008,
Email : sornacom@gmail.com
Mobile: 94437 02597

Industrialist

Mr. Gunasingh Chelladurai,
Director,
Bell pins, Pvt Ltd Tirunelveli-
627002

4. Schedule of the Annual Academic Audit

DAY 1 (10th August 2015)	
Timing	Activity
10:00 AM – 10:30 AM	Meeting of the Panel with the Principal and IQAC coordinator in Principal's Office along with the Head of Commerce.
10:30 AM – 11:15 AM	Department overall presentation in the Department along with IQAC coordinator and the Panel
11:15 AM – 11:30 AM	Tea Break
11:30 AM – 11:50 AM	Meeting the UG students in aided stream
12:10 PM – 12:30 PM	Meeting the student representatives of UG in Aided stream
01:00 PM – 02:00 PM	Lunch Break
02:20 PM – 02:40 PM	Meeting the UG students in Un-aided stream
02:40 PM – 03:10 PM	Meeting the PG students in Un-aided stream
03:10 PM – 03:30 PM	Tea Break
03:30 PM – 04:00 PM	Meeting the student representatives of UG and PG classes in unaided stream
DAY 2 (11th August 2015)	
Timing	Activity
10:00 AM – 10:30 AM	Entry Meeting of the Panel in the Department
11:00 AM – 11:30 AM	Visiting the Infrastructure
11:30 AM – 12:30 PM	Verifying the Audit Report and the Support Evidences
12:30 PM – 01:30 PM	Lunch Break
01:30 PM – 02:30 PM	Verifying the Audit Report and the Support Evidences
02:30 PM – 04:00 PM	Preparation of the Annual Audit Report
04:00 PM – 04:30 PM	Exit Meeting with the Principal and IQAC coordinator in Principal's Office

5. Department Profile

About the Department

The department of commerce was established in the year 1980. Dr. K. Anbalagan became the head of the department from the year 1980 – 2011 and Dr. J. Stanley Pandian served the department from the year 1981 – 2016. Dr. R. Kingsley Earnest, whose period of service started from 1981 and after the retirement of Dr. K. Anbalagan, he became the head of the department in the year 2011.

Prof. G. Ravindran served the department from 1981 – 2006 and Dr. I Jeyasundersingh's tenure ranged from the year 1983 – 2012. After that, Mr. S. Daniel David Annaraj was appointed in the year March 2014 and to be in charge of head of the department from June 2014 onwards. Mrs Felix Francy was the first lady faculty in the department from the year March 2014.

Dr. T. Sanley Davis Mani and Dr. P. Abraham entered into the department in the year October 2014.

The B.Com as a UG degree course under Self Supported Scheme was started in the year 1997 and M.Com in the year 2006. The B.Com Computer Application is started in the year 2009.

The department has been providing quality education and also to make students employable in the society. The Commerce department focus and motivate to join the professional courses like Chartered Accountant, Cost Accountant, Company Secretaries, etc., It has 14 well qualified and experienced faculties with rich experience in the field of Academic, Research & Development and Publication of articles in various referred / reputed national and international journals. It is the practice of the department to conduct periodical seminars and inter-collegiate competitions in order to disseminate knowledge in the field of commerce and industry.

Learning is a process which extends beyond classrooms with the view to widen their horizon, the students of our department are motivated to participate in various competitions and they bring laurels to the Institution.

Our course and curriculum effectively contribute for the national productivity and international competitiveness. Our students acquire computer skills, entrepreneurial skills, leadership qualities and learn investment tactics. Our students are becoming courageous, encouraging, energetic and creative. Our students are taking part in the entire academic competitions organised by various colleges of various universities across the state and they have won many medals.

5.1 Best Practices of the Department:

1. For The Student by the Student.
2. Constructing the Character.

5.2 Infrastructure in the Department

S. No.	Items	Verification (Yes/No)	Comments		
			Regular	Commerce (SF)	B.Com (Computer Application)
1	No. of class rooms	Yes	Three	Five	Three
2	Computers for teachers	Yes	Available	Available	Available
3	Computers for students & scholars	Yes	Available	Available	Available
4	Internet access and related software	Yes	Available	Available	Available
5	Uninterrupted Power Supply	Yes	Available	Available	Available
6	Water Supply	Yes	Available	Available	Available

5.3 Department Library Facilities

Area in sq. Ft.	Total No. of Books Available	Total No. of Journals Available	Total No. of Computer Systems with Internet Facilities
3420* 4 Departments	526	7	6

5. Faculty Profile 2014 - 2015

Faculty Strength	Total Staff	17
	Men	08
	Women	09

Qualification	Ph.D.	08
	NET	01
	SET	04
	M.Phil.	16

6.1 List of the Faculty members in Aided stream

S. No.	Name of the Staff	Qualification	Designation and Responsibilities	Date of Joining	Area of Specialisation
1	Mr. S. Daniel David Annaraj	M.Com., M.Phil., SET., NET., ACMA.	Assistant Professor & Head, Exam In-Charge	17 – 03 - 2014	Accounting and Finance
2	Mrs. B. Felix Francy	M.Com., SET., MBA.	Assistant Professor, Programme Coordinator	17 – 03 - 2014	Marketing
3	Dr. T. Stanley Davis Mani	M.Com., M.Phil., Ph.D., MBA., PG. DiP Tour., B. Ed.	Assistant Professor, NAAC and Blood Donor Club	24 – 10 - 2014	Banking and Taxation
4	Dr. P. Abraham	M.Com., M.Phil., Ph.D., SET.	Assistant Professor, NSS Coordinator and Alumni Association In-Charge	24 -10 - 2014	HRM
5	Ms. G. Suguna	M.Com., M.Phil.	Assistant Professor, Girls welfare mentor (Management Staff)	18 - 06 - 2012	EDP

6.2 List of the Faculty members in UN - Aided stream

Sl. No.	Name of the Staff	Qualification	Designation and Responsibilities	Date of Joining	Area of Specialisation
1	Mrs. K. Jasmine Thangamani	M. Com., M.Phil.	Assistant Professor and AAA Coordinator.	01-08-2006	Marketing
2	Dr. D. Janis Bibiyana	M.Com., M.Phil., Ph.D., MBA.	Assistant Professor & Head	17-08-2006	HRM
3	Dr. J. Kamala Juliet Isaac	M.Com., M.Phil., Ph.D., MBA.	Assistant Professor, AAA Coordinator.	04-12-2006	Banking and Accounting
4	Mrs. K. Nishanthini	M.Com., M.Phil., MBM	Assistant Professor and Documentation In-Charge	02-07-2007	Banking and Finance
5	Dr. G. Koil Samuel	M.Com., M.Phil., Ph.D., MBA	Assistant Professor, NSS coordinator.	14-08-2008	Human Resource Management
6	Dr. V. Sylviya Johnsi Bai	M.Com., M.Phil., Ph.D.	Assistant Professor, Exam In-Charge	03-12-2008	Marketing and Banking
7	Dr. T. Samson Joe Dhinakaran	M.Com., M.Phil., Ph.D. MBA., PGDCAB	Assistant Professor and NAAC incharge	21-01-2009	Cost and Management Accounting
8	Dr. D. Ponrani	M.Com., M.Phil., Ph.D., SET., MBA	Assistant Professor, Girls Welfare Mentor	17-06-2009	Marketing and EDP
9	Mrs. RSD. Arockia Mary	M.Com., M.Phil.	Assistant Professor, Girls Welfare Mentor	01-07-2010	Marketing and EDP
10	Mr. S. Dani Roman Singh	M.Com., M.Phil., PGDCA	Assistant Professor, Library In-Charge	21-06-2012	Taxation
11	Mr. R. Allwin Nirmal Singh	M.Com., M.Phil., PGDCA	Assistant Professor, Exam In-Charge	18-06-2014	Taxation
12	Mr. S. Sam Santhosh	M.Com, M.Phil., MBA	Assistant Professor and Documentation In-Charge	18-06-2014	Taxation

6.3 API Score

Sl. No	2014-2015	API Score
1	Mr. S. Daniel David Annaraj	130.5
2	Mrs. B. Felix Francy	132.5
3	Dr. T. Stanley Davis Mani	148.6
4	Dr. P. Abraham	137.5
5	Ms. G. Suguna	84.7
6	Mrs. K. Jasmine Thangamani	105.5
7	Dr. D. Janis Bibiyana	130
8	Dr. J. Kamala Juliet Isaac	137.5
9	Mrs. K. Nishanthini	118.5
10	Dr. G. Koil Samuel	152.5
11	Dr. V. Sylviya Johnsi Bai	136.5
12	Dr. T. Samson Joe Dhinakaran	137.5
13	Dr. D. Ponrani	137.5
14	Mrs. RSD. Arockia Mary	137.5
15	Mr. S. Dani Roman Singh	101
16	Mr. R. Allwin Nirmal Singh	138

6.4 Research and Consultancy

Name of the author/s	Title of paper	Name of journal	Month and Year of publication	ISBN/ISSN number
S. Daniel David Annaraj	Women Entrepreneurship - Oppertunities and Challenges	Shanlax Publications, Madurai	Feb-15	938068629 - 3
T. Samson Joe Dhinakaran	A Study on effectiveness of the training programme of entrepreneur guidance cell	International Journal of Business, Management & Social Sciences (IJBMS)	Aug-14	2249-7463
S. Sam Santhosh, Ed. Priyadharshini	Awareness of commercial insurance policies with special reference to Palayamkottai market area	Jamal Academic Research Journal: An interdisciplinary	Aug-14	0973-0303
J. Kamala Juliet Isaac	A study on the inspiration of women entrepreneurs in Tirunelveli District	Primax International Journal of Commerce and Management Research	Feb-15	2321-3604
V. Sylviya Johnsi Bai	Entrepreneur in Home based business - women entrepreneurship	Primax International Journal of Commerce and Management Research	Feb-15	2321-3604
Ed. Priyadharshini, S. Sam Santhosh	Awareness on FDI in retail sector	The global leviathan - Managing finance, investment and trade	Jul-14	978-93-81992-10-4
A. Hamil, Ed. Priyadharshini, S. Sam Santhosh	Responsibilities of the food business operator in the food safety act and its implementation in the PDS	Public Distribution system in India	Nov-14	978-93-80686-35-6
R. Allwin Nirmal Singh, S. Dani Romansingh	A study on College students responses in entrepreneurial intentions in St. John's college, Palayamkottai	Combating unemployment through promoting youth entrepreneurship	Feb-15	978-93-84734-05-3
R.S.D. Arocika Mary	A study on problems of small scale entrepreneurs in tirunelveli district	Current Scenario in Micro, small and medium enterprises (MSMEs) in India	Feb-15	978-93-806579-5-0
A. Hamil, Ed. Priyadharshini, S. Sam Santhosh	Problems faced by mat production industry with special reference to pattamadai mat production and sales co-operative society	Current Scenario in Micro, small and medium enterprises (MSMEs) in India	Feb-15	978-93-806579-5-0
A. Hamil, Ed. Priyadharshini, S. Sam Santhosh	Role of women entrepreneurs in rural development - with special reference to Ambasamudram area of Tirunelveli District	Combating unemployment through promoting youth entrepreneurship	Feb-15	978-93-84734-05-3

7. Students' Profile

7.1 Student's Statistics for the year 2014-2015

The students are admitted on each course based on the Government schemes of reservation. The community wise student's statistics are given below:

ACADEMIC YEAR 2014-2015																					
COURSE	OTHER THAN MINORITY														Minority		Muslim		Total		Total
	SC		SCA		ST		BC		DNC		MBC		OC		M	F	M	F	M	F	
	M	F	M	F	M	F	M	F	M	F	M	F	M	F	M	F	M	F	M	F	
B.COM	3	1	0	0	1	0	11	10	1	5	1	0	3	1	13	14	0	0	33	31	64
B.COM SF	3	4	0	0	0	0	18	3	12	3	2	0	3	3	4	4	0	0	42	17	59
B.COM CA	4	2	0	0	0	0	28	4	3	0	1	1	2	0	10	5	0	0	48	12	60
M.COM	1	1	0	0	0	0	0	2	0	0	0	1	0	2	1	1	0	0	2	7	9
TOTAL	11	8	0	0	1	0	57	19	16	8	4	2	8	6	28	24	0	0	125	67	192
	19		0		1		76		24		6		14		52		0		192		

7.2 List of the student representatives

Course	Name of student representative
I B.Com	P. Nelson Jebadurai
II B.Com	M. John Solomon
III B.Com	J. Solomon Jenifer Raj
I B.Com (SF)	Ram Ganesh
II B.Com (SF)	Vellapandi
III B.Com (SF)	Ajay
I M.Com	M. Mathew Richardson
II M.Com	Karthick
I B.Com (CA)	Nadar Gladys Ganadeepam Issac
II B.Com (CA)	Karthick
III B.Com (CA)	Raghavi

7.3 Placement

In the year 2014 – 2015 there are 13 number of students are placed in private companies, 5 number of students are placed in State Government of Tamilnadu, few number of students are go for their higher studies and some of the students entered as entrepreneurs. Here the list of students placed in various filed are below.

P. Sattanathan	B.Com CA	HDB Financial Services, Palayamkottai, Tirunelveli - 627002, Tamilnadu, India.
Palanikarthick Paramasivan	B.Com CA	HDFC Bank, 12, 13, Trivandrum Rd, Vannarapettai-627002,, Tirunelveli, India.
G. Avudaiappan	B.Com CA	Tvs Credit Services Limited., Plot No. 10, 2nd & 3rd Floor, Bristol Towers, Thiruvika Industrial Estate, Guindy, Chennai - 600032, Tamilnadu, India.
A. Dominic Andrew	B.Com CA	King'S Kitchen Restaurants, Moolaikkaraipatti Rd, NGO Colony, Tirunelveli-627007, Tamil Nadu, India.
M. Kasiviswanathan	B.Com A	Karthi Cabs, Solketta Vinayagar Temple , Kottaiyur, Karaikudi 630106, Tamilnadu, India.
J. Abishek Azariah	B.Com R	Hr,Reeve Ento Systems, 26, Manikandan St, Senthuran Colony, Ayyappan Nagar, Madipakkam, Chennai-600091, TamilNadu , India.
Immanuel Raj Jeyaraj	B.Com R	Fincare Small Finance Bank, 111/33F/1F 1st Floor, State Bank Colony, Thoothukudi-628002, Tamilnadu, India.
G. Kalaiselvan	B.Com R	Government Of India ,Ministry Of Home Affairs, 2nd Floor, Exchange Building, Sir S Ram Gulam Marg, Ballard Estate, Fort, Mumbai-400001, Maharashtra, India.
A. Thanga Kumar	B.Com R	Central Reserve Police Force,Statue, Palayam, Thiruvananthapuram, Kerala 695001, Tamilnadu, India.
K. Velmuthu	B.Com R	Tamilnadu Police, Tamil Nadu, India.
Solomon Jenifer Raj	B.Com R	Medical Social Worker, Puthupally Ln, Chalakkuzhi, Thiruvananthapuram, Kerala 695004, India.
K. Anthony	B.Com R	Indusind Marketing And Financial Services Pvt. Ltd. Krishnapuram, Ambattur, Chennai-600062. Tamilnadu India.
Daniel	B.Com R	Induslabnd Marketing And Financial Services Pvt. Ltd, Krishnapuram, Ambattur, Chennai-600062, Tamilnadu, India.
C. Barani	B.Com R	Wells Fargo Egs (India) Private Limited, Wfc Centre, Serilingampally-500019, Hyderabad, India.
J. Sopana	B.Com R	HDB Financial Services, Palayamkottai, Tirunelveli - 627002, Tamilnadu, India.
E. Dhanaraj	B.Com R	Tamil Nadu Police, Tamilnadu, India.
S. Tamilselvan	B.Com R	Dhl Pvt. Ltd., Sivanthakulam, Levingipuram, Tirunelveli District, Tamil Nadu, India.
E. Sundaranarayanan	B.Com R	Wheels India Limited, Madras Thiruvallur High Rd, TVS Industries, Padi, Chennai-600040, Tamilnadu, India.

8 Curriculum

The main purpose of commerce education is to provide knowledge about the commerce and to prepare the student for vocational competency including training and development of skill. The Curriculum aims at providing basic tools and exposure to students who intend to pursue Master Degree in Commerce at the international level. It is being revised periodically and followed the course structure that was prescribed by Manonmaniam Sundaranar University. The Programme Structure for the degrees of B.Com. M. Com., B.Com (Computer Application) are mentioned below

8.1 UG Programme Structure

IM – Internal Marks, EM – External Marks, TM – Total Marks, H – Hours/week, C – Credits.

8.1UG Programme Structure for B.COM

Sem	Subject Code	Course Name	Course Type	H	C	IM	EM	TM
I	G1TL11	Tamil	Part-I	6	3	25	75	100
	G2EN11	English	Part-II	6	3	25	75	100
	GMCO11	Financial Accounting-I	Major	5	4	25	75	100
	GMCO12	Business Organisation	Major	5	4	25	75	100
	GACO11	Business Economics	Allied	6	5	25	75	100
	GEVS11	Environmental Studies	Common	2	2	25	75	100
II	G1TL21	Tamil	Part-I	6	3	25	75	100
	G2EN21	English	Part-II	6	3	25	75	100
	GMCO21	Financial Accounting-II	Major	5	4	25	75	100
	GMCO22	Business Management	Major	5	4	25	75	100
	GACO21	Principles of Marketing	Allied	6	5	25	75	100
	GVBE21	Value Based Education	Common	2	2	25	75	100
III	GMCO31	Advanced Financial Accounting-I	Major	6	4	25	75	100
	GMCO32	Business Mathematics	Major	6	4	25	75	100

	GMCO33	Modern Banking	Major	6	4	25	75	100
	GACO31	Human Resource Management	Allied	6	5	25	75	100
	GSCO3A / GSCO3A	Business Communication & Office Management	Skilled	4	4	25	75	100
	GNPB3A / GNEC3A	Gardening and Gardern Management (Batch I) Economic for Competitive Examination-I (Batch II & CA)	NME	2	2	25	75	100
IV	GMCO41	Advanced Financial Accounting-II	Major	6	4	25	75	100
	GMCO42	Business Statistics	Major	6	4	25	75	100
	GMCO43	Indirect Tax	Major Elective	6	5	25	75	100
	GACO41	E-Commerce	Allied	6	5	25	75	100
	GSCO4A	Entrepreneurship Development	Skilled	4	4	25	75	100
	GNPB4B / GNEC4A	Bio Resource (Batch-I) Globalisation of Indian Economy (Batch- II & CA)	NME	2	2	25	75	100
V	GMCO51	Corporate Accounting-I	Major	7	5	25	75	100
	GMCO52	Cost Accounting	Major	7	5	25	75	100
	GMCO53	Business Law	Major	6	6	25	75	100
	GMCO5A	Income Tax Law & practice-I	Major Elective	6	5	25	75	100
	GCSB5A	Personality Development	Skilled	4	4	25	75	100
VI	GMCO61	Corporate Accounting-II	Major	6	5	25	75	100
	GMCO62	Management Accounting	Major	6	5	25	75	100
	GMCO63	Industrial Law	Major	6	5	25	75	100
	GMCO64	Auditing	Major	6	5	25	75	100
	GMCO6A	Income Tax Law & practice-II	Major Elective	6	5	25	75	100

IM – Internal Marks, EM – External Marks, TM – Total Marks, H – Hours/week, C – Credits.

8.1.1 PG Programme Structure for M.COM

Sem	Subject Code	Course code	Course Name	Hours Allotted	Credit	IM	EM	TM
I	HKCM11	Management Accounting	Core	6	4	25	75	100
	HKCM12	Quantitative Techniques	Core	6	4	25	75	100
	HKCM13	Strategic Management	Core	6	4	25	75	100
	HKCE14	Retail Management	Elective	6	4	25	75	100
II	HKCM21	Legal Framework of Business	Core	6	4	25	75	100
	HKCM22	Financial Management	Core	6	4	25	75	100
	HKCM23	Operation Research	Core	5	4	25	75	100
	HKCM24	Business Environment	Core	5	4	25	75	100
	HKCP21	Office Automation	Core	4	4	25	75	100
III	HKCM31	Advanced Corporate Accounting	Core-11	5	5	25	75	100
	HKCM32	Research Methodology	Core-12	5	5	25	75	100
	HKCM33	Taxation and Tax Planning	Core-13	5	5	25	75	100
	HKCM34	E-Commerce	Core-15	5	5	25	75	100
	HKCP31	Project	Major	5	5	25	75	100
	HKCM41	Advanced Cost Accounting	Major	8	5	25	75	100
IV	HKCM42	Computerised Accounting Package	Major	8	5	25	75	100
	HKCE41	Human Resource Management	Major	7	5	25	75	100
	HKCL41	Computerised Accounting Packages - Tally 9.0	Practical	7	5	25	75	100
IM – Internal Marks, EM – External Marks, TM – Total Marks, H – Hours/week, C – Credits								

8.2 B.Com with Computer Application Programme Structure

Sem	Course Code	Course Name	Course Type	H	C	TM	IM	EM
I	G1TL11	Tamil	Part-I	6	3	25	75	100
	G2EN11	English	Part-II	6	3	25	75	100
	GMCO11	Financial Accounting-I	Major	5	4	25	75	100
	GMCO12	Business Organisation	Major	5	4	25	75	100
	GACN11	Basics for Computers Science	Allied	6	5	25	75	100
	GEVS11	Environmental Studies	Common	2	2	25	75	100
II	G1TL21	Tamil	Part-I	6	3	25	75	100
	G2EN21	English	Part-II	6	3	25	75	100
	GMCO21	Financial Accounting-II	Major	5	4	25	75	100
	GMCO22	Business Management	Major	5	4	25	75	100
	GACN21	Office Automation	Allied	6	5	25	75	100
	GVBE21	Value Based Education	Common	2	2	25	75	100
III	GMCO31	Advanced Financial Accounting-I	Major	6	4	25	75	100
	GMCO32	Business Mathematics	Major	6	4	25	75	100
	GMCO33	Modern Banking	Major	6	4	25	75	100
	GACN31	Page Maker & Photoshop	Allied	6	5	25	75	100
	GSCN3A	Introduction to internet and HTML	Skilled	4	4	25	75	100
	GNEC31	Economic for Competitive Exam	NME	2	2	25	75	100
IV	GMCO41	Advanced Financial Accounting-II	Major	6	4	25	75	100
	GMCO42	Business Statistics	Major	6	4	25	75	100
	GMCO4C	Indirect Tax	ME	6	5	25	75	100
	GACN41	Coral draw with Application	Allied	6	5	25	75	100
	GSCN4A	Introduction to DBMS	Skilled	4	4	25	75	100
	GNEC41	Globalisation of Indian Economy	NME	2	2	25	75	100
V	GMCO51	Corporate Accounting I	Major	7	5	25	75	100
	GMCO52	Cost Accounting	Major	7	5	25	75	100
	GMCO53	Business Law	Major	7	6	25	75	100
	GMCO5A	Income Tax Law & Practice I	ME	5	5	25	75	100
	GMCSB5A	Personality Development	Common	4	4	25	75	100
VI	GMCO61	Corporate Accounting II	Major	6	5	25	75	100
	GMCO62	Management Accounting	Major	6	5	25	75	100
	GMCO63	Industrial Law	Major	6	5	25	75	100
	GMCO64	Auditing	Major	6	5	25	75	100
	GMCO6A	Income Tax Law & Practice II	ME	6	5	25	75	100

IM – Internal Marks, EM – External Marks, TM – Total Marks, H – Hours/week, C – Credits.

8.3 Course Evaluation Pattern

This program is under Choice Based Credit System of the University. Each paper is evaluated for 100 marks with Internal 25 marks and External 75 marks. The duration of the examination is 1 hour for internal assessment test and 3 hours for external examination.

The pattern for internal assessment and the external examination are as follows:

For UG courses

Internal Evaluation Pattern		External Evaluation Pattern	
Average of Best of two from three internal assessment test	20	Section A (10x1=10)	10
		Section B (5x5=25)	25
Assignments/Seminars	05	Section C (5x8=40)	40
Total Marks	25	Total	75

For PG Courses

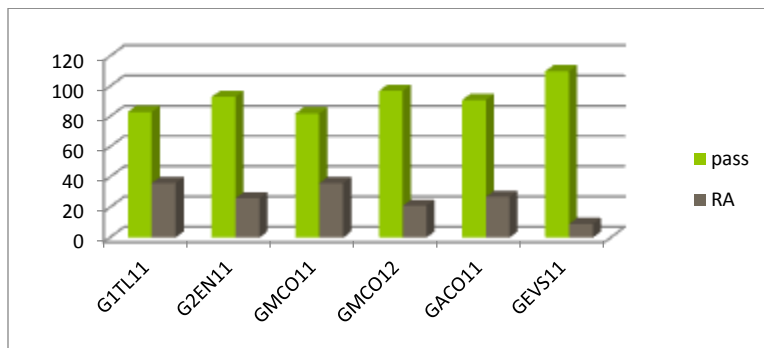
Internal Evaluation Pattern		External Evaluation Pattern		Project Evaluation Pattern	
Average of Best of two from three internal assessment test	15	Section A (10x1=10)	10	Continuous Internal Assessment Marks	50
Assignments	05	Section B (5x5=25)	25	End Semester Examination Marks	50
Seminars	05	Section C (5x8=40)	40		
Total Marks	25	Total Marks	75	Total Marks	100

8.4 Result Analysis

Semester I

Subject Name	Subject Code	Appeared	Pass (in nos.)	Pass %	Re-Appear (in nos.)	Re-Appear %
Tamil	G1TL11	119	83	69	36	30
English	G2EN11	119	93	78	26	21
Financial Accounting I	GMCO11	118	82	69	36	30
Business Organisation	GMCO12	118	97	82	21	17
Business Economics	GACO11	118	91	77	27	22
Environmental Studies	GEVS11	119	110	92	9	7

Source: Compiled from November 2014 Result

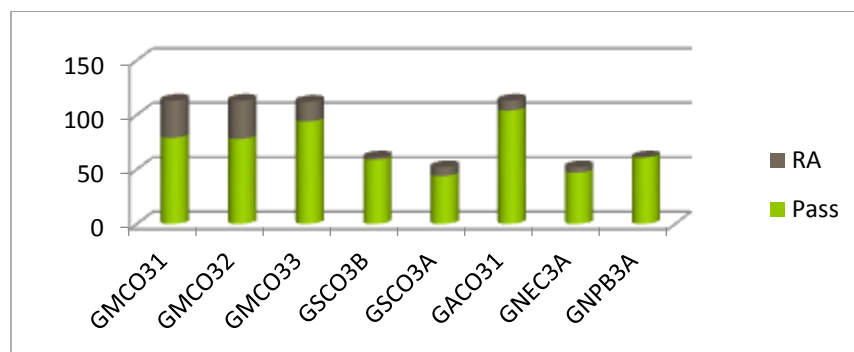


- ❖ In an Under graduate programme, More than 70% of the students have passed in the major subjects. 92% of the students have passed in the Environmental Studies.

Semester III

Subject Name	Subject Code	Appeared	Pass	Pass %	Re-Appear	Re-Appear %
Advanced Financial Accounting I	GMCO31	113	79	70	34	30
Business Mathematics	GMCO32	113	78	69	35	31
Modern Banking	GMCO33	112	94	84	18	16
Office Management	GSCO3B	61	59	97	2	3
Business Communication	GSCO3A	52	44	85	8	15
Human Resource Management	GACO31	113	104	92	9	8
Economic for Competitive Exam	GNEC3A	52	47	90	5	10
Gardening and Garden Management	GNPB3A	61	61	100	0	0

Source: Compiled from November 2014 Result

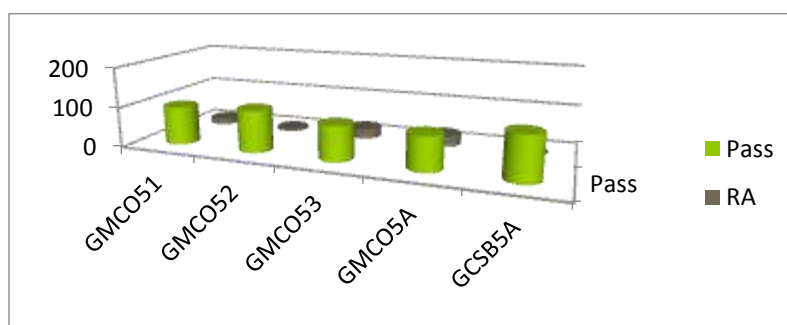


- ❖ In the third semester, the table shows 100% of the students have passed in the Course Gardening and Garden Management. Only 2 % of the students have failed in the Office Management. Above 70 % of the students have passed in all the subjects.

Semester V

Subject Name	Subject Code	Appeared	Pass	Pass %	RA	RA %
Corporate Accounting I	GMCO51	111	96	86	15	13
Cost Accounting	GMCO52	111	105	95	6	54
Business Law	GMCO53	111	87	78	25	23
Income Tax	GMCO5A	112	85	76	27	24
Personality Development	GCSB5A	111	109	98	2	18

Source: Compiled from November 2014 Result

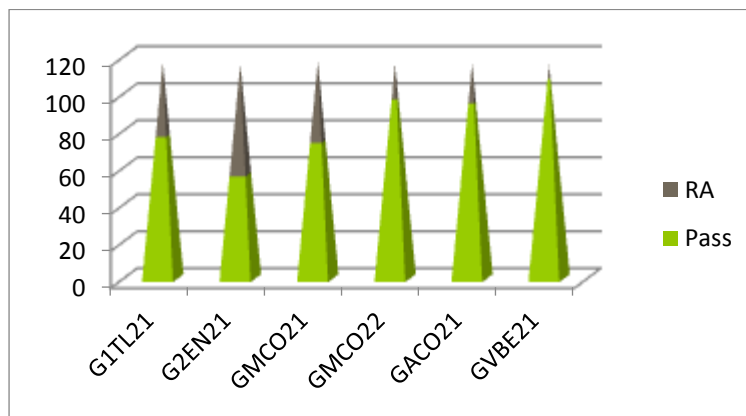


- ❖ In the fifth semester, 98 % of the students have passed in the personality development Course. More than 75 % of the students have passed in the entire Course.

Semester II

Subject Name	Subject Code	Appeared	Pass	Pass %	RA	RA %
Tamil Part I	G1TL21	117	77	66	40	34
English Part II	G2EN21	116	56	48	60	52
Financial Accounting II	GMCO21	117	74	63	43	37
Business Management	GMCO22	116	97	84	19	16
Principles of Marketing	GACO21	116	95	82	21	18
Value Based Education	GVBE21	116	108	93	8	7

Source: Compiled from April 2015 Result

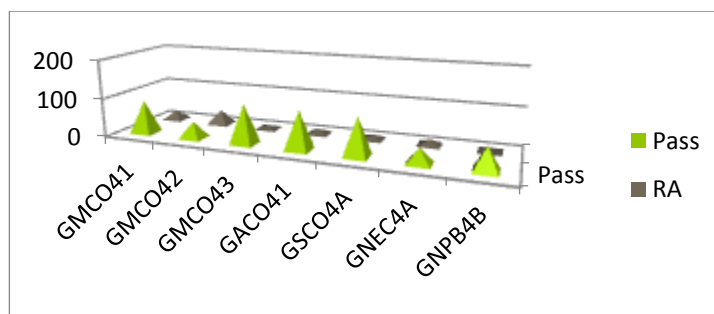


- ❖ In the second semester, 93 % of the students have passed in the value based education. 83% of the students have passed in Major Course. More than 50 % of the students have passed in all the Course.

Semester IV

Subject Name	Subject Code	Appeared	Pass	Pass %	RA	RA %
Advanced Financial Accounting - II	GMCO41	110	86	78	24	22
Business Statistics	GMCO42	110	42	38	38	35
Indirect Tax	GMCO43	110	101	92	9	8
E- Commerce	GACO41	110	98	89	12	11
EDP	GSCO4A	109	97	89	12	11
Globalisation	GNEC4A	51	37	73	14	27
Bio resources	GNPB4B	59	58	98	1	2

Source: Compiled from April 2015 Result

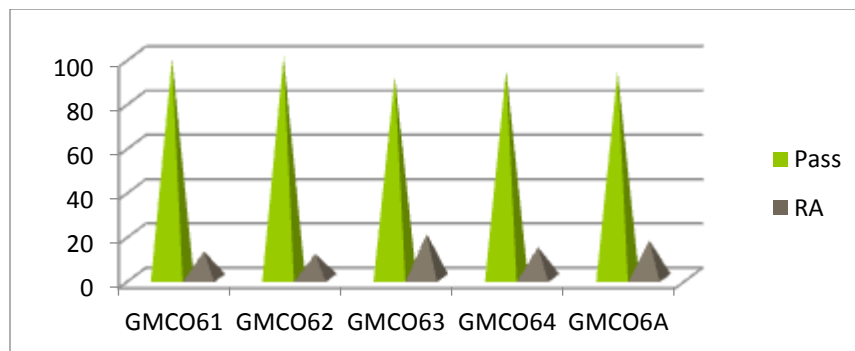


❖ In the fourth semester, more than 80% of the students have passed in all the Course.

Semester VI

Subject Name	Subject Code	Appeared	Pass	Pass %	RA	RA %
Corporate Accounting II	GMCO61	111	99	89	12	11
Management Accounting	GMCO62	111	100	90	11	10
Industrial Law	GMCO63	111	91	82	20	18
Auditing	GMCO64	108	94	87	14	13
Income Tax	GMCO6A	110	93	85	17	15

Source: Compiled from April 2015 Result



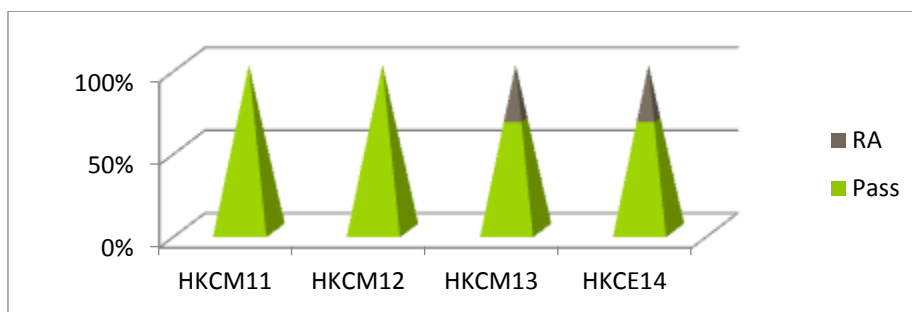
❖ In the last semester, more than 80 % of the students have passed in all the Course.

M.Com Result

Semester I

Subject Name	Subject Code	Appeared	Pass	Fail	Pass %
Management accounting	HKCM11	9	9	0	100
Quantitative techniques	HKCM12	9	9	0	100
Strategic management	HKCM13	9	6	3	60
Retail management	HKCE14	9	6	3	60

Source: Compiled from November 2014 Result

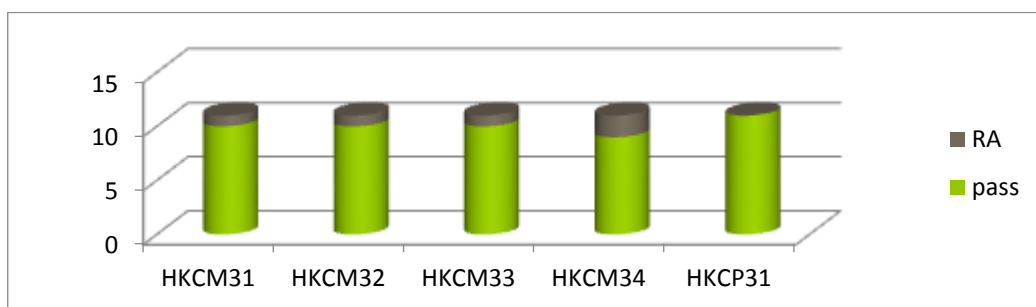


In the Post graduate programme, in the first semester, 100% of the students have passed in two Courses. More than 60 % of the students have passed in the entire Course.

Semester III

Subject Name	Subject Code	Appeared	Pass	Fail	Pass %
Adv. Corporate Accounting	HKCM31	11	10	1	91
Research Methodology	HKCM32	11	10	1	91
Taxation and tax planning	HKCM33	11	10	1	91
E-Commerce	HKCM34	11	9	2	81
Project	HKCP31	11	11	0	100

Source: Compiled from November 2014 Result

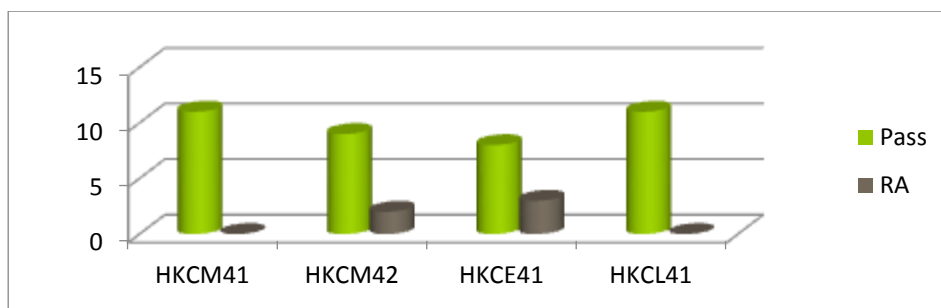


❖ In the third semester, more than 80% of the students have passed in all the Course.

Semester IV

Subject Name	Subject Code	Appeared	Pass	Fail	Pass %
Advanced Costing	HKCM41	11	11	0	100
Human Resource Management	HKCM42	11	9	2	81
Computerised Accounting Packages Tally 9.0- Theory	HKCE41	11	8	3	73
Computerised Accounting Packages Tally9.0- Practical	HKCL41	11	11	0	100

Source: Compiled from April 2015 Result



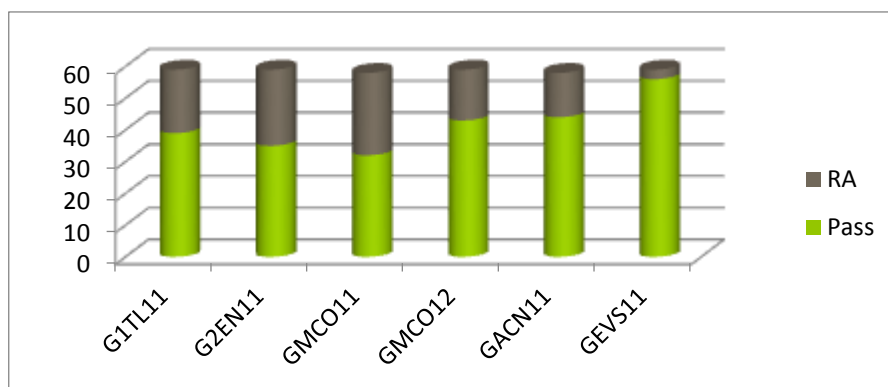
❖ In the fourth semester, more than 70 % of the students have passed in all the Course.

B.Com with Computer Application Result

Semester I

Subject Code	Subject Name	Total	Absent	Pass	Fail	Pass %
G1TL11	Tamil	61	2	39	20	66
G2EN11	English	61	2	35	24	59
GMCO11	Financial Accounting - I	61	3	32	26	55
GMCO12	Business Organisation	61	2	43	16	72
GACN11	Office Automation	61	3	44	14	76
GEVS11	Environmental Studies	61	2	56	3	95

Source: Compiled from November 2014 MSU Result

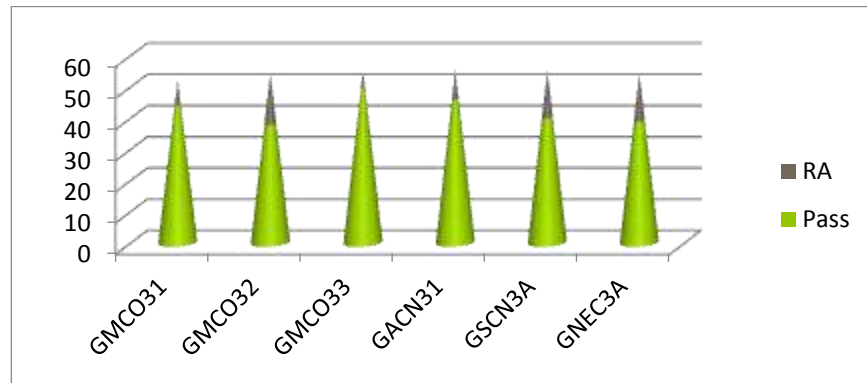


❖ In the first semester, more than 50 % of the students have passed in five Courses.

Semester III

Subject Code	Subject Name	Total	Absent	Pass	Fail	Pass %
GMCO31	Advanced Financial Accounting - I	58	6	44	8	85
GMCO32	Business Mathematics	58	4	38	16	70
GMCO33	Banking	58	3	49	6	89
GACN31	Page Maker	58	3	46	9	84
GSCN3A	HTML	58	3	40	15	73
GNEC3A	Economics for Competitive Exam	58	4	39	15	72

Source: Compiled from November 2014 MSU Result

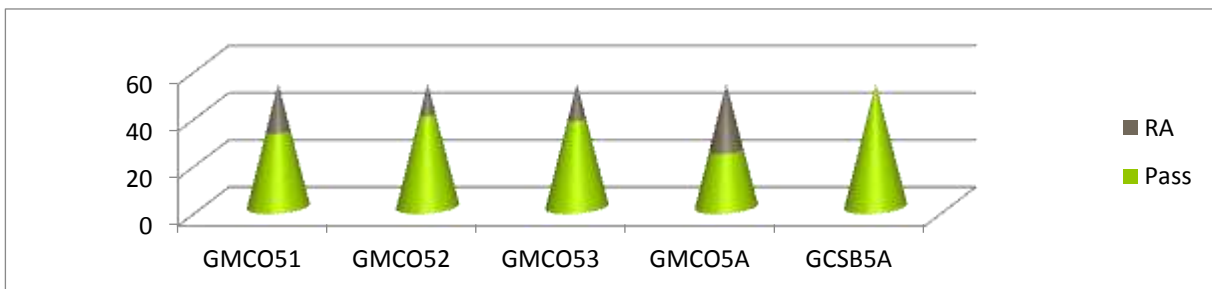


❖ In the third semester, more than 70% of the students have passed in five Courses

Semester V

Subject Code	Subject Name	Total	Absent	Pass	Fail	Pass %
GMCO51	Corporate Accounting - I	53	1	32	20	62
GMCO52	Cost Accounting	53	1	39	13	75
GMCO53	Business Law	53	1	37	15	71
GMCO5A	Income Tax - I	53	1	24	28	46
GCSB5A	Personality Development	53	1	52	0	100

Source: Compiled from November 2014 MSU Result

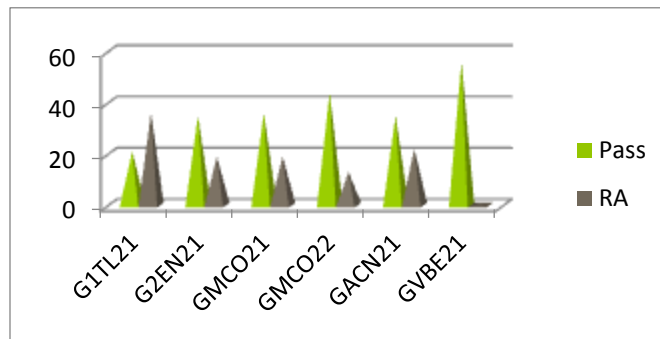


❖ In the fifth semester, 100% of the students have passed in the Personality Development .More than 70% of the students have passed in two Courses.

Semester II

Subject Code	Subject Name	Total	Absent	Pass	Fail	Pass %
G1TL21	Tamil	61	4	21	36	37
G2EN21	English	61	7	35	19	65
GMCO21	Financial Accounting - II	61	6	36	19	65
GMCO22	Business Management	61	4	44	13	77
GACN21	Office Automation	61	4	35	22	61
GVBE21	Value Based Education	61	4	56	1	98

Source: Compiled from April 2015 MSU Result

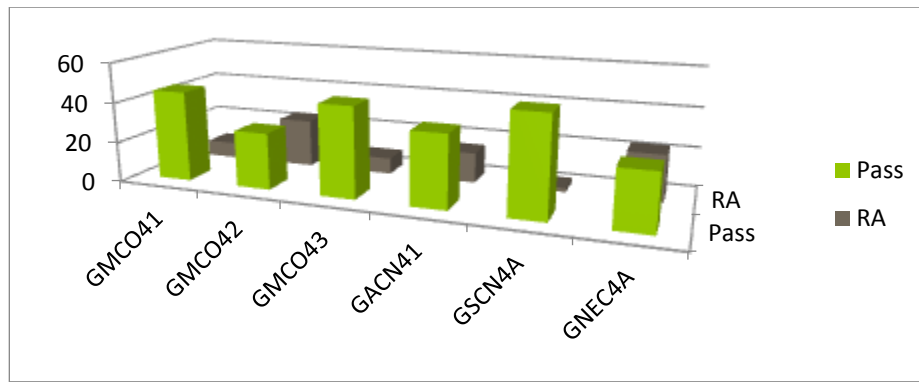


- ❖ In the Second semester, more than 90% of the students have passed in the Common Course Value Based Education.

Semester IV

Subject Code	Subject Name	Total	Absent	Pass	Fail	Pass %
GMCO41	Advanced Financial Accounting - II	55	2	45	8	85
GMCO42	Business Statistics	55	3	28	24	54
GMCO43	Indirect Tax	55	2	45	8	85
GACN41	Corel Draw	55	4	36	15	71
GSCN4A	Data Base Management	55	4	49	2	96
GNEC4A	Globalisation of Indian Economy	55	4	28	23	55

Source: Compiled from April 2015 MSU Result

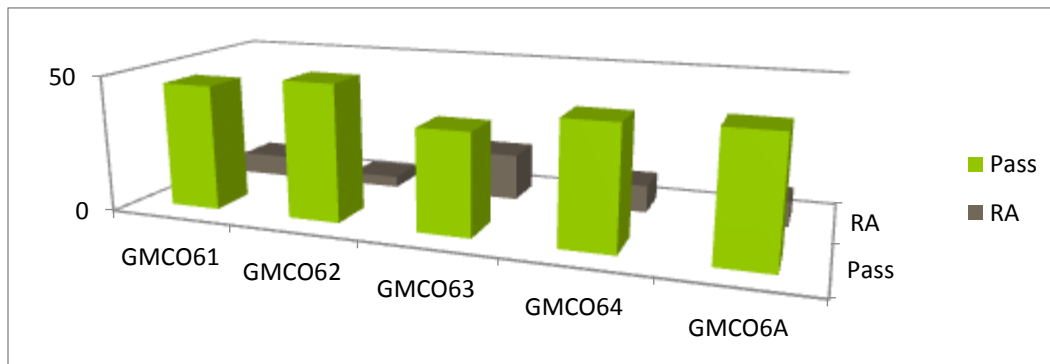


❖ In the fourth semester, 70% of the students have passed in all Courses except Business statistics

Semester VI

Subject Code	Subject Name	Total	Absent	Pass	Fail	Pass %
GMCO61	Corporate Accounting - II	54	0	46	8	85
GMCO62	Management Accounting	54	0	50	4	93
GMCO63	Industrial Law	54	0	37	17	69
GMCO64	Auditing	54	0	44	10	81
GMCO6A	Income Tax - Ii	54	0	45	9	83

Source: Compiled from April 2015 MSU Result



❖ In the sixth semester, more than 70 % of the students have passed in all the Courses.

PROGRAMME

S.No	Departments	Programme Activity	Date
1	Regular	Association Meeting Led by Mrs. M. Fatima Firdowz	14-08-2014
2		Entrepreneurial Development	20-02-2015
3		Industrial Visit	17-03-2015
4	SF	Association Meeting led by Dr. C. Eugene Franco	27-02-2015

Industrial Visit



Welcome



Farewell



9. Outcome of the students meeting

- ❖ Students felt that the infrastructure provided by the college and department are Good.
- ❖ The rules and regulations of the department were appreciated.
- ❖ Advanced curriculum and syllabus was appreciated and felt very proud in studying at this institution.
- ❖ They felt that the staffs of the department are having best expertise and experience and are handling classes in a very professional way.
- ❖ Library timings are not sufficient during their class hours.
- ❖ Plug points for charging laptops not adequate in classrooms.
- ❖ Lunch room with water is expected is every block.
- ❖ Importance is given for communication and soft skills classes.

Outcome of the faculty meeting

- ❖ They felt very proud to serve for this institution
- ❖ The Unaided staff felt satisfied with the pay package
- ❖ EPF contribution was also appreciated for unaided staff
- ❖ Friendly and professional academic environment in this college and department are appreciated

Overall assessment

- ❖ Uniform for students is a good practice in all days
- ❖ There are Frequent Regular visiting professionals and part time lawyer for the final year students
- ❖ Numbers of text books available in the College Library as well as in the Department library are sufficient.
- ❖ Paper Publication and participation in Orientation, Refresher Course, FDP, workshop, seminar and conference by the institution are highly motivated.
- ❖ Students develop their skills by practicing co-curricular activities after their class room activity. Some of them are typewriting, computer courses, tailoring course, beautician course, four wheeler driving classes, and music and learn to play music instruments
- ❖ Few students also learn in body building by going to gym and some of them doing CMA courses
- ❖ Placement activities and placement related training are good but placement in MNC are less

Suggestions

- ❖ More of the text book volumes has to be purchased
- ❖ More indexed journals at least Scopus indexed to be subscribed
- ❖ Incentives may be given to the SF faculty by the management for publishing papers and producing 100% results
- ❖ Students may be asked write job oriented online exams (elitmus, brain bench etc.,) for better placements
- ❖ Importance has to be given for communication and soft skills classes

Conclusion

- ❖ Fundamental rules and regulations followed by the college management and department staff members are good
- ❖ Basic amenities and infrastructure in the college and the department is satisfactory
- ❖ Faculty members are well experienced, qualified and talented and need more motivation in the form of incentives for publications and training.

Signature of the Academic Audit Panel Members

<p>Dr. S. Daniel David Annaraj Chair Person Department of Commerce St. John's College, Palayamkottai.</p>	<p><i>St. Daniel</i> Head Department of Commerce St. John's College Palayamkottai - 627 002</p>
<p>Subject Expert – 1 Dr. M. Julias Ceasar, Assistant Professor, Department of Commerce, St. Xavier's College (Autonomous), Tirunelveli -627 002,</p>	<p><i>M. Julias Ceasar</i></p>
<p>Subject Expert – 2 Mr. Sorna Ganesh Assistant Professor Department of Commerce, V.O.Chidambaram College, Tuticorin – 628008,</p>	<p><i>V. Sornaganesh</i> DR.V. SORNAGANESH M.Com., M.Phil., Ph.D., ASSISTANT PROFESSOR IN COMMERCE V.O.C. COLLEGE, TUTICORIN - 8</p>
<p>Industrialist -1 Mr. Gunasingh Chelladurai, Director, Bell pins Private Ltd. Tirunelveli</p>	<p><i>Gunasingh Chelladurai</i> BELL PINS PVT. LTD. BELL INDUSTRIAL ESTAB. THIRUCHENDUR ROAD TIRUNELVELI - 627 002</p>
<p>The Principal St. John's College Palayamkottai Tirunelveli</p>	<p>PRINCIPAL ST. JOHN'S COLLEGE PALAYAMKOTTAI - 627 002.</p>
<p>The IQAC Coordinator St. John's College Palayamkottai Tirunelveli</p>	<p><i>V. John</i> IQAC CO-ORDINATOR ST. JOHN'S COLLEGE PALAYAMKOTTAI</p>



**St. John's College Palayamkottai
Tirunelveli – 627 002**

sjc1878@stjohnscollege.edu.in, www.stjohnscollege.edu.in



Annual Academic Audit Report

2014-15

Department of Mathematics

5th & 6th March 2015

Table of Contents

1. Introduction	2
2. Objectives of Academic Auditing:	2
3. Academic Audit Panel Members	2
4. Schedule of the Annual Academic Audit	3
5. Department Profile	4
5.1 About the Department.....	4
5.2 List of Pioneers.....	4
5.3 Best Practices of the Department:.....	5
5.4 Infrastructure in the Department	5
5.5 Department Library Facilities	5
5.6 Department Activities	6
6. Faculty Profile.....	6
6.1 List of the Faculty members	6
6.2 Research and Consultancy.....	7
6.3 List of the Faculty members, based on API Score	7
7. Students' Profile	8
7.1 Students' Statistics for the year 2014-15	8
7.2 List of the Student's representatives.....	8
7.3 Students' awards for Studies	8
7.4 Placement Details	9
8. Curriculum.....	9
8.1 UG Programme Structure	9
8.2 PG Programme Structure	10
8.3 M.Phil. Programme Structure.....	11
8.4 Course Evaluation Pattern.....	11
8.5 Result Analysis	12
9. Outcome.....	18
10. Overall assessment.....	19
11. Suggestions	19
12. Signature of the Academic Audit Panel Members	19

1. Introduction

The process of Academic Auditing intends to monitor and enhance the quality of education through proper guidelines for both teaching faculty and students, so as to ensure qualified students/researchers passing out from the department. It presents the objectives of academic auditing, the process of internal and external evaluation of courses, major/mini projects, seminars, overall discipline and academic functioning of the department, duties and responsibilities of faculty members, research and consultancy and class/course committees.

The Annual Academic Audit of the Department was conducted on 5th and 6th of March 2015.

2. Objectives of Academic Auditing:

- (i) To define effectiveness of teaching – learning process.
- (ii) To define quality of each component of the functionalities.
- (iii) To devise methodology, to ensure maximum output from faculty members as well as students.
- (iv) To ensure academic accountability and quality of technical education through proper guidelines for both teaching faculty and students/researchers.

3. Academic Audit Panel Members

The academic audit committee comprised of the following panel members:

Chair Person

Dr. G.S. Grace Prema M.Sc., M.Phil., Ph.D. SET.,
Associate Professor of Mathematics,
St. John's College,
Palayamkottai 627 002, Tamil Nadu.
Mob.: +91 99441 07638, e-mail id: sgrasutha@gmail.com

Co-ordinator

Dr. J. Vijaya Xavier Parthipan M.Sc. M.Phil. B.Ed. Ph.D.,
Associate Professor of Mathematics,
St. John's College,
Palayamkottai 627 002, Tamil Nadu.
Mob.: +91 94432 90849, e-mail id: parthi68@rediffmail.com

Subject Expert – 1

Dr. C. Caroline Selvaraj M.Sc. M.Phil. B.Ed. PGDCA, Ph.D.,
Assistant Professor of Mathematics,
St. Xavier's College (Autonomous),
Palayamkottai – 627 002, Tamil Nadu.
Mob.: +91 94865 84758, e-mail id: selvarajcaroline@gmail.com

Subject Expert – 2

Dr. Dr. J. Golden Ebenezer Jebamani, M. Sc., M.Phil., M.Ed., M.C.A., M.Phil., PGDCA, Ph.D.
Assistant Professor of Mathematics,
Sarah Tucker College (Autonomous),
Tirunelveli – 627 007, Tamil Nadu.
Mob.: +91 94867 91719, e-mail id: goldensambeth@gmail.com

4. Schedule of the Annual Academic Audit

DAY 1 (5th March 2015 - Thursday)	
Timing	Activity
10:00 AM – 10:30 AM	Meeting of the Panel with the Principal and IQAC coordinator in Principal's Office along with Head of the department of Mathematics.
10:30 AM – 11:30 AM	Overall presentation (PPT) about the department
11:30 AM – 12:00 AM	Tea Break
12:00 PM – 12:30 PM	Meeting the UG students in aided stream
12:30 PM – 01:00 PM	Meeting the PG students in aided stream
01:00 PM – 02:30 PM	Lunch Break
02:30 PM – 03:00 PM	Meeting the student representatives of both UG and PG classes in aided stream
03:00 PM – 03:30 PM	Tea Break
03:30 PM – 04:00PM	Meeting the M.Phil. scholars
04:00 PM – 04:30 PM	Meeting the teaching faculty
DAY 2 (6th March 2015 - Friday)	
Timing	Activity
10:00 AM – 10:30 AM	Entry Meeting of the Panel in the Department
11:00 AM – 11:30 AM	Visiting the Infrastructure
11:30 AM – 12:30 PM	Verifying the Audit Report and the Support Evidences
12:30 PM – 01:30 PM	Lunch Break
01:30 PM – 02:30 PM	Verifying the Audit Report and the Support Evidences
02:30 PM – 04:00 PM	Preparation of the Annual Audit Report
04:00 PM – 04:30 PM	Exit Meeting with the Principal and IQAC coordinator in Principal's Office

5. Department Profile

5.1 About the Department

The Department of Mathematics of St. John's College is as old as the college itself and it has the unique honour of having had scholars like Dr. R.P. Burn from England, Dr. S. Arumugam. From humble beginning, the department keeps growing, catering to the academic and intellectual needs of many. At first Mathematics was offered as an optional paper for intermediate courses. In 1945, taking into account the growing demand of the students to study Mathematics, as a major subject, UG in Mathematics was introduced. The Department of Mathematics was able to produce number of University rank holders each year in the Madras University and then in the Madurai Kamaraj University in early days.

Post-Graduation course (M.Sc.) in Mathematics was introduced in 1967, when the renowned thinker, Dr. R.P. Burn was heading the Department. St. John's was the third college in the Madurai University and was the first college in the southern districts to offer M.Sc., degree in Mathematics.

In 1971, Dr. R.P. Burn left India and the famous Mathematician, Dr. S. Arumugam became the head of the Post Graduate. He served the Department of Mathematics for a long period. After 21 years as a head, he left St. John's College and joined Manonmaniam Sundaranar University, Tirunelveli as head the Department of Mathematics.

In 2008, M.Phil. Mathematics was introduced under self-financing schemes. The department has computer lab with internet connectivity for students and faculties for updating their knowledge.

The Department have a set of 11 qualified and dedicated faculty members under regular and self-financing schemes.

5.2 List of Pioneers

S.No.	Name of the Pioneer	Period
1	Prof. B.D. CHELLARAJ	1968
2	Prof. M. VAIDYALINGAM	1969
3	Dr. R.P. BURN	1971
4	Prof. E. FRANKLIN JOHN	1963 – 1994
5	Prof. P. CHELLADURAI	1963 – 1998
6	Dr. S. ARUMUGAM	1965 – 1992
7	Prof. D. DANIEL SATHYARAJ	1967 – 1981
8	Prof. (Miss) SAROJINI HENRY	1970 – 1984
9	Dr. S. SURYANARAYANAN	1970 – 1999
10	Prof. D.J. JEYARAJ	1970 – 1984
11	Prof. V.M. SUNDARAM	1971 – 1983

12	Mr. D. PAUL DEVADOSS	1971 – 2000
13	Mr. A. THANGAPANDI ISAAC	1970 – 2003
14	Mr. A. SHELTON ALBERT	1977 – 2014

5.3 Best Practices of the Department:

To maintain the quality of department we adopt the following practices:

1. For The Student By The Student.
2. Constructing The Character.

5.4 Infrastructure in the Department

S. No.	Items	Verification (Yes/No)	Comments
1	No. of Class rooms	Yes	Six
2	No. of Laboratories	Yes	One
3	Computers for teachers	Yes	Available
4	Computers for students & scholars	Yes	Available
5	Internet access and related software	Yes	Available
6	Uninterrupted Power Supply	Yes	Available
7	Water Supply	Yes	Available

5.5 Department Library Facilities

Area in sq. Ft.	Total No. of Books Available	Total No. of Journals Available	Total No. of Computer Systems with Internet Facilities
594	3258	7	1

5.6 Department Activities

The department takes initiatives for overall development of the students in their academic and employability career by conducting various seminars, workshop in national level.

- Poster Presentation for III-year students was conducted on **08.03.2014**.
- A One-day State Level Seminar on “**Applications of Modern Mathematics**” was organized on **28.03.2014**.
- Mathematics Association meeting (2014-2015) was conducted on **09.09.2014**.
- Mind power enrichment programme was conducted on **27.01.2015 to 31.01.2015**.

6. Faculty Profile

Faculty Strength	Total Staff – 11 Men – 06 Women – 05
Qualification	Ph.D. – 05 SET – 01 M.Phil. – 11

6.1 List of the Faculty members

S. No.	Name of the Staff	Qualification	Designation and Responsibilities	Date of Joining	Area of Specialisation
1	Dr. J. Suresh Susila	M.Sc., M.Phil., Ph.D.	Associate Professor & Head	12/10/1981	Graph theory
2	Dr. G. Jeya Kumar	M.Sc., M.Phil., Ph.D.	Associate Professor, M.Phil. Coordinator	03/03/1984	Graph theory
3	Mr. K Stalin Alexis	M.Sc., M.Phil., PGDCA.	Associate Professor, Examination In-charge	28/08/1984	Near rings
4	Dr. G.S. Grace Prema	M.Sc., M.Phil., Ph.D. SET	Associate Professor, YRC Coordinator	13/12/1995	Graph theory
5	Dr. A. Alwyn Asir	M.Sc., B.Ed., M.Phil., Ph.D.	Associate Professor, Programme Coordinator	09/02/1998	Graph theory

6	Dr. J. Vijaya Xavier Parthipan	M.Sc, B.Ed, M.Phil, Ph.D.	Associate Professor, AAA Coordinator	21/06/1999	Graph theory
7	Mrs. S. Vijila Velvet Daisy	M.Sc., M.Phil., B.Ed., PGDCA.	Associate Professor, Result Analysis In-charge	15/03/2000	Topological Groups
8	Mrs. W. Rajammal Ranjitha Mary	M.Sc., M.Phil.,	Associate Professor, NSS coordinator	21/03/2001	Algebra
9	Mr. V. Selvan	M.Sc., M.Phil.,	Assistant Professor, Library In-charge	29/05/2009	Graph theory
10	Mrs. T. Santhakumari	M.Sc., B.Ed., M.Phil.	Assistant Professor, Girls Mentor	26/09/2012	Lattice Theory
11	Mr. C Prabu Daniel Pakkianathan (SF)	M.Sc., M.Phil.	Assistant Professor	25/01/2010	Differential Equations

6.2 Research and Consultancy

Faculty	Scheme	Funding Agency	Year of award with duration	Amount
Dr J Vijaya Xavier Parthipan, Associate Prof. of Mathematics and Dr M Daniel Sweetlin, Associate Prof. of Physics	FDP – Contingency Grant	UGC	2014 277	30000

6.3 List of the Faculty members, based on API Score

S. No.	Name of the Faculty	Designation	API Score
1	Dr. J. Suresh Susila	Associate Professor & Head	537.5
2	Dr. G. Jeya Kumar	Associate Professor	428
3	Mr. K Stalin Alexis	Associate Professor	263.5
4	Dr. G.S. Grace Prema	Associate Professor	318
5	Dr. A. Alwyn Asir	Associate Professor	235.5
6	Dr. J. Vijaya Xavier Parthipan	Associate Professor	302
7	Mrs. S. Vijila Velvet Daisy	Associate Professor	235.5
8	Mrs. W. Rajammal Ranjitha Mary	Associate Professor	198

9	Mr. V. Selvan	Assistant Professor	105
10	Mrs. T. Santhakumari	Assistant Professor	213.5
11	Mr. C Prabu Daniel Pakkianathan (SF)	Assistant Professor	154.8

7. Students' Profile

7.1 Students' Statistics for the year 2014-15

The students are admitted on each course based on the Government schemes of reservation. The community-wise students' statistics are given below:

Course	SC	ST	OBC	OC	Minority	Total
I B.Sc.	4	0	16	7	21	48
II B.Sc.	3	0	19	2	24	48
I M.Sc.	2	0	8	1	14	25
II M.Sc.	1	0	9	0	15	25
M.Phil.	0	0	9	1	5	15

7.2 List of the Student's representatives

Course	Name of student's representative
I B.Sc.	Muthukumar S
II B.Sc.	Mithun Jeyaram C
III B.Sc.	Nisha
I M.Sc.	Kiruba
II M.Sc.	Golda G

7.3 Students' awards for Studies

S.No	Name	Rank in MS University	Year	Course
1	Gino Metilda P.	Sixth	2008-2010	M.Sc
2	C. Henrietta Johnsy	Gold medal	2010-2011	M.Phil

3	Rosenee	Gold medal	2010-2011	M.Phil
4	Gino Metilda P.	Gold medal	2011-2012	M.Phil
5	Melba	Sixth	2012-2013	B.Sc
6	Yamuna	20 th	2013-2014	B.Sc
7	S. Alagu	Gold medal	2012-2014	M.Sc

7.4 Placement Details

Programme Name	Batch	Number of students passed in final year examination	Number of students enrolled into higher education	Number of students placed in jobs
B.Sc.	2011 – 2014	34	02	11
M.Sc.	2012 – 2014	15	01	00
M.Phil.	2013 – 2014	08	00	00

8. Curriculum

Mathematics is one of the fundamental disciplines in science. It is the basic for all the disciplines. The Curriculum aims at providing basic tools and exposure to students who intend to pursue Master Degree in Mathematics at the international level. It is being revised periodically and followed the course structure that was prescribed by Manonmaniam Sundaranar University.

The Programme Structure of the B.Sc., M.Sc., and M.Phil., Mathematics are mentioned below.

8.1 UG Programme Structure

Semester	Course code	Course Name	IM	EM	TM	H	C
I	GMMA11	Calculus	25	75	100	5	5
	GMMA12	Algebra	25	75	100	5	5
	GAST11	Statistics I	25	75	100	6	5
	GEVS11	Environmental Studies	25	75	100	2	2
II	GMMA21	Vector Calculus	25	75	100	5	5

	GMMA22	Differential equation and Fourier series	25	75	100	5	5
	GAST21	Statistics II	25	75	100	6	5
	GVBE21	Value Based Education	25	75	100	2	2
III	GMMA31	Sequences, Series and Trigonometry	25	75	100	6	5
	GSMA3A	Application of Differential Equation	25	75	100	4	4
	GNMA3A	Statistical Methods	25	75	100	2	2
IV	GMMA41	Abstract Algebra	25	75	100	5	5
	GMMA21	Vector Calculus	25	75	100	5	5
	GSMA4A	Numerical Methods	25	75	100	4	4
	GNMA4B	NME - Basic Algebra	25	75	100	2	2
V	GMMA51	Linear Algebra	25	75	100	6	5
	GMMA52	Real Analysis	25	75	100	6	5
	GMMA5B	Combinatorial Mathematics	25	75	100	6	5
	GMMA5E	Coding Theory	25	75	100	6	5
	GCSB5A	Personality Development	25	75	100	2	2
VI	GMMA61	Complex Analysis	25	75	100	6	5
	GMMA62	Linear Programming	25	75	100	6	5
	GMMA63	Mechanics	25	75	100	6	5
	GMMA64	Graph Theory	25	75	100	6	5
	GMMA6A	Number Theory	25	75	100	6	5

IM – Internal Marks, EM – External Marks, TM – Total Marks, H – Hours/week, C – Credits.

8.2 PG Programme Structure

Semester	Course code	Course Name	IM	EM	TM	H	C
I	HMAM11	Algebra I	25	75	100	8	5
	HMAM12	Analysis I	25	75	100	8	5
	HMAM13	Probability and Statistics	25	75	100	7	5
	HMAE11	Programming with C++	25	75	100	7	5
II	HMAM21	Algebra II	25	75	100	6	5
	HMAM22	Analysis II	25	75	100	6	5
	HMAM23	Classical Mechanics	25	75	100	6	5
	HMAM24	Ordinary Differential Equations	25	75	100	6	5
	HMAL21	Programming with C++ and MS Office	40	60	100	6	5

III	HMAM31	Complex Analysis	25	75	100	6	5
	HMAM32	Topology	25	75	100	6	5
	HMAM33	Differential Geometry	25	75	100	6	5
	HMAM34	Operations Research	25	75	100	6	5
	HMAP31	Project	40	60	100	6	5
IV	HMAM41	Functional Analysis	25	75	100	8	5
	HMAM42	Measure and Integration	25	75	100	8	5
	HMAM43	Analytic Number Theory	25	75	100	8	5
	HMAE43	Partial Differential Equations	25	75	100	6	5

IM – Internal Marks, EM – External Marks, TM – Total Marks, H – Hours/week, C – Credits.

8.3 M.Phil. Programme Structure

Semester	Course code	Course Name	IM	EM	TM	H	C
I	HMAC11	Advanced Algebra	25	75	100	6	8
	HMAC12	Advanced Analysis	25	75	100	6	8
II	HMAO21	Banach Algebra and Spectral Theory	25	75	100	6	8
	HMAC2D	Project and Viva Voce	50	150	200		16

IM – Internal Marks, EM – External Marks, TM – Total Marks, H – Hours/week, C – Credits.

8.4 Course Evaluation Pattern

This program is under Choice Based Credit System of the University. Each paper is evaluated for 100 marks with Internal 25 marks and External 75 marks. The duration of the examination is 1 hour for internal assessment test and 3 hours for external examination.

The pattern for internal assessment and the external examination are as follows:

For UG courses

Internal Evaluation Pattern		External Evaluation Pattern	
Average of Best of two from three internal assessment test	= 20	Section A (10x1=10)	= 10
		Section B (5x5=25)	= 25
Assignments/Seminars	= 05	Section C (5x8=40)	= 40
Total Marks	= 25	Total	= 75

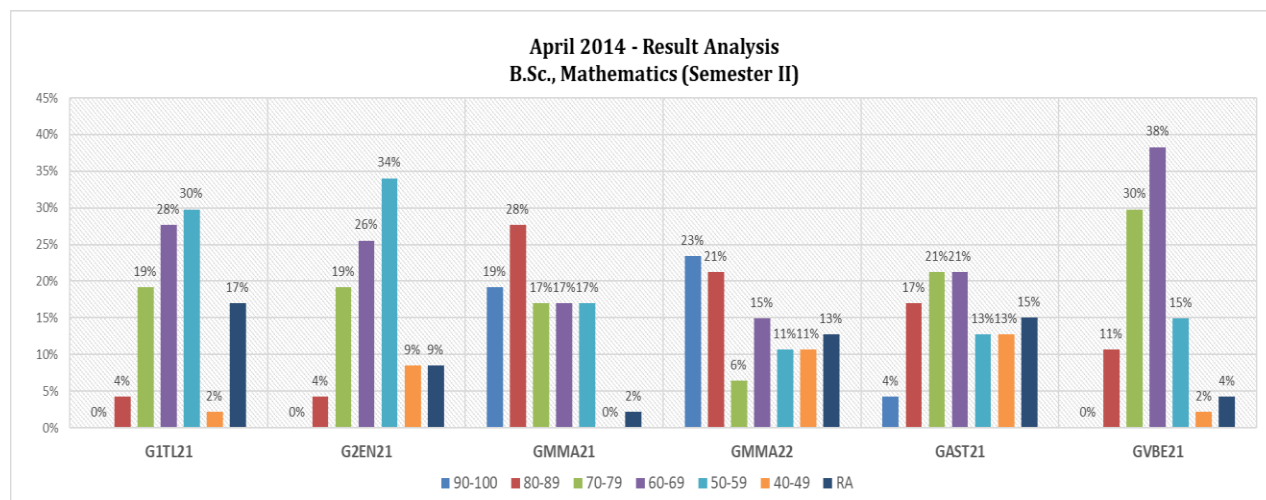
For PG and M.Phil. Courses

Internal Evaluation Pattern		External Pattern	Evaluation	Project Pattern	Evaluation
Average of Best of two from three internal assessment test	= 15	Section A (10x1=10)	= 10	Continuous Internal Assessment Marks	50
Assignments	= 05	Section B (5x5=25)	= 25	End Semester Examination Marks	150
Seminars	= 05	Section C (5x8=40)	= 40		
Total Marks	= 25	Total	= 75	Total Marks	200

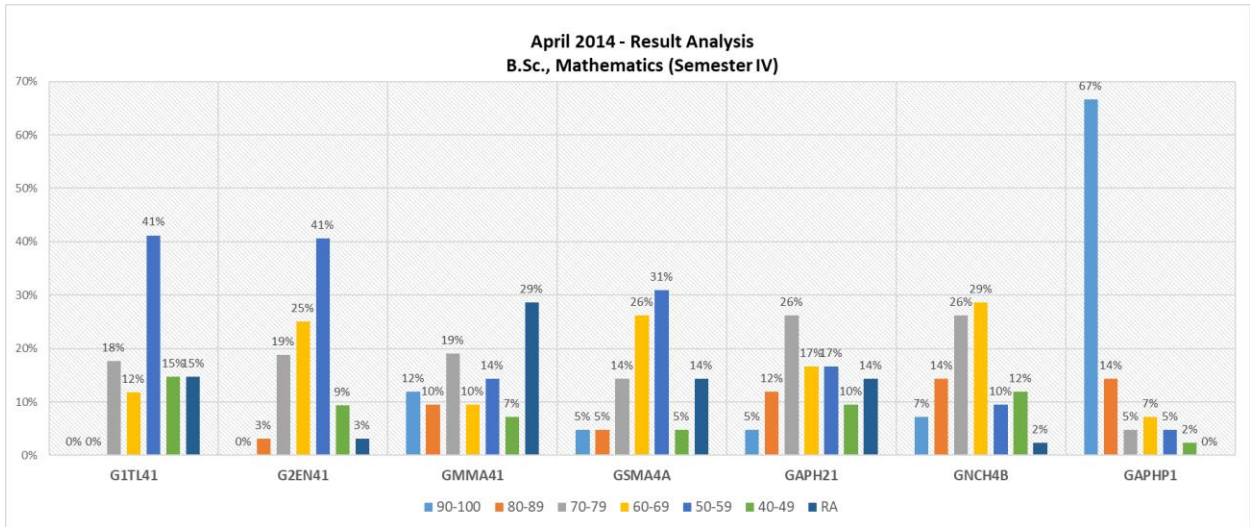
8.5 Result Analysis

External examinations are conducted by Manonmaniam Sundaranar University and the corresponding results are declared after evaluation. The subject-wise result analysis is made by course instructors which will be helpful to understand the quality of classroom teaching and observation about each course.

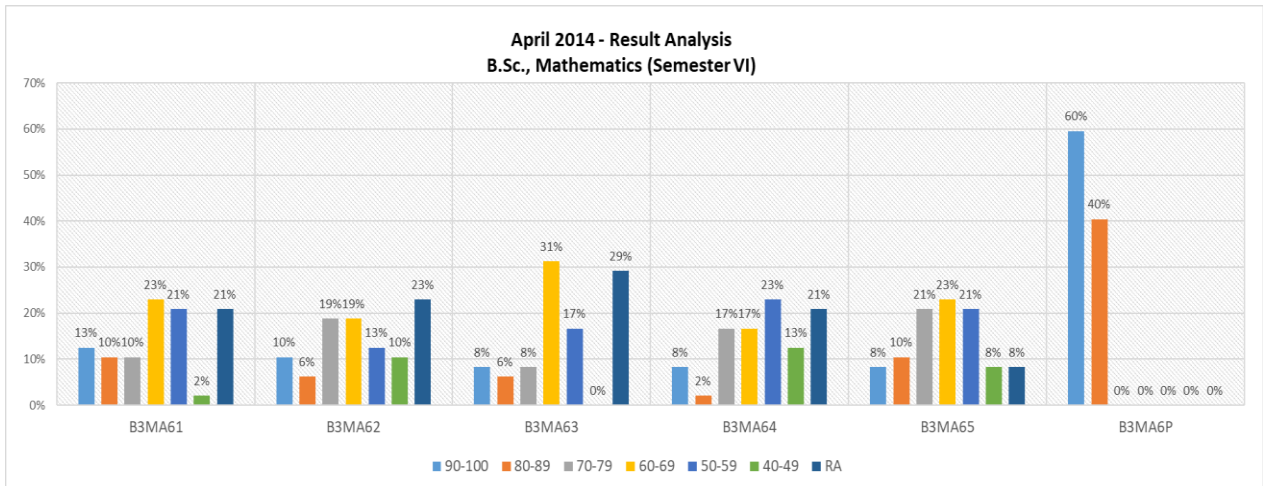
The analysis of the result for April 2014 and November 2014 University examinations are represented graphically:



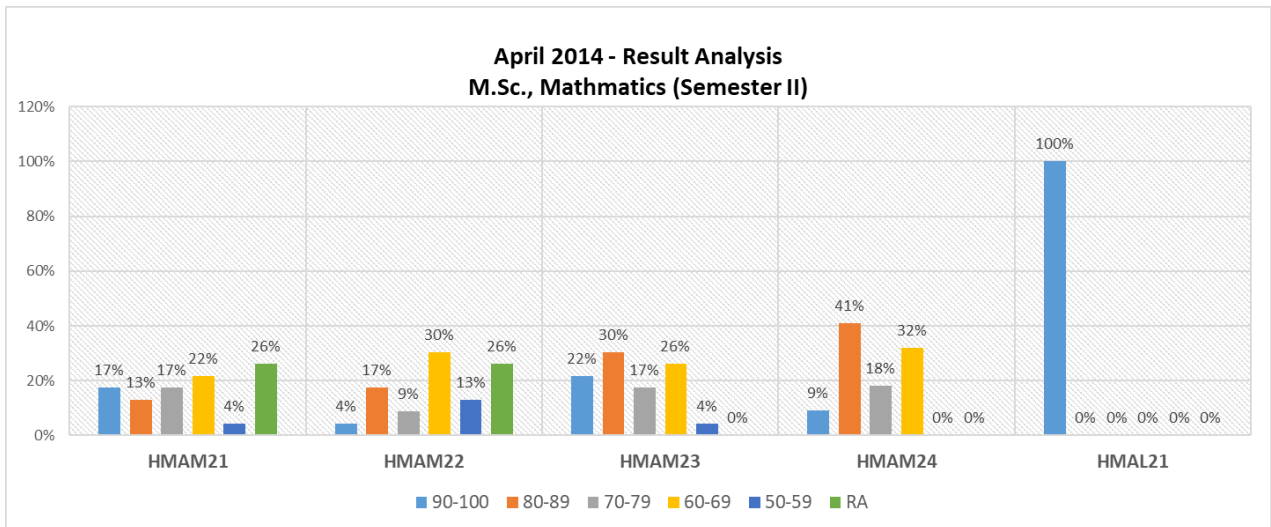
- In B.Sc. Mathematics (Semester II), the pass percentage mostly falls between the range 50 – 80.
- On an average, 10% reappear the examinations and 21.8% of students gain 80% and above invariably in all subjects.



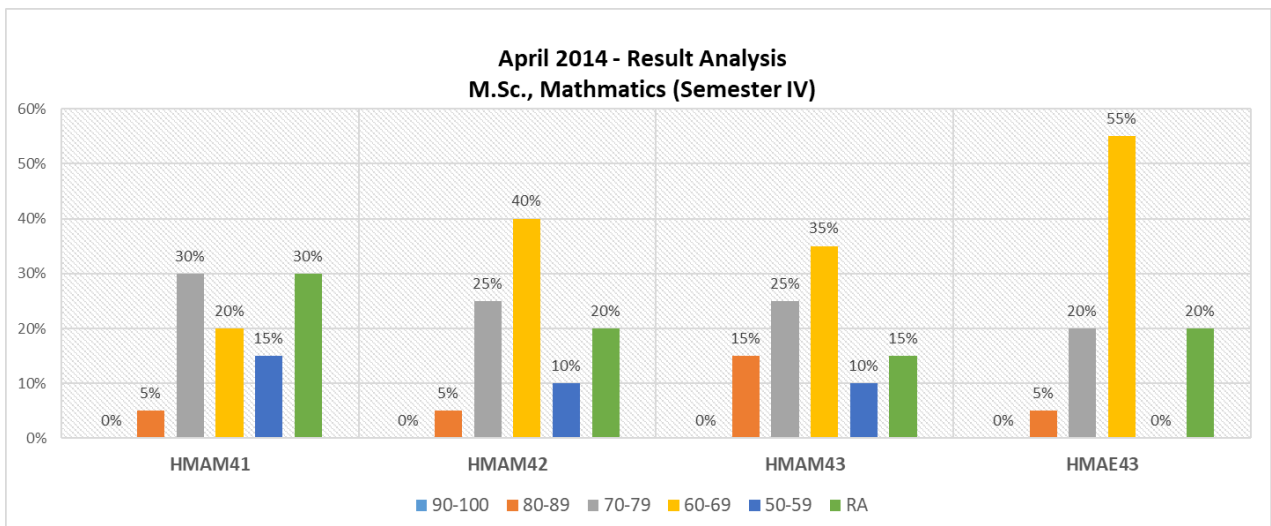
- In B.Sc. Mathematics (Semester IV), the pass percentage mostly falls between the range 50 – 80.
- On an average, 11% reappear the examinations and 22% of students gain 80% and above invariably in all subjects.



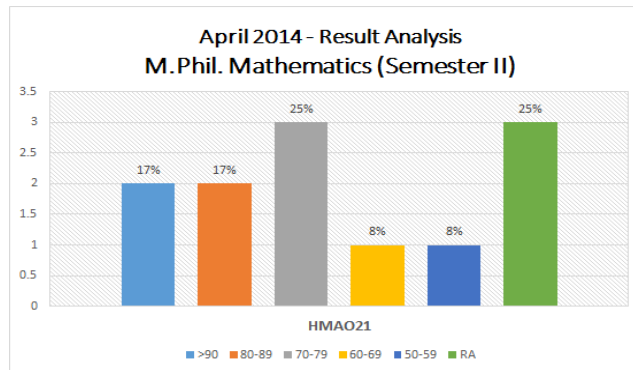
- In B.Sc. Mathematics (Semester VI), the pass percentage mostly falls between the range 60 – 80.
- On an average, 17% reappear the examinations and 28.5% of students gain 80% and above invariably in all subjects.



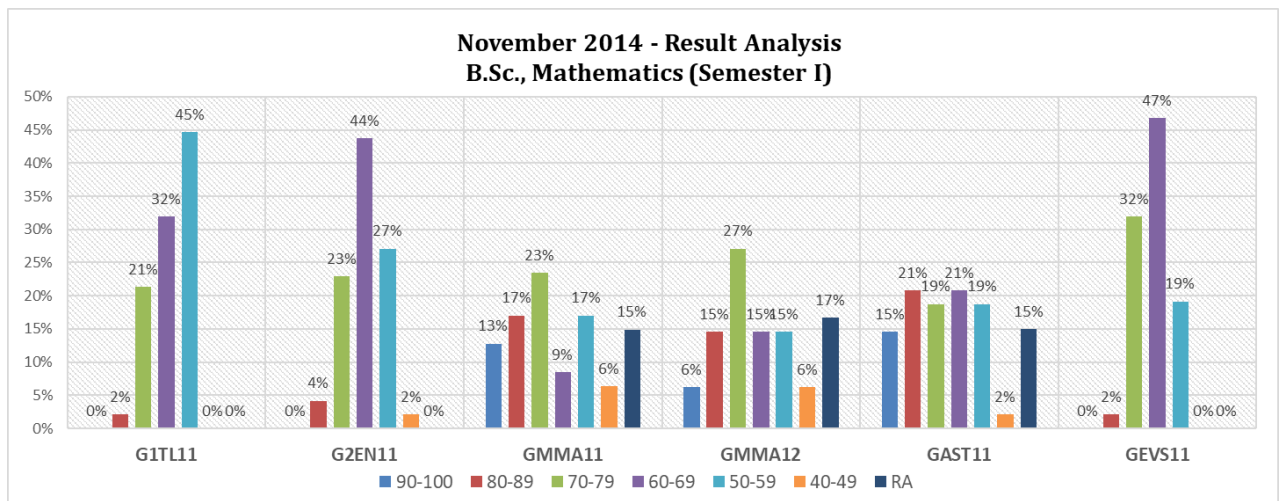
- In M.Sc. Mathematics (Semester II), the pass percentage mostly falls between the range 60 – 80.
- On an average, 10.4% reappear the examinations and 50.6% of students gain 80% and above invariably in all subjects.



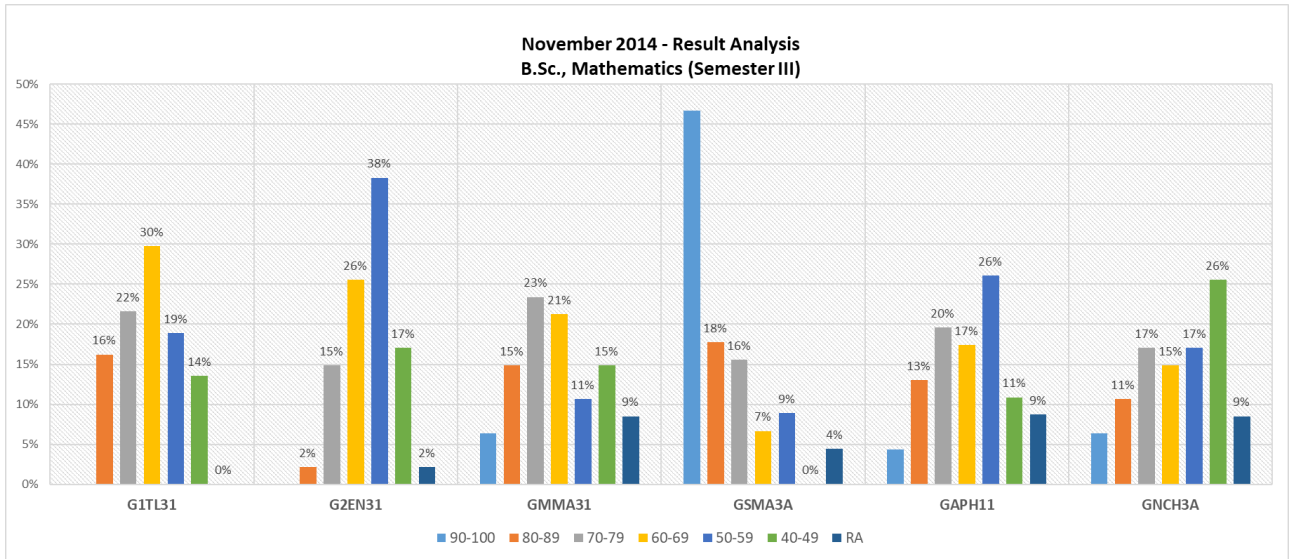
- In M.Sc. Mathematics (Semester IV), the pass percentage mostly falls between the range 60 – 80.
- On an average, 21.25% reappear the examinations and 7.5% of students gain 80% and above invariably in all subjects.



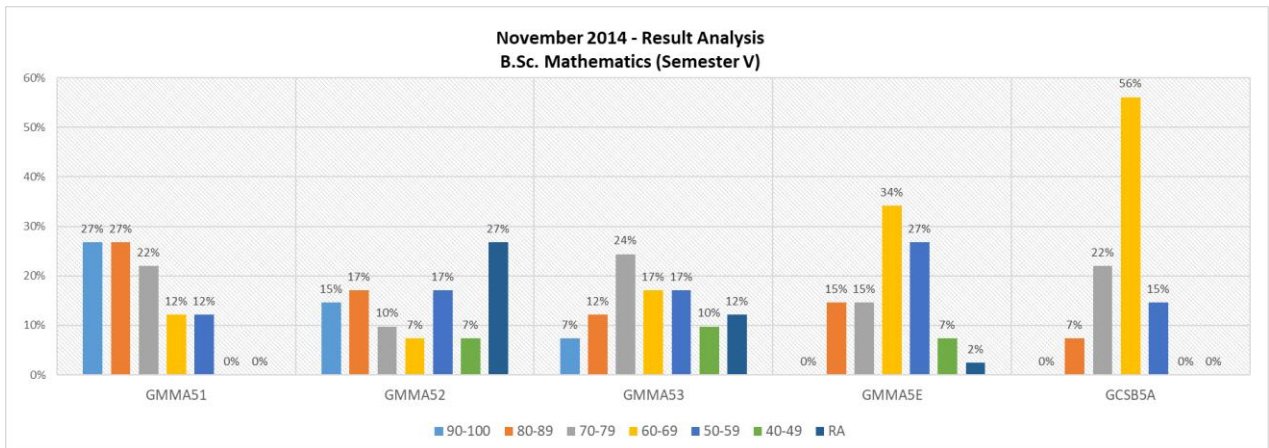
- In M.Phil. Mathematics (Semester II), the pass percentage mostly falls between the range 70 – 90.
- 25% reappear the examinations and 34% of students gain 80% and above.



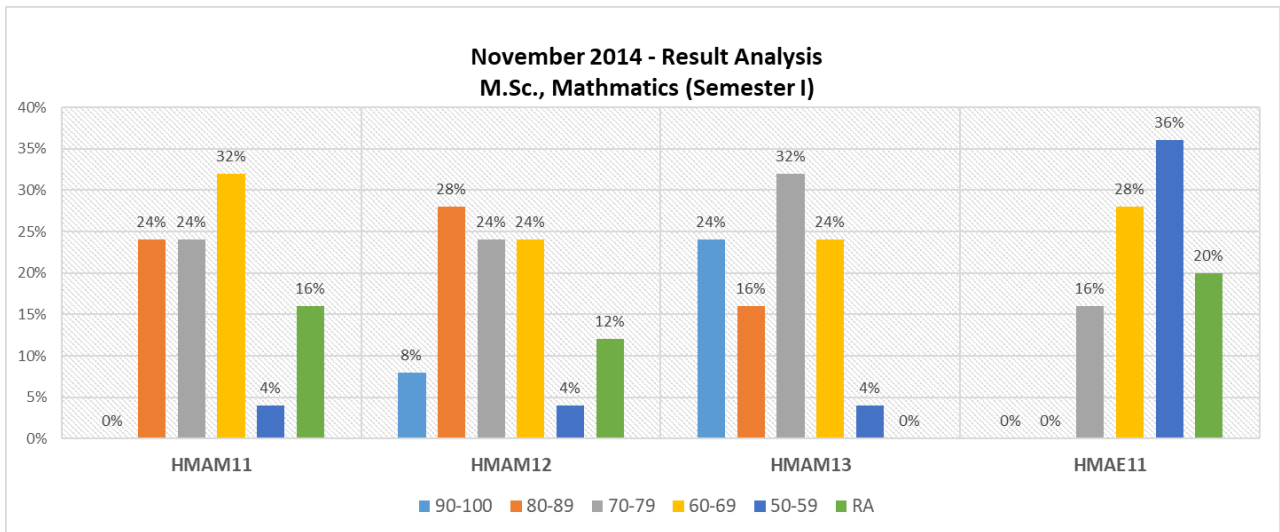
- In B.Sc. Mathematics (Semester I), the pass percentage mostly falls between the range 50 – 80.
- On an average, 7.83% reappear the examinations and 15.83% of students gain 80% and above invariably in all subjects.



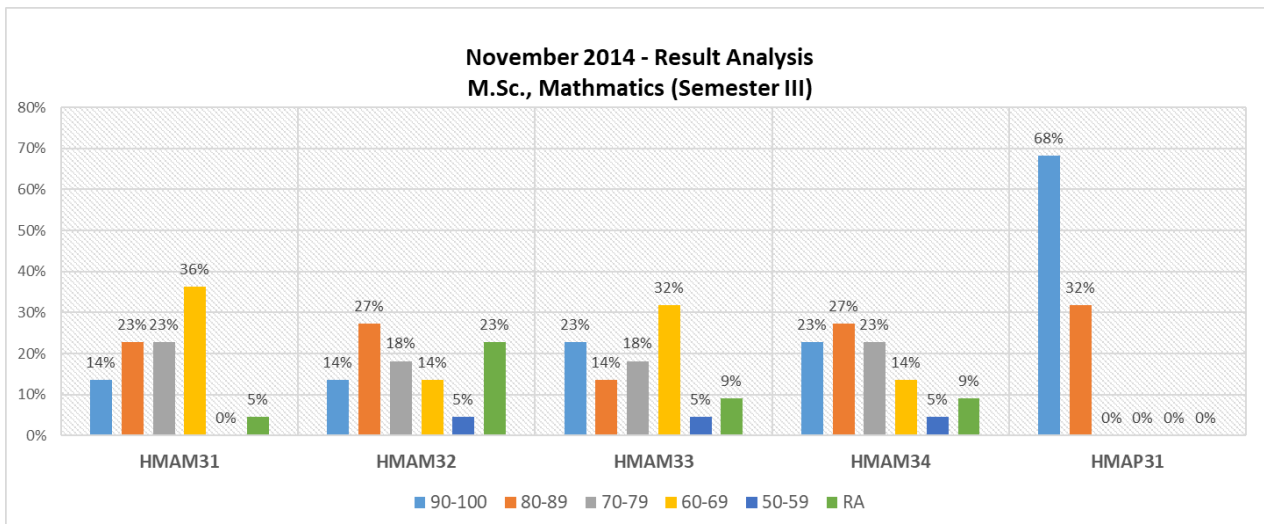
- In B.Sc. Mathematics (Semester III), the pass percentage mostly falls between the range 60 – 90.
- On an average, 5.5% reappear the examinations and 23% of students gain 80% and above invariably in all subjects.



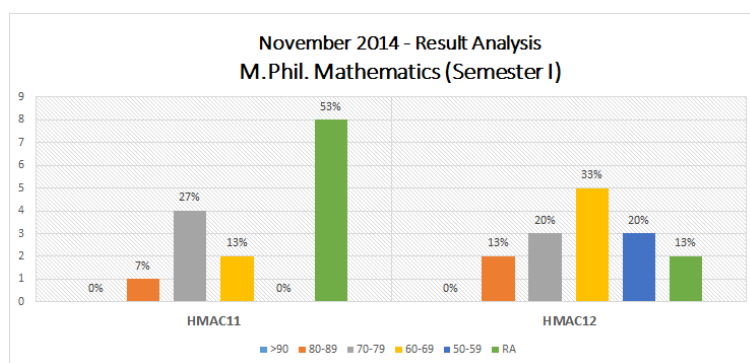
- In B.Sc. Mathematics (Semester V), the pass percentage mostly falls between the range 70 – 90.
- On an average, 8.2% reappear the examinations and 25.4% of students gain 80% and above invariably in all subjects.



- In M.Sc. Mathematics (Semester I), the pass percentage mostly falls between the range 60 – 90.
- On an average, 12% reappear the examinations and 25% of students gain 80% and above invariably in all subjects.



- In M.Sc. Mathematics (Semester III), the pass percentage mostly falls between the range 70 – 100.
- On an average, 9.2% reappear the examinations and 53% of students gain 80% and above invariably in all subjects.



- In M.Phil. Mathematics (Semester I), the pass percentage mostly falls between the range 60 – 80.
- On an average, 33% reappear the examinations and 10% of students gain 80% and above invariably in all subjects.

The details of outgoing students which are appeared as well as passed in the April 2014 University examinations, are given below:

Programme Name	Batch	Number of students appeared in the final year examination	Number of students passed in the final year examination	Pass Percentage
B.Sc.	2011 – 2014	48	34	70.83
M.Sc.	2012 – 2014	20	15	75
M.Phil.	2013 – 2014	11	8	72.72

9. Outcome

Outcome of the students meeting

- Students felt that the infrastructure provided by the college and department is GOOD.
- The rules and regulations of the department were appreciated.
- They felt that the Staff of the department are having best expertise and experience and are handling classes in a very interactive way.
- Curriculum was well appreciated.
- Syllabus is advanced but heavy; students can understand the course only with the help of the course instructors.
- Importance is not given for communication and skilled based classes.

Outcome of the Faculty meeting

- They felt very proud to serve for this institution.
- Friendly and professional academic environment created by HOD was well appreciated.



10. Overall assessment

- The evaluation process followed by the department is good.
- Course academic plan and implementation are recorded properly.
- Library facility in the department is quite good.
- Publications and participations in FDP, seminars, conferences and workshops by faculty members are minimal.

11. Suggestions

- More number of text book volumes and journals has to be purchased.
- Publications and participations in FDP, seminars, conferences and workshops by faculty members are to be increased.
- External funded research projects to be taken up by the faculty members.
- Students may be asked to write job oriented online exams (like NPTEL, etc.,) for better placements.
- Importance has to be given for communication and soft skills classes.
- Library facility is very good and there is a vast scope of development.

12. Signature of the Academic Audit Panel Members

<p>Chair Person Dr. G.S. Grace Prema M.Sc., M.Phil., Ph.D. SET., Associate Professor of Mathematics, St. John's College, Palayamkottai 627 002, Tamil Nadu. Mob.: +91 99441 07638, e-mail id: sgrasutha@gmail.com</p>	 <p>Dr. G.S. GRACE PREMA, M.Sc., M.Phil., Ph.D. Associate Professor Department of Mathematics St. John's College, Palayamkottai-627002</p>
<p>Co-ordinator Dr. J. Vijaya Xavier Parthipan M.Sc.M.Phil.B.Ed Ph.D., Associate Professor of Mathematics, St. John's College, Palayamkottai 627 002, Tamil Nadu. Mob.: +91 94432 90849, e-mail id: parthi68@rediffmail.com</p>	 <p>Dr. J. VIJAYA XAVIER PARTHIPAN M.Sc., M.Phil., Ph.D. ASSOCIATE PROFESSOR OF MATHS ST. JOHN'S COLLEGE PALAYAMKOTTAI - 627 002</p>

<p>Subject Expert – 1 Mrs. C. Caroline Selvaraj M.Sc. M.Phil. B.Ed. PGDCA., Assistant Professor of Mathematics, St. Xavier's College (Autonomous), Palayamkottai – 627 002, Tamil Nadu. Mob.: +91 94865 84758, e-mail id: selvarajcaroline@gmail.com</p>	<p> C. CAROLINE SELVARAJ Assistant Professor of Mathematics, St. Xavier's College (Autonomous), Palayamkottai - 627 002.</p>
<p>Subject Expert – 2 Dr. J. Golden Ebenezer Jebamani, M. Sc., M.Phil., M.Ed., M.C.A., M.Phil., PGDCA., Ph.D. Assistant Professor of Mathematics, Sarah Tucker College (Autonomous), Tirunelveli – 627 007, Tamil Nadu. Mob.: +91 94867 91719, e-mail id: goldensambeth@gmail.com</p>	<p> Dr. J. GOLDEN EBENEZER JEBAMANI M.Sc., M.Phil., M.Ed., M.C.A., M.Phil., PGDCA., Ph.D., Head of the Department, Department of Mathematics, SARAH TUCKER COLLEGE (Autonomous), TIRUNELVELI - 627 007.</p>


Principal
PRINCIPAL
ST. JOHN'S COLLEGE
PALAYAMKOTTAI - 627 002.


IQAC Co-ordinator
IQAC CO-ORDINATOR
ST. JOHN'S COLLEGE
PALAYAMKOTTAI



ST. JOHN'S COLLEGE PALAYAMKOTTAI
TIRUNELVELI – 627 002

sjc1878@stjohnscollege.edu.in, www.stjohnscollege.edu.in



Annual Academic Audit Report

2014-15

Department of Physics

4th & 5th March 2015

Table of Contents

1. Introduction.....	2
2. Objectives of Academic Auditing.....	2
3. Academic Audit Panel Members	2
4. Schedule of the Annual Academic Audit.....	3
5. Department Profile.....	4
About the Department.....	4
Best Practices of the Department	5
Infrastructure in the Department	5
Department Library Facilities.....	6
Department Activities.....	6
6. Faculty Profile.....	7
List of the Faculty members in Aided stream.....	7
List of the Faculty members in Un-Aided stream.....	8
Research and Consultancy.....	8
List of the Faculty members and their API scores.....	9
7. Students' Profile	10
Student's Statistics for the year 2014-2015	10
List of the student representatives	10
List of Ongoing Scholars under Supervisor	11
Students' Achievements	11
Placement Details	11
8. Curriculum	12
UG Programme Structure	12
PG Programme Structure.....	13
M.Phil. Programme Structure.....	14
Course Evaluation Pattern	14
Result Analysis.....	15
9. Outcome.....	22
10. Overall assessment.....	23
11. Suggestions	24
12. Signature of the Academic Audit Panel Members.....	25

1. Introduction

The process of Academic Auditing intends to monitor and enhance the quality of science education through proper guidelines for both teaching faculty and students, so as to ensure qualified students/researchers passing out from the department. This report presents the objectives of academic auditing, the process of internal and external evaluation of courses, major/mini projects, seminars, overall discipline and academic functioning of the department, duties and responsibilities of faculty members, research and consultancy and class/course committees.

The Annual Academic Audit of the Department was conducted on 5th and 6th March 2015.

2. Objectives of Academic Auditing:

- (i) To define quality of each component of the functionalities.
- (ii) To define effectiveness of teaching – learning process.
- (iii) To devise methodology to confirm maximum output from faculty members as well as students.
- (iv) To ensure academic accountability and quality of technical education through proper guidelines for both teaching faculty, students and researchers.

3. Academic Audit Panel Members

The Name, Designation and Address of Academic Audit Experts are given in detail:

Chair Person

Dr. M. Daniel Sweetlin,
Head, UG and Research Department of Physics,
St. John's College, Palayamkottai,
Tirunelveli- 627002,
Tirunelveli district, Tamil Nadu.

Co-Ordinator

Mrs. J. Ruby Jemima
Head, PG Department of Physics,
St. John's College, Palayamkottai,
Tirunelveli- 627002,
Tirunelveli district, Tamil Nadu.

Subject Expert -1

Dr. M. P. Rameela
Associate Professor, Department of Physics
Sarah Tucker College, Palayamkottai
Tirunelveli- 627002
Tamilnadu
Mobile: 9486680821

Subject Expert - 2

Dr. M. Nagarajan
Associate Professor
Department of Physics
VOC College
Thoothukudi- 628008
nagarajanmuta@gmail.com
Mobile: 9443114403

Industry Expert

Mr. N. Subramanian
Proprietor
Supriya Motor Industries
7C, Sivalaperi Road
Palayamkottai
Tirunelveli- 627 002
Tamil Nadu
Mobile: 8850775803

4. Schedule of the Annual Academic Audit

DAY 1 (5th March 2015)	
Timing	Activity
10:00 AM – 10:30 AM	Meeting of the Panel with the Principal and IQAC coordinator in Principal's Office along with the Head of Physics.
10:30 AM – 11:15 AM	Presentation of overall department activities in the Department along with IQAC coordinator and the Panel
11:15 AM – 11:30 AM	Tea Break
11:30 AM – 11:50 AM	Meeting the UG students in aided stream
11:50 AM – 12:10 PM	Meeting the PG students in un-aided stream
12:10 PM – 12:30 PM	Meeting the student representatives of UG in aided stream

12:30 PM – 01:00 PM	Meeting the M.Phil. and Ph.D. research scholars
01:00 PM – 02:00 PM	Lunch Break
02:20 PM – 02:40 PM	Meeting the UG students in aided stream
02:40 PM – 03:10 PM	Meeting the PG students in un-aided stream
03:10 PM – 03:30 PM	Tea Break
03:30 PM – 04:00PM	Meeting the student representatives of PG classes in un-aided stream
DAY 2 (6th March 2015)	
Timing	Activity
10:00 AM – 10:30 AM	Entry Meeting of the Panel in the Department
11:00 AM – 11:30 AM	Inspecting the Infrastructure
11:30 AM – 12:30 PM	Verifying the Audit Report and the Support Evidences
12:30 PM – 01:30 PM	Lunch Break
01:30 PM – 02:30 PM	Verifying the Audit Report and the Support Evidences
02:30 PM – 04:00 PM	Preparation of the Annual Audit Report
04:00 PM – 04:30 PM	Exit Meeting with the Principal and IQAC coordinator in Principal's Office

5. Department Profile

About the Department

The first batch of students for B.Sc. Degree course with Physics as the major subject was admitted in June 1957. At that time, St. John's College was affiliated to the Madras University, Chennai. The Physics department was considered as one of the best departments in Tamilnadu. The Department started growing under the capable headship of Prof. M. Arunachalam who also served as the Chairman of Board of Studies and Board of Examinations of the then Madras University. He along with his team of dedicated professors evinced keen interest in molding the students academically and in other extracurricular activities.

Later Prof. Rajkumar Ambrose, Prof. Major Stanly Austin, Prof. P. Subramanian, Prof. S. Sitaraman, Prof. P. J. Charles, Prof. V. Thothatri and Dr. H. Alex Devadoss during their stewardships took the department towards further excellence. It is really a noble gesture on the part of Prof. S. Sitaraman who has donated to the Department Library over 1500 books. As a mark of respect to this great Professor, the department Library has been named “Professor Sitaraman Library”.

The Department takes legitimate pride in its glorious history of having produced many distinguished scholars who occupy many eminent positions in different walks of life in our country and abroad. To cite a few, Dr. T. S. Natarajan, Dept. of Polymer Physics IIT, Chennai and Dr. R. Simon, winner of the covetable Shanti Swarup Bhatnagar Prize in the year 1993 for Physical Sciences, currently working as Senior Professor, Institute of Mathematical Sciences, Chennai are our distinguished alumni. The M.Sc. Physics course was started in the academic year 2006 - 2007. The M. Phil. course was started in the year 2013.

Best Practices of the Department:

For the Student by the Student.

Constructing the Character.

Infrastructure in the Department

S. No.	Items	Details	Verification (Yes/No)
1	No. of class rooms	Six	Yes
2	No. of laboratories	One	Yes
3	Computers for teachers	Available	Yes
4	Computers for student scholars	Available	Yes
5	Internet access and related software	Available	Yes
6	Power Supply	Available	Yes
7	Water Supply	Available	Yes

Department Library Facilities

Area in sq. Ft.	Total No. of Books Available	Total No. of Journals Available	Total No. of Computer Systems with Internet Facilities
960	UG – 1619 & PG - 1201	3	19

DEPARTMENT ACTIVITIES –PG PHYSICS

- ❖ The Association meeting of the P.G. Department of physics was held on the 4th February 2015. The topic was “Crystal growth and characterization”. Dr. M. Daniel Sweetlin, Prof. and Head, UG Department of Physics, St. John’s college was the chief guest.
- ❖ Department of PG Physics New Block opening ceremony was held on 06.10.2015. The PG Physics staff members and also all the students were participated and celebrate the opening ceremony function. First of all, prayer song was sung by our students. New class rooms were allocated for I year, II year PG Physics and also M. Phil. Physics.
- ❖ The PG Department of Physics arranged one day Industrial visit on 16.09.2015 to Kanyakumari and Petchiparai Dam.
- ❖ The Association meeting for the year 2015 was held on the 13th October at the Audio-Visual room on the topic “What is next?” by Dr. S. John Kennady Vethanathan, UG department of physics St. John’s college was the chief guest.
- ❖ Christmas celebration was conducted on 22.12.15 in the PG department. All the staff and students participated in this function. The Christmas celebration was started with opening prayer. Our students played a skit about the birth of lord Jesus Christ. The theme of the skit was “Covet all lose all”.

6. Faculty Profile

Faculty Strength	Total Staff – 11 Men – 4 Women – 7
Qualification	Ph.D. – 2 SLET – 1 M.Phil. – 11

List of the Faculty members in Aided stream

S. No.	Name of the Staff	Designation	Qualification	Roles & Responsibilities	Date of Joining	Teaching Experience in Years
1	Dr. M. Daniel Sweetlin	HOD & Associate Professor	M.Sc., B.Ed., M.Phil., PGDCA, Ph.D., SLST.	HOD & IQAC Member	09/02/1998	17
2	Dr. S. John Kennady Vethanathan.	Associate Professor	M.Sc., M.Phil., Ph.D.	Coordinator of Research and extracurricular activities	21/06/1999	15
3	Mr. A. Arulgnanam	Associate Professor	M.Sc., M.Phil., M.Tech.	Association in charge & IAPT Coordinator	21/03/2001	14
4	Mrs. R. Nithya Agnes	Assistant Professor	M.Sc., B.Ed., M.Phil.	Girls Grievance Cell Coordinator & Exam coordinator	30/08/2006	8
5	Mr. D. Arul Asir Abraham	Assistant Professor	M.Sc., M.Phil.	Convener for National workshop	29/05/2009	5
6	Mrs. D. Priscilla Koilpillai	Assistant Professor	M.Sc., M.Phil.	Coordinator of Quiz club and Placement service	29/05/2009	5

List of the Faculty members in Un-Aided stream.

S. No.	Name of the Staff	Designation	Qualification	Roles & Responsibilities	Date of Joining	Teaching Experience in Years
7	Mrs. J. Ruby Jemima	Assistant Professor	M.Sc., M.Phil.	Head & PTA Incharge	26.06.2007	7
8	Miss. C. Stella Rani	Assistant Professor	M.Sc., M.Phil.	M.Phil. Class Incharge	04.09.2008	6
9	Mrs. E. Christy Jerin	Assistant Professor	M.Sc., M.Phil.	Library Incharge	19.06.2009	5
10	Mrs. G. Gomathi Sankari	Assistant Professor	M.Sc., M.Phil.	II M.Sc. Class Incharge	08.01.2015	-
11	Mrs. K. Uma Maheswari	Assistant Professor	M.Sc., M.Phil.	I M.Sc. Class Incharge	08.01.2015	-

Research and Consultancy

1. Numerical and analytical studies on the complete synchronization of the variant of Murali – Lakshmanan - Chua circuits, Sweetlin MD, Sivaganesh G. arXiv preprint arXiv:1505.01090. 2015 May 5.
2. Analytical study of strange nonchaotic attractors in a quasi-periodically forced negative conductance circuit. Arulgnanam A., Sweetlin MD, Daniel M., Sivaganesh G. International Journal of Pure and Applied Physics (IJPAP). 2015;11(1):9-18.
3. A. Arulgnanam, M. Daniel Sweetlin, M. Daniel, G. Sivaganesh – International Journal of Pure and Applied Physics (IJPAP). ISSN 0973-1776 Volume 11, Number 1 (2015), pp. Research India Publications, <http://www.ripublication.com>
4. A. Arulgnanam K. Thamilmaran and M. Daniel - “A rich spectrum of dynamical phenomenon in forced parallel LCR circuit with simple nonlinear element” – Chinese Journal of Physics. 2015 Jun 1; 53(3):k1-22., DOI: 10.6122/CJP.20150112 Impact factor 0.447
5. D. Arul Asir Abraham, U. Sankar, S. Perumal, P. Selvarajan, Growth and Characterization of triglycine sulphate crystals added with ammonium chloride,

List of the Faculty members and their API score

S.No.	Name of the Faculty	Designation	API Score
1	Dr. M. Daniel Sweetlin	Head & Associate Professor	410
2	Dr. S. John Kennady Vethanathan.	Associate Professor	1041
3	Mr. A. Arulgnanam	Associate Professor	964.8
4	Mrs. R. Nithya Agnes	Assistant Professor	383
5	Mr. D. Arul Asir Abraham	Assistant Professor	368
6	Mrs. Priscilla Koilpillai	Assistant Professor	270
7	Mrs. J. Ruby Jemima	Assistant Professor	101.4
8	Mrs. C. Stella Rani	Assistant Professor	276.3
9	Mrs. E. Christy Jerin	Assistant Professor	299.4
10	Mrs. K. Uma Maheswari	Assistant Professor	122
11	Mrs. G. Gomathi Sankari	Assistant Professor	305

7. Students' Profile

Students' Statistics for the year 2014-2015

The students are admitted on each course based on the Government schemes of reservation.

The community wise student's statistics are given below:

S. NO	COURSE	OTHER THAN MINORITY																Minority		Total		Total
		SC		SCA		ST		BC		DNC		MBC		BCM		OC						
		M	F	M	F	M	F	M	F	M	F	M	F	M	F	M	F	M	F	M	F	
1	B.Sc. PHYSICS	1	3	0	0	1	0	6	9	2	4	3	1	0	0	3	1	9	5	25	23	48
2	M.Sc. PHYSICS	0	2	0	0	0	0	0	2	0	0	0	3	0	0	0	0	1	1	1	8	9
3	M.Phil. PHYSICS	0	0	0	0	0	0	1	0	0	0	0	1	1	0	0	1	1	0	3	2	5

List of the student representatives

Course	Name of student representative
I B.Sc.	V. ADHITHYAN
II B.Sc.	K. SUBASH
III B.Sc.	K. ARUN
I M.Sc.	M. BALAVIDHYA
II M.Sc.	D. SMILEY JEBA RANJINI

List of Ongoing Scholars under Supervisor

S. No.	Name of the Scholar with Register Number	Name of the Supervisor	Full Time / Part Time	Date of Commencement
1.	Mrs. D. Priscilla Koilpillai	Dr. S. JOHN KENNADY VETHANATHAN	Part Time	09.05.2015
2.	Mrs. S. Karpagavalli	Dr. S. JOHN KENNADY VETHANATHAN	Part Time	23.02.2015
3.	Mrs. A. Suganthi	Dr. S. JOHN KENNADY VETHANATHAN	Part Time	23.02.2015

Students' Achievements

Awards for Studies

S. No	Name	Rank in MS University	Year	Course
1.	M. Mahiban Melief	Fourteen	2014-2015	B.Sc.

Placement Details

Programme Name	Batch	Number of students passed in final year examination	Number of students enrolled into higher education	Number of students placed in jobs
B.Sc.	2012 - 2015	15	4	10
M.Sc.	2013 - 2015	3	-	-
M. Phil.	2014 - 2015	3	1	1

8. Curriculum

UG Programme Structure

Semester	Course code	Course Name	IM	EM	TM	H	C
I	GMPH11	Properties of Matter and Oscillation	25	75	100	4	4
	GMPH12	Optics	25	75	100	4	4
	GEVSII	Environmental Studies	25	75	100	2	2
			75	150	300	10	10
II	GMPH21	Mechanics and Relativity	25	75	100	4	4
	GMPH22	Thermal Physics	25	75	100	4	4
	GVBE21	Value Based Education	25	75	100	2	2
	GMPHP1	Major Physics Practical	40	60	100	2	2
			115	285	400	12	12
III	GMPH31	Electricity and Magnetism	25	75	100	4	4
	GSPH3A	SBS-Maintenance of Electrical Equipment	25	75	100	4	4
	GSEAL1	Extension activity			100		1
			50	150	300	8	9
IV	GMPH41	C ++	25	75	100	4	4
	GSPH4A	SBS-Maintenance of Electronics Equipment	25	75	100	4	4
	GMPHP2	Major Physics Practical-II	25	75	100	2	2
				75	150	300	10
V	GMPH51	Atomic Physics	25	75	100		4
	GMPH52	Basic Electronics	25	75	100		4
	GMPH5B	Quantum Mechanics	25	75	100		5

	GMPH5C	Solid State Physics	25	75	100		5
	GCSB5A	Personality Development	25	75	100		4
			125	375	500		22
VI	GMPH61	Nuclear Physics	25	75	100		4
	GMPH62	Spectroscopy	25	75	100		4
	GMPH63	Digital Electronics	25	75	100		4
	GMPH6A	Statistical Mechanics	25	75	100		5
	GMPHP3	Non-Electronics Practical	40	60	100		4
	GMPHP4	Electronics Practical	40	60	100		4
	GMPHP5	C++ Practical	40	60	100		4
			220	410	700		29

IM – Internal Marks, EM – External Marks, TM – Total Marks, H – Hours/week, C – Credits.

PG Programme Structure

M.Sc. Programme Structure

Sem	Code	Subject Name	L	T	P	O	IM	SM	TM	CD
I	HPHM11	Classical Mechanics	5	1			25	75	100	5
	HPHM12	Mathematical Physics – I	5	1			25	75	100	5
	HPHM13	Electronic Devices	5	1			25	75	100	5
	HPHE12	Opto Electronics	5	1			25	75	100	4
	HPHL21	Practical 1 Physics 1			6		50	50	100	3
			20	4	6	0	150	350	530	22
II	HPHM21	Mathematical Physics II	5	1			25	75	100	5
	HPHM22	Solid State Physics	5	1			25	75	100	5
	HPHM23	Microprocessor and Microcontroller	5	1			25	75	100	5
	HPHE22	Communication Electronics	5	1			25	75	100	4
	HPHL22	Practical 2 Electronics			6		50	50	100	3
			20	4	6	0	150	350	530	22
III	HPHM31	Quantum Mechanics I	5	1			25	75	100	5
	HPHM32	Solid State Physics	5	1			25	75	100	5

	HPHM33	Statistical Mechanics	5	1			25	75	100	5
	HPHP31	Project	5	1			100	100	200	4
	HPHL41	Practical 3 Physics II			6		50	50	100	4
			20	4	6	0	225	325	580	23
IV	HPHM41	Quantum Mechanics II	5	1			25	75	100	5
	HPHM42	Molecular Spectroscopy	5	1			25	75	100	5
	HPHM43	Nuclear and Particle Physics	5	1			25	75	100	5
	HPHE42	Physics of Nano Materials	5	1			25	75	100	4
	HPHL42	Practical 4 Computer Programming C++ & Microprocessor			6		50	50	100	4
			20	4	6	0	150	350	530	23

M.Phil. Programme Structure

I	HPHC11	Research Methodology	4	1	0	5	50	50	100	
	HPHC12	Advanced Physics	4	1	0	5	50	50	100	
II	HPHO11	Material Science	4	1	0	5	50	50	100	
	HPHO12	Space Physics	4	1	0	5	50	50	100	
	HPHO13	Nano Materials	4	1	0	5	50	50	100	
	HPHO14	Geo Physics	4	1	0	5	50	50	100	
		Project	4	1	0	9	100	100	200	
			16	4	0	24	250	250	500	

Note: *L-Lecture, T-Tutorial, P-Practical, O-Others, IM-Internal Marks, SM-Semester Mark, TM- Total Marks, CD-Credit*

Course Evaluation Pattern

This program is under Choice Based Credit System of the University. Each paper is evaluated for 100 marks with Internal 25 marks and External 75 marks. The duration of the examination is 1 hour for internal assessment test and 3 hours for external examination.

The pattern for internal assessment and the external examination are as follows:

For UG courses

Internal Evaluation Pattern		External Evaluation Pattern		Practical Evaluation Pattern
Average of Best of two from three internal assessment test	20	Section A (10x1=10)	10	Internal: 50
		Section B (5x5=25)	25	External: 50
Assignments/Seminars	05	Section C (5x8=40)	40	Total Marks: 100
Total Marks	25	Total	75	

For PG and M.Phil. Courses

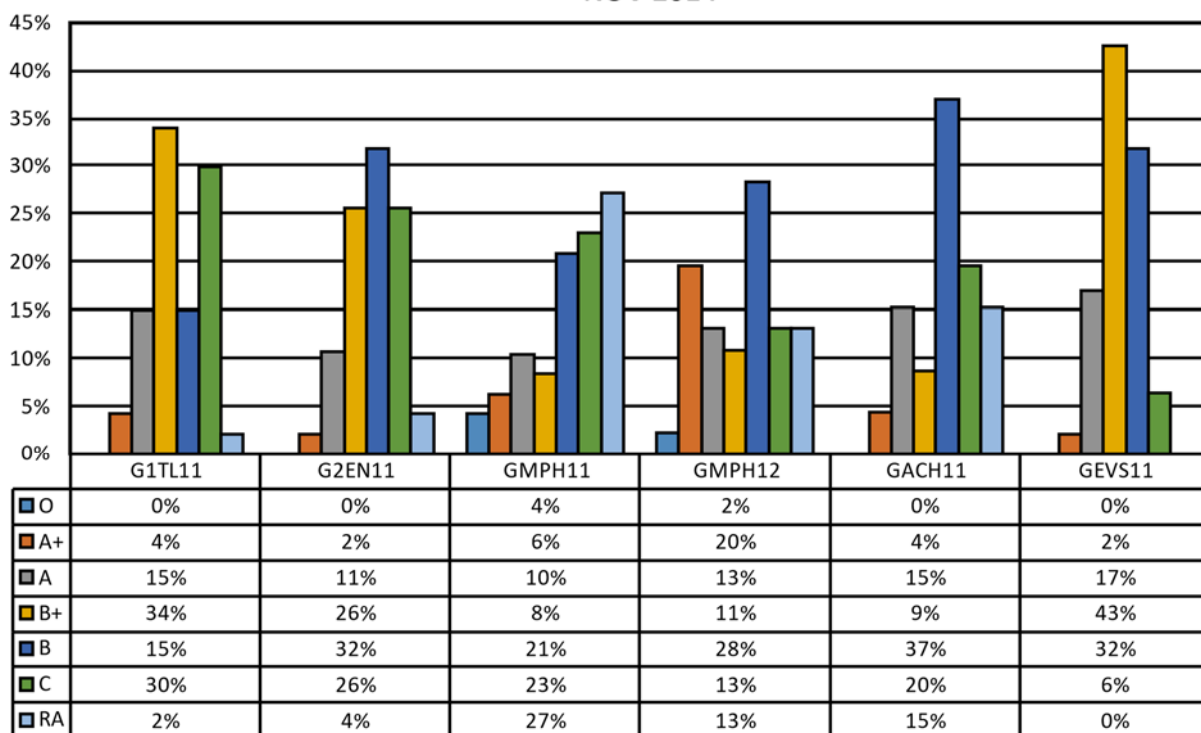
Internal Evaluation Pattern		External Evaluation Pattern		Practical Evaluation Pattern
Two CA Tests	15	Section A (10x1=10)	10	Internal: 50
Paper Work	05	Section B (5x5=25)	25	External: 50
Assignments/Seminars	05	Section C (5x8=40)	40	Total Marks: 100
Total Marks	25	Total	75	

Result Analysis

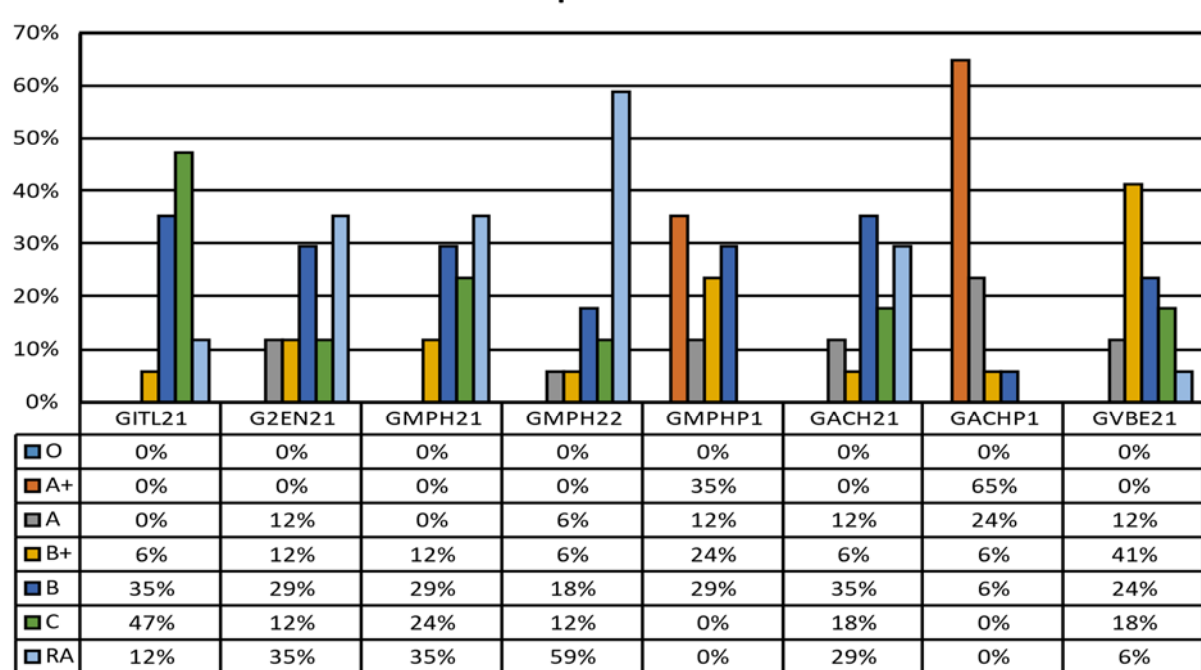
External examinations are conducted by Manonmaniam Sundaranar University and the corresponding results are declared after evaluation. The subject-wise result analysis is made by course instructors which will be helpful to understand the quality of classroom teaching and observation about each course.

The analysis of the result for April 2014 and November 2015 University examinations are represented graphically.

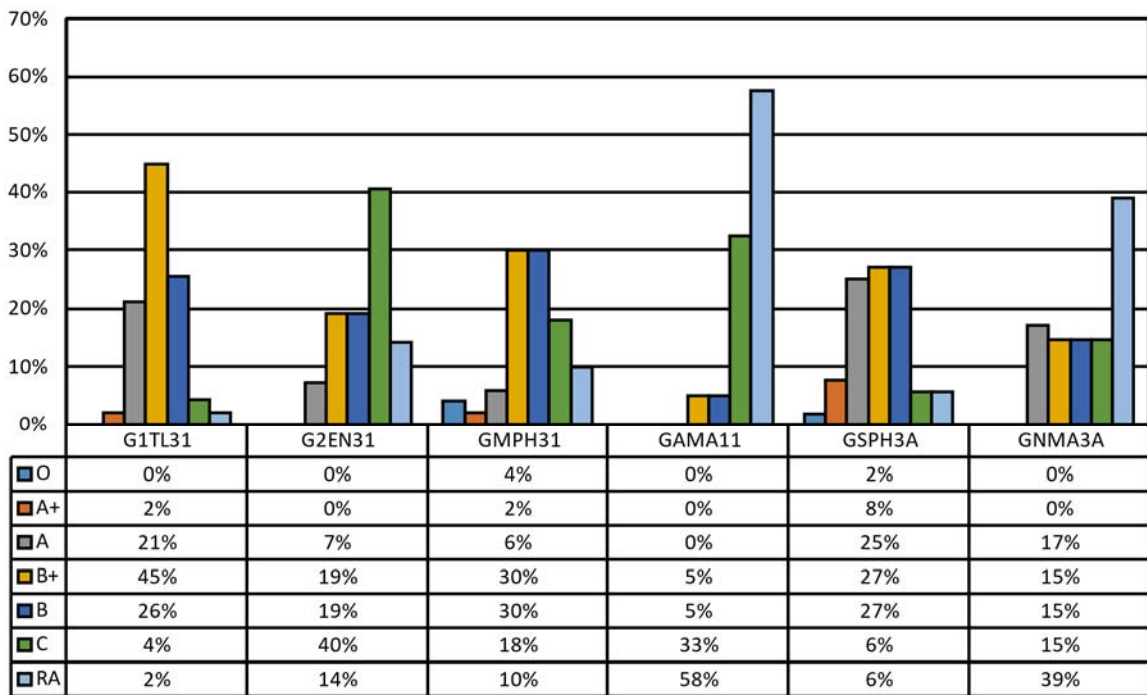
**RESULT ANALYSIS
B.Sc PHYSICS - SEMESTER I
NOV 2014**



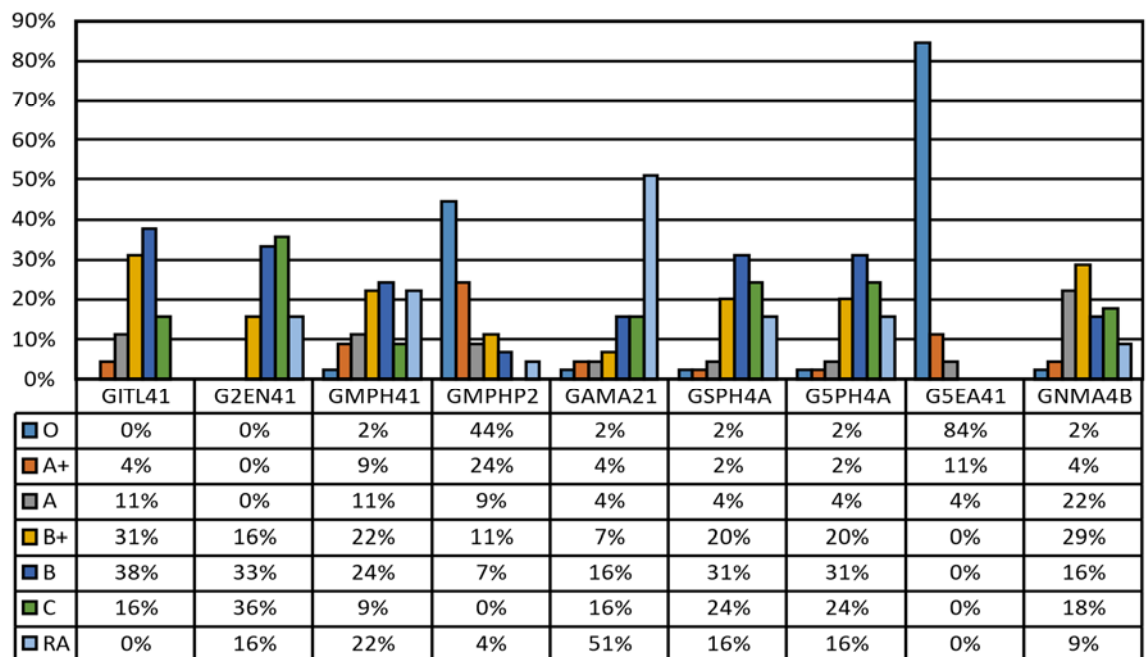
**RESULT ANALYSIS
B.Sc PHYSICS - SEMESTER II
Apr 2015**



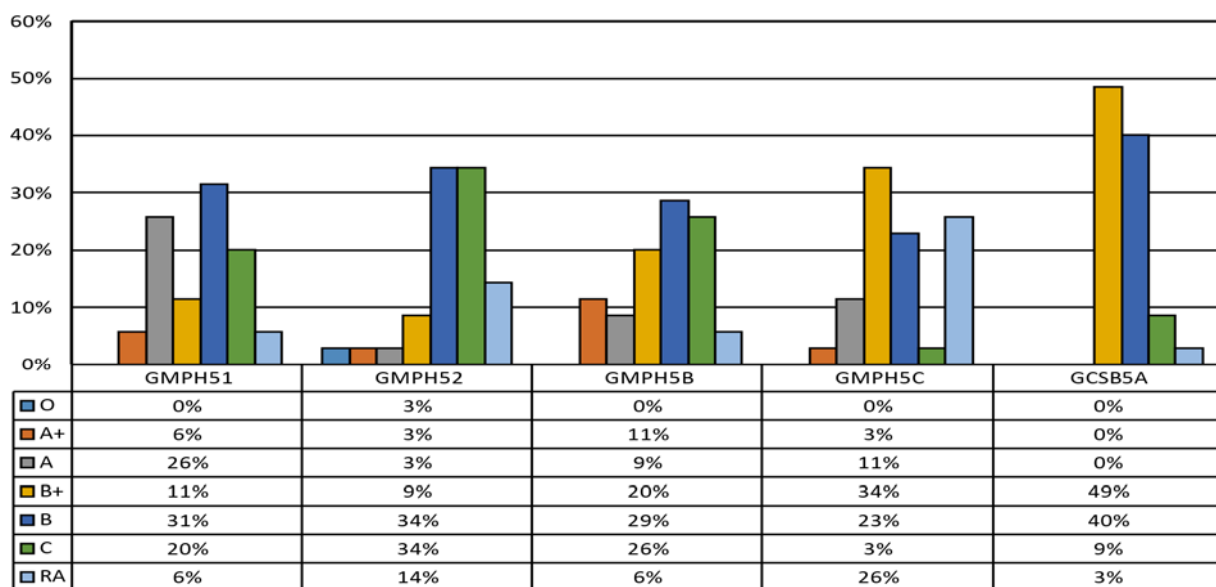
**RESULT ANALYSIS
B.Sc PHYSICS - SEMESTER III
NOV 2014**



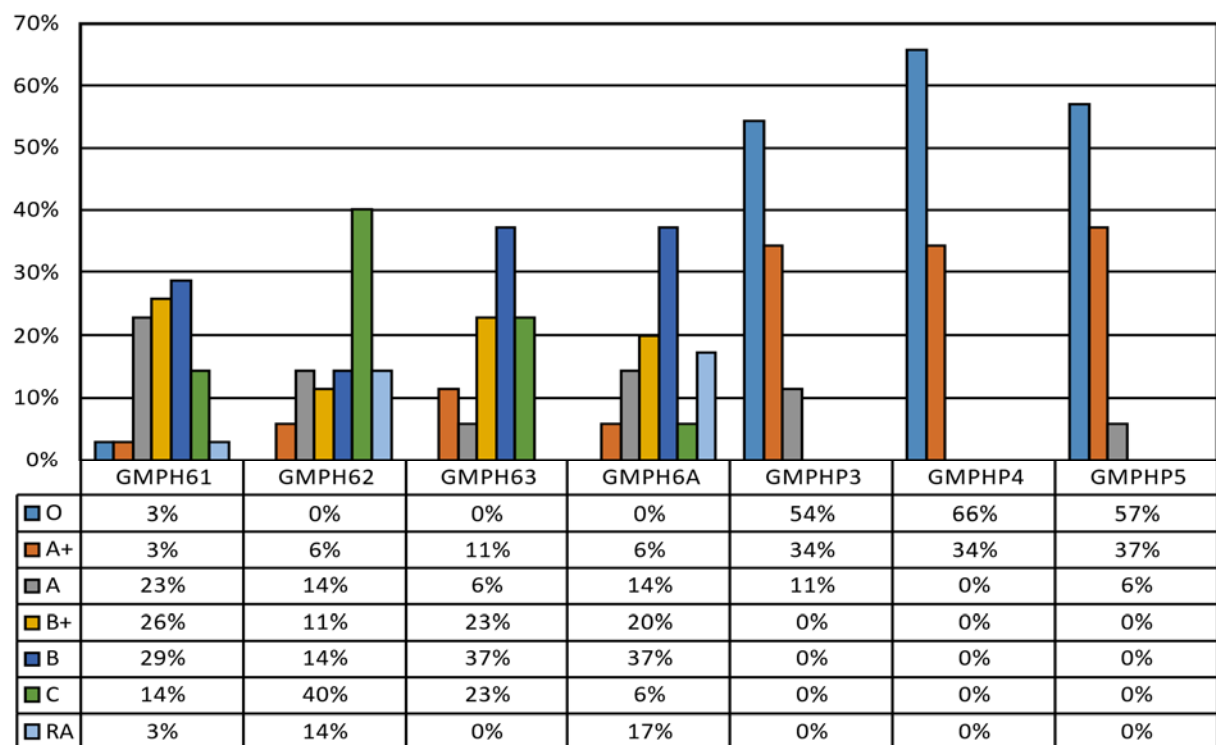
**RESULT ANALYSIS
B.Sc PHYSICS - SEMESTER IV
APR 2015**



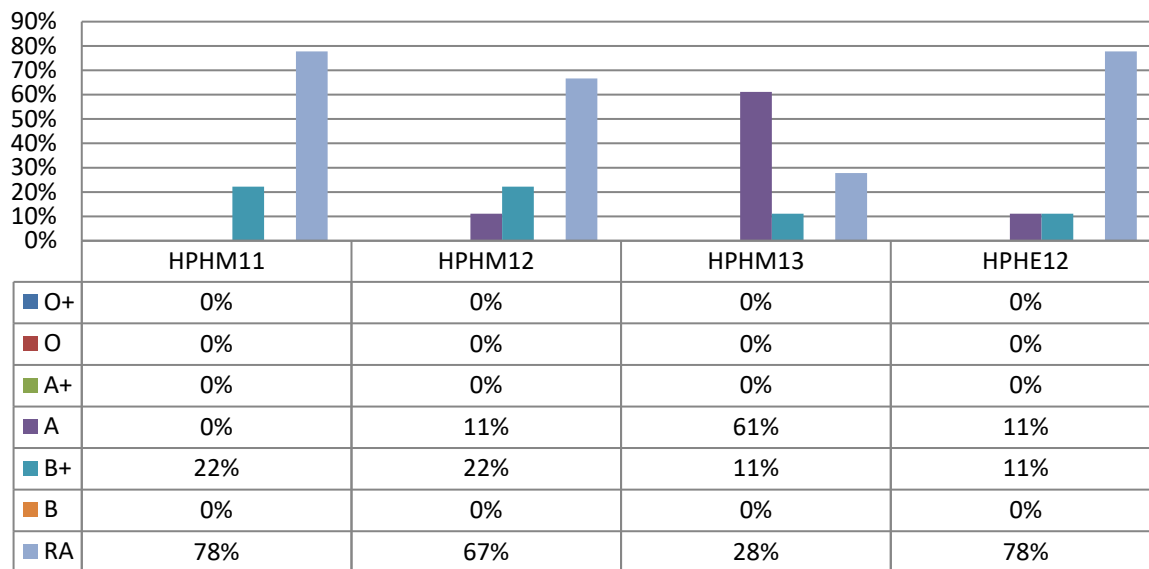
**RESULT ANALYSIS
B.Sc PHYSICS - SEMESTER V
NOV 2014**



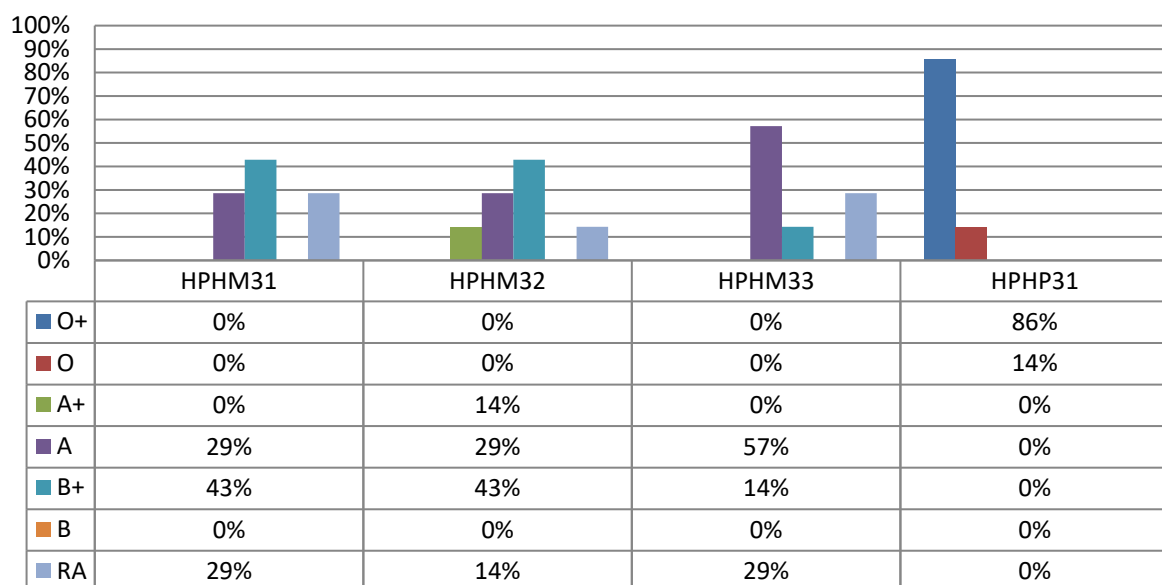
**RESULT ANALYSIS
B.Sc PHYSICS - SEMESTER VI
APR 2015**



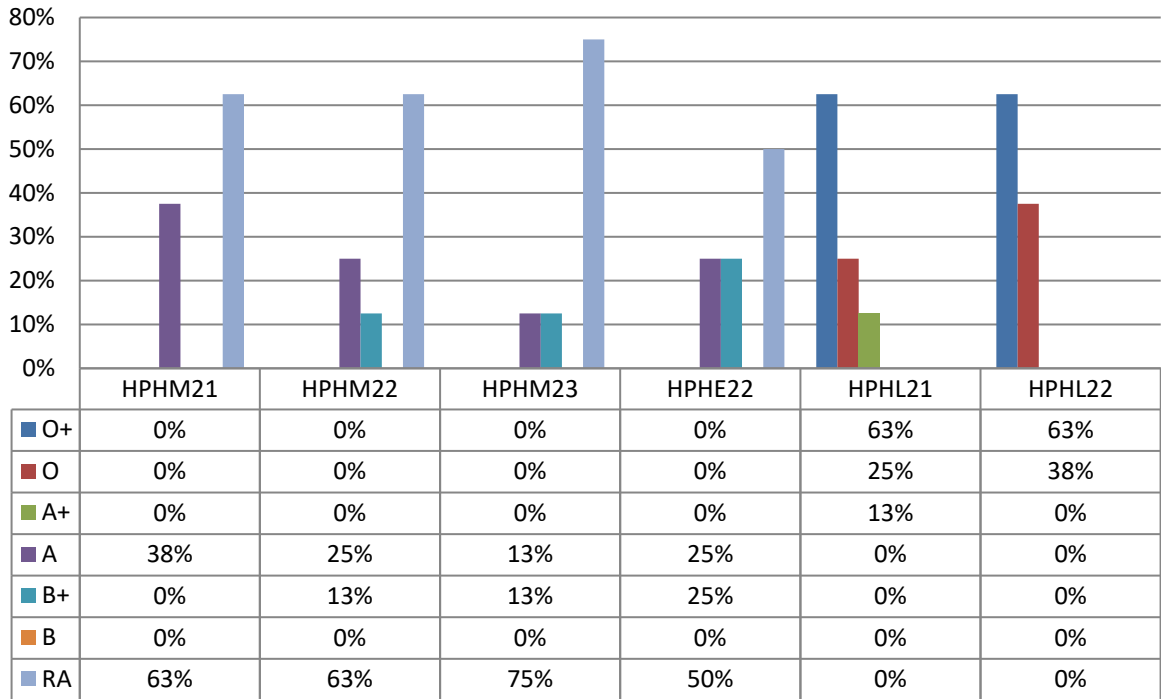
RESULT ANALYSIS
M.Sc PHYSICS - SEMESTER I
Nov 2014



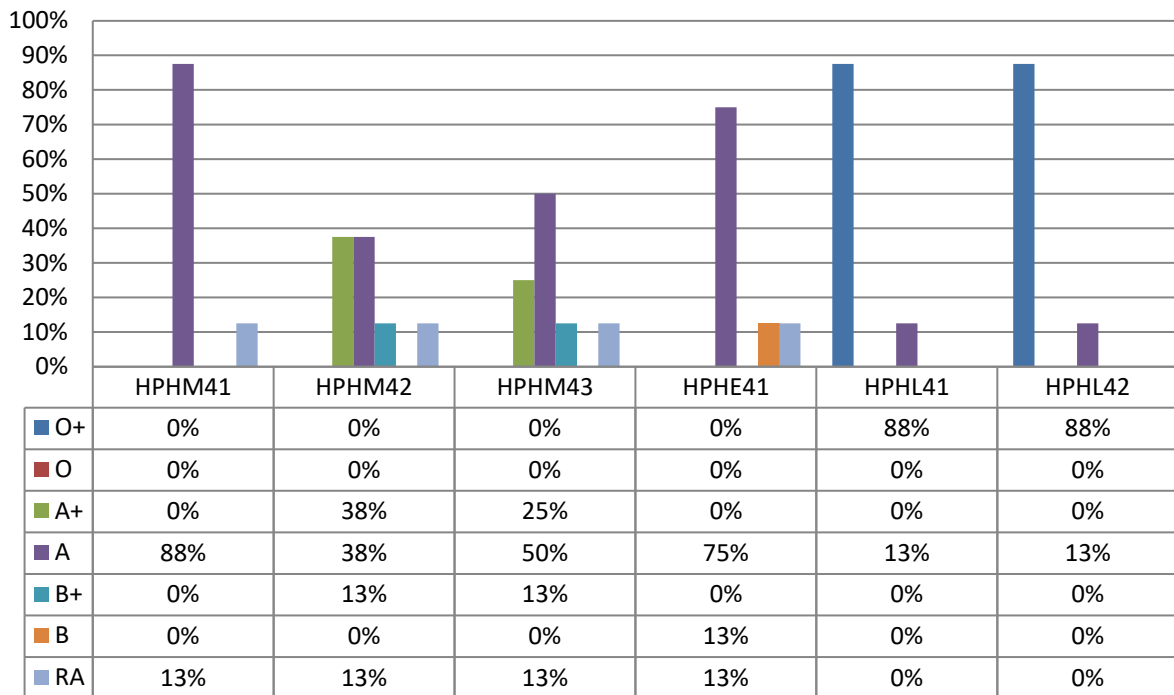
RESULT ANALYSIS
M.Sc PHYSICS - SEMESTER III
Nov 2014



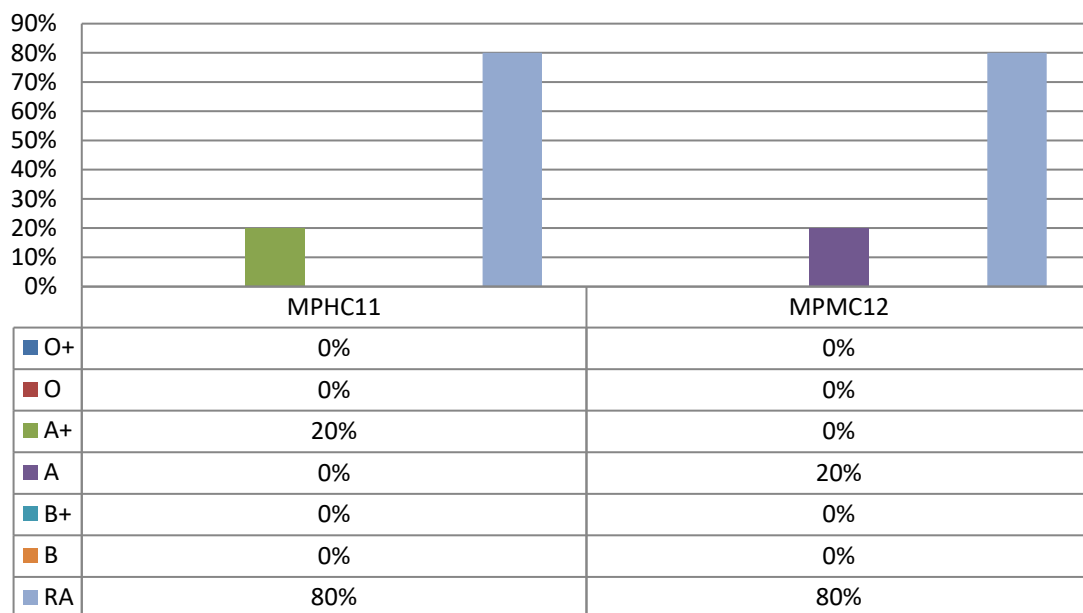
RESULT ANALYSIS
M.Sc. PHYSICS - SEMESTER II
Apr - 2015



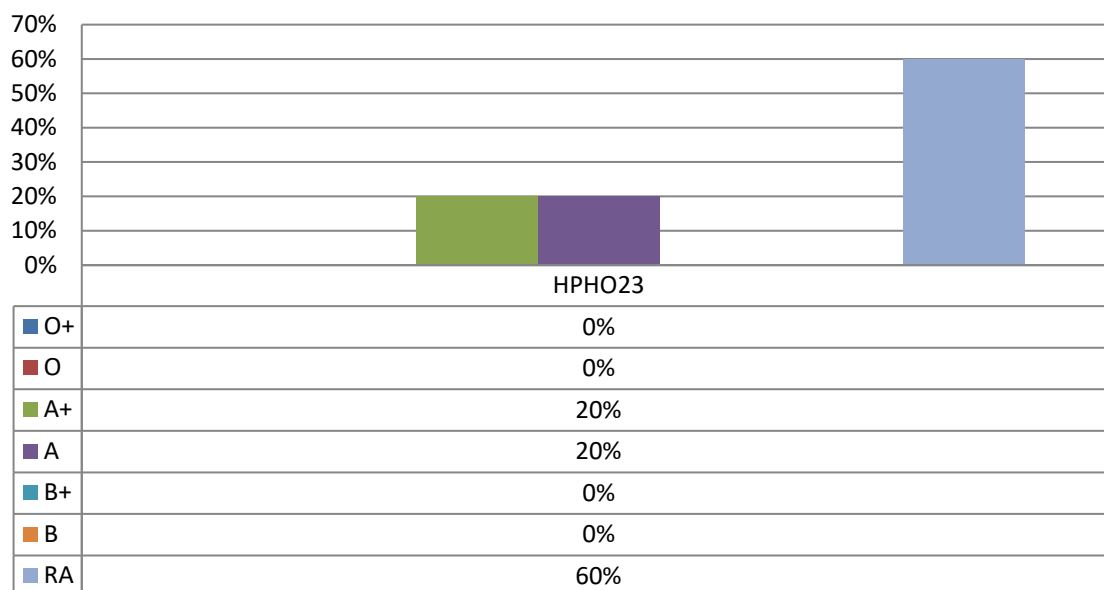
RESULT ANALYSIS
M.Sc. PHYSICS SEMESTER IV
Apr - 2015



RESULT ANALYSIS
M.Phil. PHYSICS - SEMESTER I
Nov 2014



RESULT ANALYSIS
M.Phil. PHYSICS- SEMESTER II
Apr - 2015



The details of outgoing students who appeared as well as passed in the April 2015 University examinations are given in the following table.

Programme Name	Batch	Number of students appeared in the final year examination	Number of students passed in final year examination	Pass Percentage
B.Sc.	2012–2015	35	15	43%
M.Sc.	2013-2015	9	5	46%
M.Phil.	2014-2015	5	2	40%

Infrastructural Facilities

- Well ventilated Class Rooms
- Wi-Fi enabled Secured Block
- RO Water Facility
- Library Room
- Computer Lab
- LCD Projector

9. Outcome

Outcome of the students' meeting

- Students are satisfied with the infrastructure.
- The rules and regulations of the department were appreciated.
- Students appreciated the Carrier Oriented Course on 'Energy Science'.
- Students are impressed with the Quiz-club and the Electronics Club activities.
- Students are satisfied with the curriculum and syllabus.
- They feel that the Staff of the department have expertise and enough experience in handling theory and practical classes professionally.
- PG students requested access to Digital Library.
- Students asked for the Library to be kept open longer.
- The PG students feel that they have a very little opportunity to participate in extra-curricular activities.

- They feel that the Wi-fi bandwidth is not sufficient.
- They feel that the plug points for charging laptops is not adequate in classrooms.
- They feel that more importance should be given to the communication and soft skills.
- They expect generator connection to be given to the Lab as frequent power cut disturbs the flow of experimentation during practical sessions.
- They feel that separate room EIC project work may be useful.

Outcome of the Faculty meeting

- They feel very proud to serve at this institution.
- They feel satisfied with the salary package.
- EPF contribution was also appreciated.
- Friendly and professional academic environment created by the HOD was well appreciated.

10. Overall assessment

- The usage of LCD projector for class room teaching is found very effective.
- The evaluation process followed in the laboratory is good.
- Uniform for students is a good practice.
- The Carrier Oriented programme on ‘Energy Science’ is having a good impact on the outcome of the students.
- Number of copies of Text books in the library is sufficient.
- Wi-fi bandwidth is low.
- Website of the College is not updated.
- Publications and participations in FDP, seminars, conferences and workshops by faculty members are minimal.
- Placement activities and placement related training are good.
- Placements in MNC are less.






11. Suggestions

- The textbooks in the Library may be updated.
- More Indexed journals at least Scopus indexed to be subscribed.
- Publications and participations in FDP, seminars, conferences and workshops by faculty members are to be increased.
- Incentives may be given to the faculty by the management for publishing papers and producing 100% results.
- External funded research projects are to be taken up by the faculty members.
- Students may be asked to write job oriented online exams (litmus, brain bench etc.,) for better placements.
- Since the time frame of 90 days for first semester is not met, the completion of prescribed Semester Practical is found to be difficult. So it may be shifted to another semester.
- Programming Languages like java and .net may be given as an elective both in theory and practical.
- Syllabus for Research domain and self-learning courses may be clearly defined and it may include more areas.
- Lab credits may be reduced from 4 to 2 or 3 for P.G.
- Uniform distribution of number of theories and practical has to be followed in all the semesters.
- Importance has to be given for communication and soft skills classes.

Conclusion

- Fundamental rules and regulations followed by the college management and department staff members are very good.
- Basic amenities and infrastructure in the college and the department is very good.
- Library facility is very good and there is a vast scope for the academic development of the students.
- Faculty members are well experienced, qualified and talented.

Signature of the Academic Panel Members

<p>Chair Person Dr. M. Daniel Sweetlin Head, UG and Research Department of Physics, St. John's College, Palayamkottai Tirunelveli- 627002 Tamil Nadu.</p>	 Dr. M. DANIEL SWEETLIN M.Sc., M.Phil., J. Ed., PGDCA., Ph.D., Head of the Department of Physics St. John's College Palayamkottai - 627 002.
<p>Co-Ordinator Mrs. J. Ruby Jemima Head, PG Department of Physics St. John's College, Palayamkottai Tirunelveli- 627002, Tamil Nadu.</p>	 Department of Physics (PG) St. John's College Palayamkottai - 627 002
<p>Subject Expert -1 Dr. M. P. Rameela Assistant Professor, Department of Physics Sarah Tucker College (Autonomous) Tirunelveli- 627007 Tamilnadu Mobile: 9486680821</p>	 Dr.M.P.Rameela Assistant Professor of Physics Sarah Tucker College Tirunelveli - 627 002
<p>Subject Expert – 2 Dr. M. Nagarajan Associate Professor, Department of Physics VOC College, Thoothukudi -628008 Tamilnadu Mobile: 9443114403</p>	 Dr. M. NAGARAJAN M.Sc., M.Phil., Ph.D. Associate Professor of Physics V.O.Chidambaram College Thoothukudi - 628 008
<p>Industry Expert: Mr. N. Subramanian Proprietor Supriya Motor Industries 7C, Sivalaperi Road Tirunelveli -627 002. Mobile: +91 8850775803</p>	 Ph : 2577997, 4000997 SUPRIYAA PUMPS 7, SEEVALAPERI ROAD, TIRUNELVELI - 627 002.


IQAC Coordinator

IQAC CO-ORDINATOR
ST. JOHN'S COLLEGE
PALAYAMKOTTAI


Principal

PRINCIPAL
ST. JOHN'S COLLEGE
PALAYAMKOTTAI - 627 002.



**ST. JOHN'S COLLEGE PALAYAMKOTTAI
TIRUNELVELI – 627 002**

sjc1878@stjohnscollege.edu.in, www.stjohnscollege.edu.in



Annual Academic Audit Report

2014-15

Department of Chemistry

28th & 29th August 2015

Table of Contents

1. Introduction.....	2
2. Objectives of Academic Auditing:	2
3. Academic Audit Panel Members	2
4. Schedule of the Annual Academic Audit	4
5. Department Profile.....	5
5.1 About the Department	5
5.2 Best Practices of the Department:	6
5.3 Infrastructure in the Department	6
5.4 Department Library Facilities	6
6. Faculty Profile.....	6
6.1 List of the Faculty members in Aided and Un - Aided stream	7
6.2 Research and Consultancy	8
6.3 List of the Faculty members, based on API score	8
7. Students' Profile	9
7.1 Student's Statistics for the year 2014-2015	9
7.2 List of the student representatives	9
7.3 List of Ongoing Scholars under Supervisor.....	10
7.4 Placement Details	10
8. Curriculum	10
8.1 UG Programme Structure	12
8.2 PG Programme Structure	12
8.3 M.Phil. Programme Structure	12
8.4 Course Evaluation Pattern	13
8.5 Result Analysis	13
9. Outcome.....	18
10. Overall assessment.....	19
11. Suggestions	19
12. Signature of the Academic Audit Panel Members.....	20

1. Introduction

The process of Academic Auditing intends to monitor and enhance the quality of science education through proper guidelines for both teaching faculty and students, so as to ensure qualified students/researchers passing out from the department. It presents the objectives of academic auditing, the process of internal and external evaluation of courses, major/mini projects, seminars, overall discipline and academic functioning of the department, duties and responsibilities of faculty members, research and consultancy and class/course committees. The Annual Academic Audit of the Department was conducted on 28th and 29th August 2015.

2. Objectives of Academic Auditing:

- (i) To define quality of each component of the functionalities.
- (ii) To define effectiveness of teaching – learning process.
- (iii) To devise methodology to confirm maximum output from faculty members as well as students.
- (iv) To ensure academic accountability and quality of technical education through proper guidelines for both teaching faculty and students/researchers.

3. Academic Audit Panel Members

The Name, Designation and Address of Academic Audit Experts are given in detail:

Chair Person

Dr. P. Muthuselvan,
Associate Professor of Chemistry,
St. John's College,
Palayamkottai - 627 002, Tamil Nadu.
Mobile: 9944107638,
E-mail id: jackmuthu@gmail.com

Co-ordinator

Mr. D. Jim Livingston,
Assistant Professor of Chemistry,
St. John's College,
Palayamkottai 627 002, Tamil Nadu.
Mob.: 9994704580,
E-mail id: jenyjim@gmail.com

Subject Expert -1

M. Sheik Muhideen Badhusha
Assistant Professor,
Dept. of Chemistry,
Sadakathullah Appa College,
Palayamkottai
Mobile No: 9443670578
E mail: drbadhunano@gmail.com

Subject Expert - 2

Dr. N. Banumathi
Assistant Professor of Chemistry,
Rani Anna Govt College for Women,
Tirunelveli,
Mobile No: 9944452262

Industry Expert:

K. Manikandavel,
Quality Manager,
Saraf Trading Corporation PVT Ltd.,
Tuticorin
Mobile: 9003287779

4. Schedule of the Annual Academic Audit

DAY 1 (28th August 2015)	
Timing	Activity
10:00 AM – 10:30 AM	Meeting of the Panel with the Principal and IQAC coordinator in Principal's Office along with the Head of Chemistry.
10:30 AM – 11:15 AM	Department overall presentation in the Department along with IQAC coordinator and the Panel
11:15 AM – 11:30 AM	Tea Break
11:30 AM – 11:50 AM	Meeting the UG students in aided stream
11:50 AM – 12:10 PM	Meeting the PG students in un-aided stream
12:10 PM – 12:30 PM	Meeting the student representatives of UG and PG classes in aided and un-aided stream
12:30 PM – 01:00 PM	Meeting the M.Phil. research scholars
01:00 PM – 02:00 PM	Lunch Break
02:20 PM – 02:40 PM	Meeting the Staff in aided stream
02:40 PM – 03:10 PM	Meeting the staff in Un-aided stream
03:10 PM – 03:30 PM	Tea Break
03:30 PM – 04:00PM	Discussion with the student representatives
DAY 2 (29st August 2015)	
Timing	Activity
10:00 AM – 10:30 AM	Entry Meeting of the Panel in the Department
11:00 AM – 11:30 AM	Visiting the Infrastructure
11:30 AM – 12:30 PM	Verifying the Audit Report and the Support Evidences
12:30 PM – 01:30 PM	Lunch Break
01:30 PM – 02:30 PM	Verifying the Audit Report and the Support Evidences
02:30 PM – 04:00 PM	Preparation of the Annual Audit Report
04:00 PM – 04:30 PM	Exit Meeting with the Principal and IQAC coordinator in Principal's Office

5. Department Profile

5.1 About the Department

The UG Department of Chemistry came into existence in 1945 at the intermediate level; Prof. M.V. John was the head of the department. B.Sc. degree course was introduced in 1957 and the first Head of the department was Prof. D.J. Sathiyathan, and the Golden Jubilee of our department was celebrated during the academic year 2006 – 2007. The Department has been guided by competent, honest, selfless and committed heads in the following order, Prof. D.J. Sathianathan, Prof. T. Thirumalai, Prof. S. Sivasubramanian, Prof. M. Walker Jothi, Dr. S. Theodore David and Dr. D. Seenikumar. At present, Prof. P. Muthuselvan is the head of the U.G Chemistry department.

The Post Graduate Department of Chemistry was started in 2009 by the efforts of Dr. S. Theodore David Manickam and the then secretary Dr. D. Seenikumar Selvanayagam to produce Post graduates to cater the needs of human resource required in Industries, National laboratories, R & D Labs, Pharmaceutical companies and Higher Education Institutes in India and abroad. At 2011, M. Phil course in Chemistry was introduced. There are 5 Staff Members involved in teaching. About 250 Students have been graduated in our department. The Department houses 2 Laboratories, 1 Store-room, 3 Classrooms and 1 Staff-room. The Students of PG Chemistry conveniently use the Department Library shelved with very recent books in many fields of Chemistry. The Department has published more than 10 research papers in Chemistry Journals of National and International repute. The department follows the co-education pattern and vigorously engages in teaching, research and co-curricular activities to boost up and build careers of the students. Pass out students have been settled in various scientific organizations in India and abroad which indicates the global acceptance of our department.

5.2 Best Practices of the Department:

1. For the students, By the students.
2. Constructing the character.

5.3 Infrastructure in the Department

S. No.	Items	Verification (Yes/No)	Comments
1	No. of class rooms	Yes	5
2	No. of laboratories	Yes	2
3	Computers for teachers	Yes	Available
4	Computers for students & scholars	Yes	Available
5	Internet access and related software	Yes	Available
6	Uninterrupted Power Supply	Yes	Available
7	Water Supply	Yes	Available

5.4 Department Library Facilities

Area in sq. Ft.	Total No. of Books Available	Total No. of Journals Available	Total No. of Computer Systems with Internet Facilities
3420	917	-	2

6. Faculty Profile

Faculty Strength	Total Staff – 12 Men – 6 Women – 6
Qualification	Ph.D. – 2 NET – 01 SET – 02

6.1 List of the Faculty members in Aided stream

S. No.	Name of the Staff	Qualification	Designation and Responsibilities	Date of Joining	Area of Specialisation
1	Dr. P. Muthuselvan	M.Sc., M.Ed., M.Phil. Ph.D.	Head and Associate Professor	15/03/2000	Chemistry
2	Mrs. T.P. Evangelin Maribah	M.Sc., SLET	Assistant Professor	21/03/2001	Chemistry
3	Mr. P. Rajesh Ananthaselvan	M.Sc., M.E., NET.,	Assistant Professor, Bursar	30/08/2006	Chemistry
4	Mrs. J. Betsy Rathnabai	M.Sc., M.Phil., M.Ed.,	Assistant Professor	29/05/2009	Chemistry
5	Mrs. S. Hilda Mabel	M.Sc., M.Phil., M.Ed.,	Assistant Professor	29/05/2009	Chemistry
6	Dr. J. Winfred Jebaraj	M.Sc., M.Phil, Ph.D.	Assistant Professor	21/03/2014	Chemistry
7	Mr. D. Jim Livingston	M.Sc., M.Phil. SET	Assistant Professor	23/04/2014	Chemistry

6.1 List of the Faculty members in Un - Aided stream

S. No.	Name of the Staff	Qualification	Designation and Responsibilities	Date of Joining	Area of Specialisation
1	Dr. S. Asha Jebamary	M.Sc.,M.Phil., Ph.D	Assistant Professor & Head	01/08/2009	Inorganic Chemistry
2	Ms. M. Seethalakshmi	M.Sc.,M.Phil.,	Assistant Professor	20/06/2010	Organic Chemistry
3	Mr. S. Daniel Abraham	M.Sc.,	Assistant Professor	01/7/2010	Physical Chemistry
4	Mrs. R. Biju Bennie	M.Sc., M.Phil.,	Assistant Professor	06/12/2010	Physical Chemistry
5	Mr. C. Joel	M.Sc., M.Phil.,	Assistant Professor	08/12/2011	Inorganic Chemistry

6.2 Research and Consultancy

1. Design, synthesis and spectral characterisation of novel acyclic ligand and their transition metal complexes as selective DNA binding agents, Der Pharma Chemica, 2014, 6(4):244-254 (ISSN 0975-413X).
2. Studies on binding affinities of phenylalanine based Schiff base metal complexes on bovine serum albumin, Der Pharma Chemica, 2014, 6(5):343-352. (ISSN 0975-413X).
3. Synthesis, Structural Investigation and DNA Binding mode of Biologically Active Transition Metal Complexes of Novel Tetradentate macroacyclic ligand, International Journal of Inorganic and Bioinorganic Chemistry 2014; 4(4): 52-60. (ISSN 2249-8540).

6.3 List of the Faculty members, based on API score

S. No.	Name of the Faculty	Designation	API Score
1	Dr. P. Muthuselvan	Associate Professor & Head	503.7
2	Mrs. T.P. Evangelin Maribah	Assistant Professor	320.5
3	Mr. P. Rajesh Ananthaselvan	Assistant Professor	600.5
4	Mrs. J. Betsy Rathnabai	Assistant Professor	233.5
5	Mrs. S. Hilda Mabel	Assistant Professor	107.3
6	Dr. J. Winfred Jebaraj	Assistant Professor	
7	Mr. D. Jim Livingston	Assistant Professor	113.5
8	Dr. S. Asha Jebamary	Assistant Professor & Head	124.1
9	Ms. M. Seethalakshmi	Assistant Professor	135.4
10	Mr. S. Daniel Abraham	Assistant Professor	180.2
11	Mrs. R. Biju Bennie	Assistant Professor	228.6
12	Mr. C. Joel	Assistant Professor	183.6

7. Students' Profile

7.1 Student's Statistics for the year 2014-2015

The students are admitted on each course based on the Government schemes of reservation.

The community wise student's statistics are given below:

ACADEMIC YEAR 2014-2015																			
COURSE	OTHER THAN MINORITY														Minority		Muslim		TOTAL
	SC		SCA		ST		BC		DNC		MBC		OC		M	F	M	F	
	M	F	M	F	M	F	M	F	M	F	M	F	M	F					
I.B.sc chemistry	2	0	0	0	0	2	2	6	0	0	2	2	5	3	15	11	0	0	48
II.B.sc chemistry	2	0	0	0	1	1	6	2	0	0	2	2	4	4	13	11	0	0	48
III.B.sc chemistry	3	0	0	0	0	1	7	4	0	0	1	3	3	4	14	8	0	0	48

Course	SC	ST	OBC	OC	Minority	Total
I M.Sc. (SF)	3	0	3	0	2	8
II M.Sc. (SF)	4	0	14	1	6	25
M.Phil. (S.F)	0	0	4	0	2	6

7.2 List of the student representatives

Course	Name of student representative
I B.Sc.	M. Praven Daniel
II B.Sc.	J.B. Gowthaman
III B.Sc.	N. Israel Raja
I M.Sc. (SF)	Gomathi@Divya
II M.Sc. (SF)	A. Rajalakshmi
M.Phil (SF)	A. Nirmal Paul Raj

7.3 List of Ongoing Scholars under Supervisor

Nil

7.4 Placement Details

Programme Name	Batch	Number of students passed in final year examination	Number of students enrolled into higher education	Number of students placed in jobs
B.Sc.	2012 – 2015	17	7	4
M.Sc. (SF)	2013 – 2015	17	06	11
M.Phil.	2013 – 2014	10	1	8

8. Curriculum

Manonmamiam Sundaranar University has introduced Semester Based Credit and Grading System from the academic year 2011-2012 onwards. As per Semester Based Credit and Grading System, each module of an academic program has been assigned specific credit points and also has ascertain scheme of learner evaluation as well as certain specific criteria defining successful completion. The department follows the guidelines in respect to curricula given Manonmaniam Sundaranar University and its statutory bodies. The syllabus is being revised once in every three years.

The Programme Structure of the B.Sc., M.Sc., and M. Phil., Chemistry are mentioned below.

8.1 UG Programme Structure

Semester	Course code	Course Name	IM	EM	TM	H	C
I	GMCH11	Inorganic Chemistry	25	75	100	4	4
	GMCH21	Physical Chemistry	25	75	100	4	4
	GEVS11	Environmental Studies	25	75	100	2	2
	GAPH11	Allied Physics I	25	75	100	4	4
II	GMCH12	Inorganic Chemistry II	25	75	100	4	4
	GMCH22	Organic Chemistry I	25	75	100	4	4
	GMCHP2	Inorganic Chemistry Practical II	40	60	100	3	3
	GVBE21	Valued Based Education	25	75	100	2	2
	GAPH21	Allied Physics II	25	75	100	4	4
III	GMCH31	Organic Chemistry	25	75	100	4	4
	GSCH3B	Food Chemistry	25	75	100	4	4
	GAMA11	Allied Maths I	25	75	100	4	4
IV	GMCH41	Physical Chemistry II	25	75	100	4	4
	GSCH4B	Chemistry in Medicine	25	75	100	4	4
	GAMA21	Allied Maths II	25	75	100	2	2
	GMCHP2	Inorganic Qual. Analysis	40	60	100	3	3
V	GMCH51	Organic Chemistry III	25	75	100	5	4
	GMCH52	Physical Chemistry III	25	75	100	5	4
	GMCH5A	Polymer Chemistry	25	75	100	4	4
	GMCH5C	Analytical Chemistry	25	75	100	4	4
	GCSB5A	Personality Development	25	75	100	2	2
VI	GMCH62	Organic Chemistry IV	25	75	100	5	4
	GMCH61	Inorganic Chemistry III	25	75	100	4	4
	GMCH63	Physical Chemistry IV	25	75	100	5	4
	GMCH6B	Applied Chemistry	25	75	100	2	2
	GMCHP3	Practical	40	60	100	4	4

IM – Internal Marks, EM – External Marks, TM – Total Marks, H – Hours/week, C – Credits.

8.2 PG Programme Structure

Semester	Course Code	Course Name	IM	EM	H	C
I	PCHM11	Organic Chemistry I	25	75	5	5
	PCHM12	Inorganic Chemistry I	25	75	5	5
	PCHM13	Physical Chemistry I	25	75	5	5
	PCHE11	Advanced Topics I	25	75	4	3
	PCHL11	Organic Chemistry Practicals I	50	50	4	4
	PCHL12	Inorganic Chemistry Practicals I	50	50	4	4
	PCHL13	Physical Chemistry Practicals I	50	50	4	4
II	PCHM21	Organic Chemistry II	25	75	6	5
	PCHM22	Inorganic Chemistry II	25	75	6	5
	PCHM23	Physical Chemistry II	25	75	6	5
	PCHL21	Organic Chemistry Practicals II	50	50	4	4
	PCHL22	Inorganic Chemistry Practicals II	50	50	4	4
	PCHL23	Physical Chemistry Practicals II	50	50	4	4
	PCHE21	Advanced Topics II	25	75	4	3
III	KCHM31	Organic Chemistry III	25	75	5	5
	KCHM32	Inorganic Chemistry III	25	75	5	5
	KCHM33	Physical Chemistry III	25	75	5	5
	KCHL31	Organic Chemistry Practicals III	50	50	4	4
	KCHL32	Inorganic Chemistry Practicals III	50	50	4	4
	KCHL33	Physical Chemistry Practicals III	50	50	4	4
IV	KCHM41	Organic Chemistry IV	25	75	6	5
	KCHM42	Inorganic Chemistry IV	25	75	6	5
	KCHM43	Physical Chemistry IV	25	75	6	5
	KCHL41	Organic Chemistry Practicals IV	50	50	4	4
	KCHL42	Inorganic Chemistry Practicals IV	50	50	4	4
	KCHL43	Physical Chemistry Practicals IV	50	50	4	4
	KCHP41	Project	50	50	6	3

IM – Internal Marks, EM – External Marks, TM – Total Marks, H – Hours/week, C – Credits.

8.3 M.Phil. Programme Structure

Semester	Course code	Course Name	IM	EM	TM	H	C
I	PCHP11	Scientific Research Methodolgy	25	75	100	4	4
	PCHC12	Course work	25	75	100	4	4
II	PCHC21	Review of scientific literature	25	75	100	4	4
	PCHC2D	Project and viva voce	75	75	150	4	4

IM – Internal Marks, EM – External Marks, TM – Total Marks, H – Hours/week, C – Credits.

8.4 Course Evaluation Pattern

This program is under Choice Based Credit System of the University. Each paper is evaluated for 100 marks with Internal 25 marks and External 75 marks. The duration of the examination is 1 hour for internal assessment test and 3 hours for external examination.

The pattern for internal assessment and the external examination are as follows:

For UG courses

Internal Evaluation Pattern		External Evaluation Pattern	
Average of Best of two from three internal assessment test	= 20	Section A (10x1=10)	= 10
		Section B (5x5=25)	= 25
Assignments/Seminars	= 05	Section C (5x8=40)	= 40
Total Marks	= 25	Total	= 75

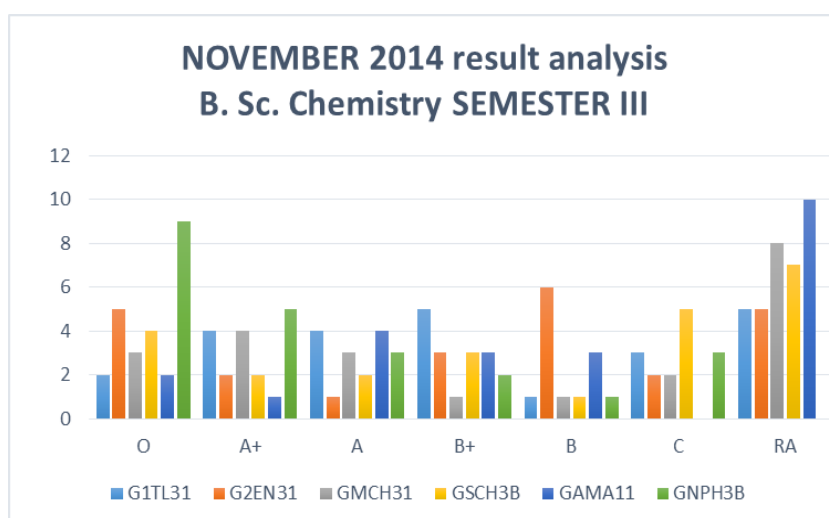
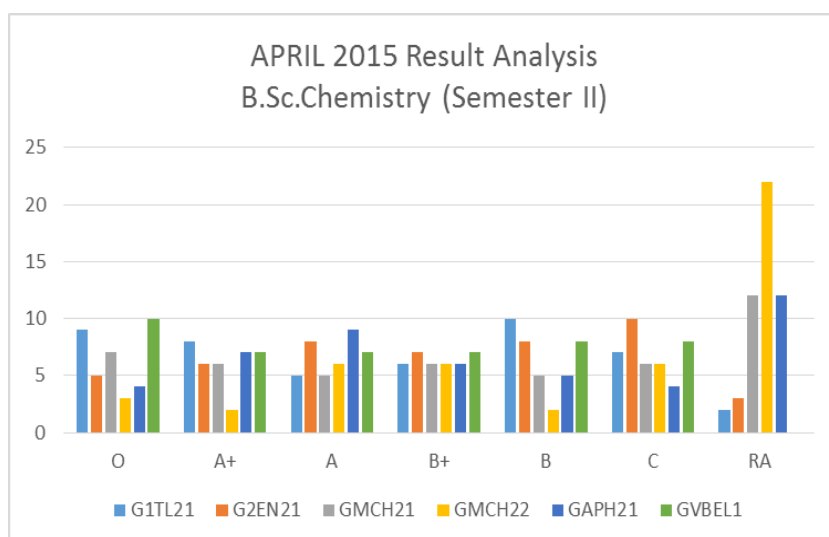
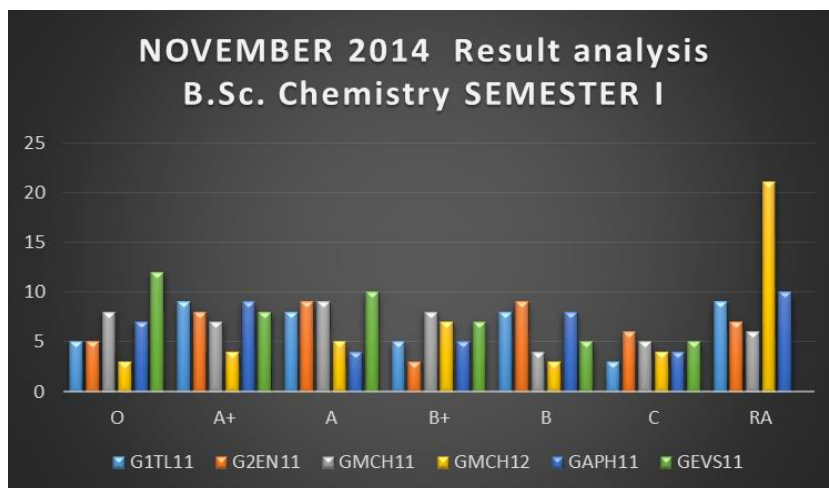
For PG and M.Phil. Courses

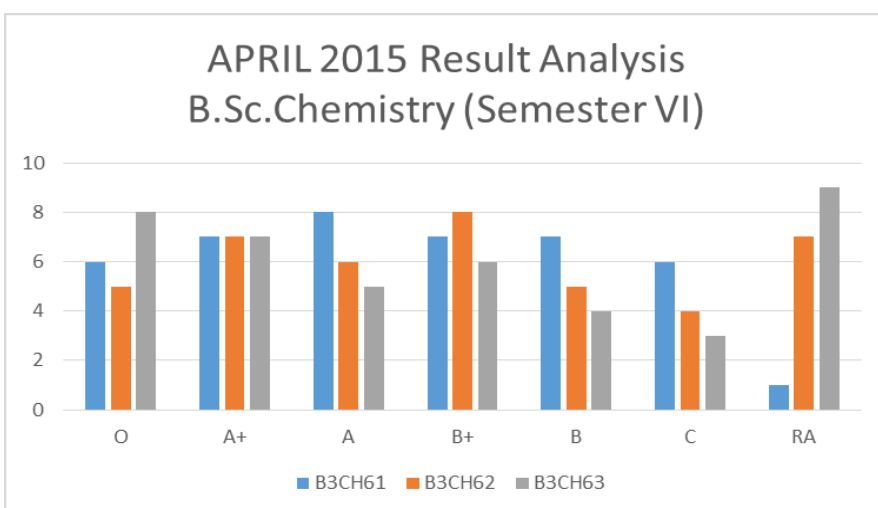
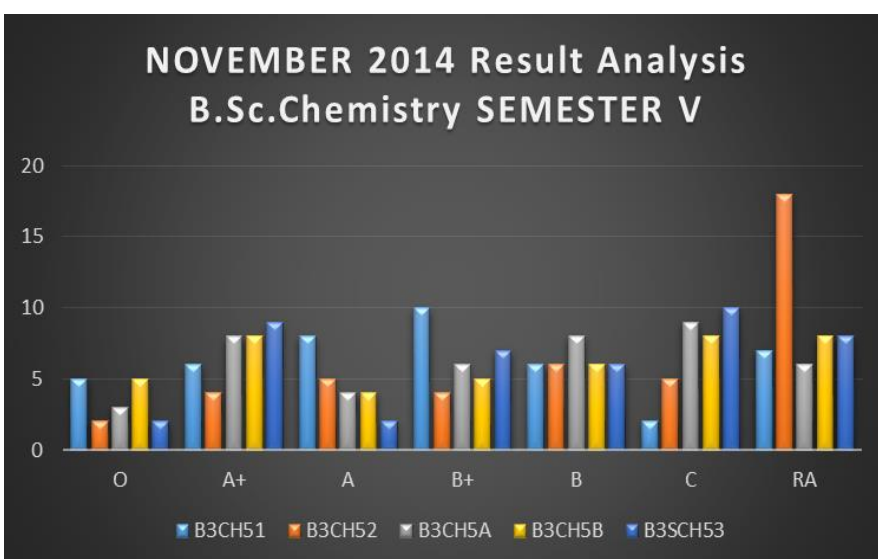
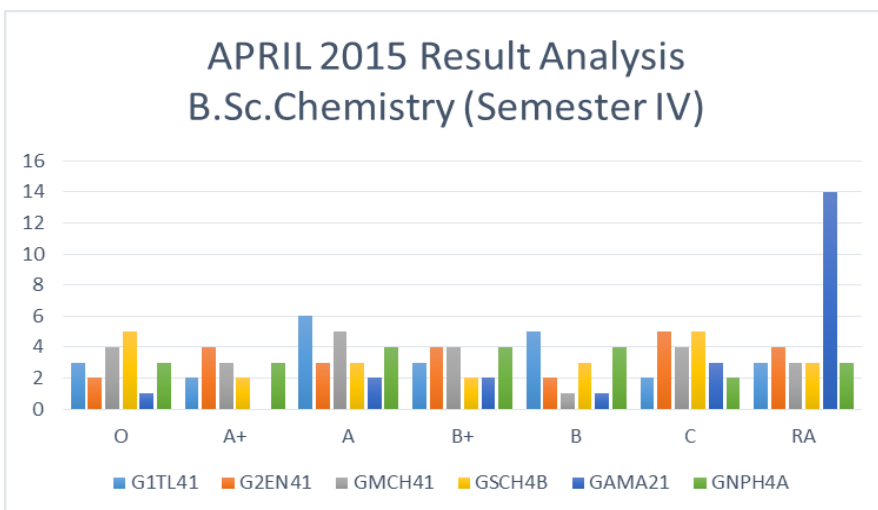
Internal Evaluation Pattern		External Evaluation Pattern		Project Evaluation Pattern	
Average of Best of two from three internal assessment test	= 15	Section A (10x1=10)	= 10	Continuous Internal Assessment Marks	75
Assignments	= 05	Section B (5x5=25)	= 25	Viva-Voce	75
Seminars	= 05	Section C (5x8=40)	= 40		
Total Marks	= 25	Total	= 75	Total Marks	150

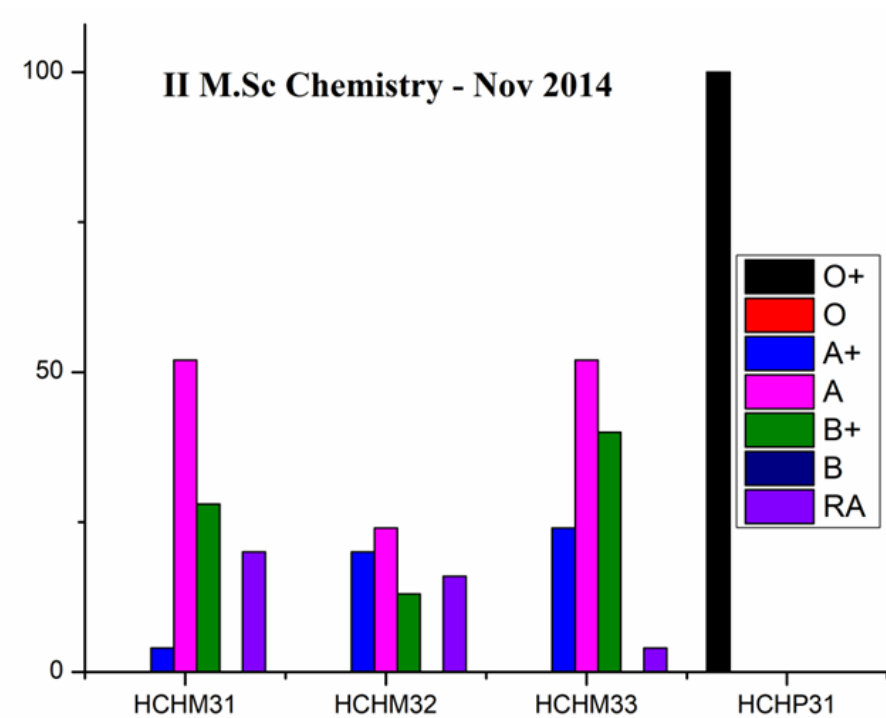
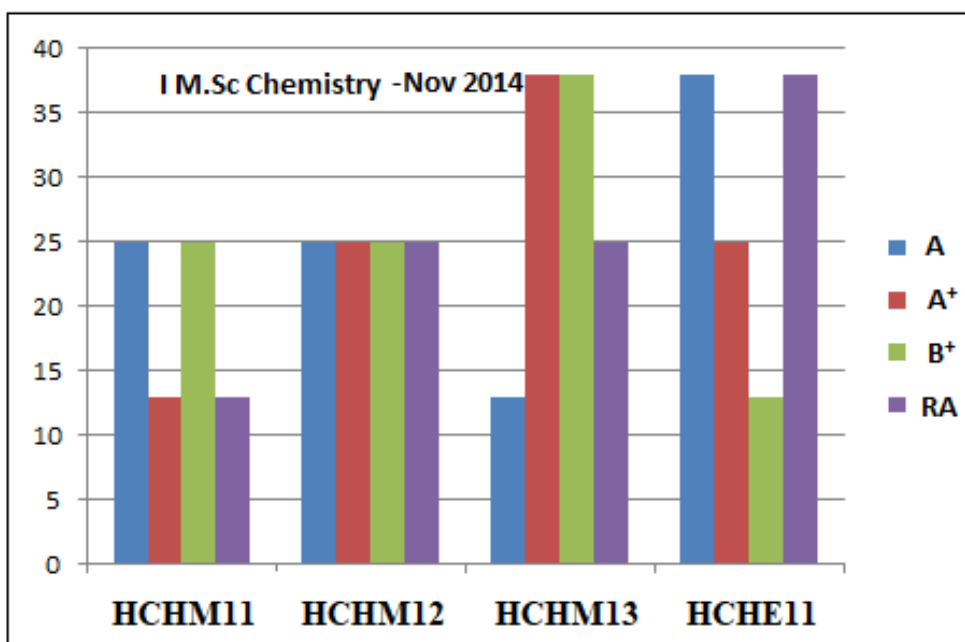
8.5 Result Analysis

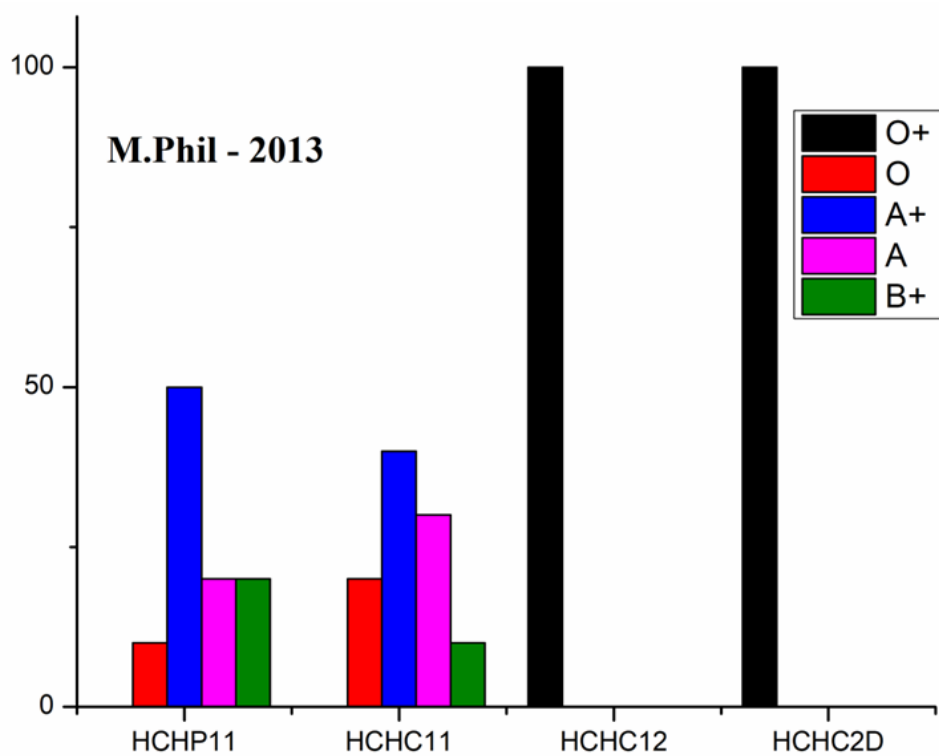
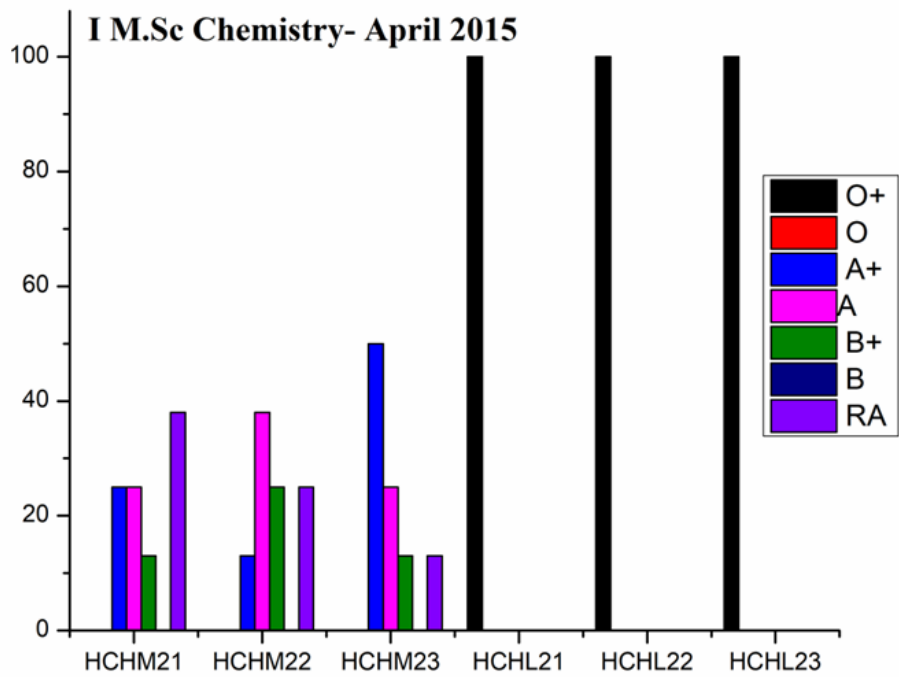
External examinations are conducted by Manonmaniam Sundaranar University and the corresponding results are declared after evaluation. The subject-wise result analysis is made by course instructors which will be helpful to understand the quality of classroom teaching and observation about each course.

The analysis of the result for University examinations for the academic year 2014-2015 are represented graphically:









The details of outgoing students that are appeared as well as passed in the April 2015 University examinations, are given in the below table:

Course	Batch	Number of students appeared in the final year examination	Number of students passed in final year examination	Pass Percentage
B.Sc.	2012 – 2015	42	17	40.40
M.Sc. (SF)	2013 – 2015	25	17	68
M.Phil.	2013 – 2014	10	10	100.00

9. Outcome

Outcome of the students meeting

- Students felt that the infrastructure provided by the college and department is GOOD.
- The rules and regulations of the department were appreciated.
- They felt that the Staffs of the department are having best expertise and experience and are handling classes in a very interactive way.
- Curriculum was well appreciated.
- Students from un-aided stream are not given access to Digital Library.
- Very minimal participation in extra-curricular activities for PG students.
- Wifi bandwidth is not sufficient.
- Lunch room with water is expected in every block.
- Students retiring room is not sufficient.
- Girl students are expected more facilities in their retiring room.
- Syllabus is advanced but heavy; students can understand the course only with the help of the course instructors.
- Importance is not given for communication and skilled based classes.

Outcome of the Faculty meeting

- They felt very proud to serve for this institution.
- They felt satisfied with the pay package.
- EPF contribution was also appreciated.
- Friendly and professional academic environment created by HOD was well appreciated.







10. Overall assessment

- The evaluation process followed by the department is good.
- Course academic plan and implementation are recorded properly.
- Uniform for students is a good practice.
- Curriculum is having a good impact on the outcome of the students.
- Library facility in the department is quite good.
- Guest Professors in un-aided stream is appreciable.
- Number of Text books at library is not sufficient.
- Wi-fi bandwidth is too low.
- Web site of the college is frequently updated.
- Publications and participations in FDP, seminars, conferences and workshops by faculty members are minimal.
- To complete 90 working days for first semester students is not feasible because of the admission procedure.

11. Suggestions

- More number of text book volumes has to be purchased.
- More Indexed journals at least Scopus indexed to be subscribed.
- Publications and participations in FDP, seminars, conferences and workshops by faculty members are to be increased.
- Paid leaves should be given to the faculty members to attend FDP, seminars, conferences and workshops.
- Incentives may be given to the faculty by the management for publishing papers and producing 100% results.
- External funded research projects to be taken up by the faculty members.
- Students may be motivated to write online exams (like IIT JAM, NET, SET, etc..) for better placements.
- Syllabus for Research domain and self-learning courses may be clearly defined and it may include more areas.
- Importance has to be given for communication and soft skills classes.
- Library facility is very good and there is a vast scope of development; but the students under unaided stream should be allowed to access the general library.

12. Signature of the Academic Audit Panel Members

<p>Chair Person Dr. P. Muthuselvan M.Sc., M.Phil., Ph.D. Associate Professor of Chemistry, St. John's College, Palayamkottai 627 002, Tamil Nadu. Mob.: +91 99441 07638, e-mail id: jackmuthu@gmail.com</p>	 Dr. P. MUTHUSELVAN M.Sc. M.Phil., Ph.D. HEAD, DEPARTMENT OF CHEMISTRY ST. JOHN'S COLLEGE PALAYAMKOTTAI - 627 002
<p>Co-ordinator Mr. D. Jim Livingston M.Sc. M.Phil., Assistant Professor of Chemistry, St. John's College, Palayamkottai 627 002, Tamil Nadu. Mob.: +91 9994704580, e-mail id: jenyjim@gmail.com</p>	 D. Jim Livingston, M.Sc., M.Phil., Assistant Professor Department of Chemistry St. John's College Palayamkottai-627002
<p>Subject Expert -1 M. SHEIK MUHIDEEN BADHUSHA Assistant Professor, Dept. of Chemistry, Sadakathullah Appa College, Palayamkottai Mobile No: 9443670578 E mail: drbadhunano@gmail.com</p>	 Dr. M. SHEIK MUHIDEEN BADHUSHA M.Sc., M.Phil., PGDIT., Ph.D., Assistant Professor of Chemistry Sadakathullah Appa College (Autonomous) Tirunelveli - 627 011.
<p>Subject Expert - 2 Dr. N. Banumathi Assistant Professor of Chemistry, Rani Anna Govt College for Women, Tirunelveli, Mobile No: 9944452262</p>	 Dr. Mrs. N. BANUMATHI, M.Sc., B.Ed., M.Phil., Ph.D. Assistant Professor in Chemistry Rani Anna Government College Tirunelveli - 627 002
<p>Industrial Expert K. Manikandavel, Quality Manager, Saraf Trading Corporation PVT Ltd., Tuticorin</p>	 Quality Manager 



IQAC Coordinator
Dr. A. Arulgnanam
 IQAC COORDINATOR
 ST. JOHN'S COLLEGE
 PALAYAMKOTTAI



Principal
PRINCIPAL
 St. JOHN'S COLLEGE
 PALAYAMKOTTAI - 627 002



**ST. JOHN'S COLLEGE PALAYAMKOTTAI
TIRUNELVELI – 627 002**

sjc1878@stjohnscollege.edu.in, www.stjohnscollege.edu.in



Annual Academic Audit Report

2014-15

Department of Botany

5th & 6th March 2015

Table of Contents

1. Introduction.....	1
2. Objectives of Academic Auditing:	1
3. Academic Audit Panel Members	2
4. Schedule of the Annual Academic Audit	3
5. Department Profile.....	4
5.1 About the Department.....	4
5.2 Best Practices of the Department.....	5
5.3 Infrastructure in the Department	5
5.4 Department Library Facilities	5
6. Faculty profile.....	5
6.1 List of Faculty Members.....	6
6.2 Research & Consultancy Projects and Publications	7
6.3 List of the Faculty members, based on API score	7
7. Students' Profile	8
7.1 Student's Statistics for the year 2014-2015	8
7.2 List of the student representatives	8
7.3 List of Ongoing Scholars under Supervisor.....	8
7.4 Placement Details	9
8. Curriculum.....	9
8.1 UG Programme Structure.....	9
8.2 PG Programme Structure.....	12
8.3 Course Evaluation Pattern	14
8.4 Result Analysis	14
9. Outcome.....	25
10. Overall assessment.....	26
11. Suggestions	27
12. Signature of the Academic Audit Panel Members.....	27

DEPARTMENT OF BOTANY
Academic Audit Report 2014-2015

1. Introduction

The process of Academic Auditing intends to monitor and enhance the quality of science education through proper guidelines for both teaching faculty and students, so as to ensure qualified students/researchers passing out from the department. It presents the objectives of academic auditing, the process of internal and external evaluation of courses, major/miniprojects, seminars, overall discipline and academic functioning of the department, duties and responsibilities of faculty members, research and consultancy and class/course committees. The Annual Academic Audit of the Department was conducted on 5th and 6th March 2015.

2. Objectives of Academic Auditing:

- (i) To define quality of each component of the functionalities.
- (ii) To define effectiveness of teaching – learning process.
- (iii) To devise methodology to confirm maximum output from faculty members as well as students.
- (iv) To ensure academic accountability and quality of technical education through proper guidelines for both teaching faculty and students/researchers.
- (v) To consolidate the report and put forth the suggestions and area of improvements possible in the future.

3. Academic Audit Panel Members

The Name, Designation and Address of Academic Audit Experts are given in detail:

Chair Person

Dr. A. Selvin Samuel
Head, Department of Botany and Research Center,
St John's College, Palayamkottai,
Tirunelveli- 627002.
Mob.: +91 9443448587, e-mail id:selvinsml@yahoo.com

Subject Expert-1

Dr. K. Dharmar
Associate Professor
Department of Botany,
Pasumpon Thiru Muthuramalinga Thevar Memorial College,
Kamuthi, Ramanathapuram District.
Mob.: +91 9443503439, e-mail id:

Subject Expert-2

Dr. A. Saravana Ganthi,
Head and Assistant Professor,
Department of Botany,
Rani Anna Government College for Women,
Tirunelveli-7.
Mob.: +91 9442908041, e-mail id:saran.gan@rediffmail.com

Industry Expert

Mrs. T. Jasmine Dorathy
Agriculture Officer
Agriculture Department
Tirunelveli.
Mob.: +91 9488882478, e-mail id: profstalinalaxis@gmail.com

Co-ordinator

Mr. A. Pauldurai Samraj,
Assistant officer
Department of Botany,
St. John's College,
Tirunelveli- 627002.
Mob.: +91 9788928411, e-mail id: paulduraisamraj@gmail.com

4. Schedule of the Annual Academic Audit

Schedule of the Academic Audit (2014- 2015)

Day I (05.03.2015)

Time	Activity
9.30am to 10.00am	Entry meeting of the panel with the principal and IQAC coordinator in Principal's office.
10.15am to 11.15am	Department presentation in the Department along with IQAC coordinator and the panel.
11.15am to 11.30am	Tea break
11.30am to 12.30 pm	Meeting the staff.
12.30pm to 1.30pm	Lunch break
1.30pm to 2pm	Meeting the Research Scholars
2pm to 2.30pm	Meeting the PG students
2.30pm to 3pm	Meeting the UG students
3pm to 3.15pm	Tea break
3.15pm to 4.30pm	Meeting the student leaders.

Day II (06.03.2015)

Time	Activity
9.30am to 10.30am	Visiting the Infrastructure
10.30am to 11.15am	Verifying the audit report and the supporting evidences
11.15am to 11.30am	Tea break
11.30am to 12.30pm	Verifying the audit report and the supporting evidences.
12.30pm to 1.30pm	Lunch break
1.30pm to 3.30pm	Preparation of the audit report by the Panel
3.30pm to 4.30pm	Exit meeting with principal and IQAC Coordinator.

5. Department Profile

5.1 About the Department

The Department of Botany of St. John's College is one of the oldest departments in the College. In 1959, taking into account the growing demand of the students to study Botany, as a major subject, UG in Botany was introduced. The Department of Botany was able to produce a number of University rank holders each year in the Madras University and then in the Madurai Kamaraj University in the early days.

Post-Graduation course (M.Sc) in Botany was introduced in 1981. St. John's was the third college in the Madurai University area and was the first college in the southern districts to offer M.Sc., degree in Botany.

The department is furnished with a good range of academic text books, journals and laboratory equipments. They are utilized for the research activities of both the students and staff members. It has a botanical garden as a Centre for ex-situ conservation (established in 2002). Medicinal plants and many endemic plants are conserved in the botanical garden. The department has conducted many seminars sponsored by various funding agencies such as UGC, DO En and AIACHE. The Department has organised several programmes on Environmental awareness and Eco conservation, Environmental Education for College Teachers and UGC Career Oriented Courses in Herbal Medicine.

The Department of Botany was upgraded as Research Centre in 2007. The faculty members continuously engage themselves in various research activities and participate in seminars and symposia at regional national and International level.

Milestones of the Department

- B. Sc Botany Course was established in 1959.
- M. Sc Botany Course was established in 1981.
- Department of Botany was upgraded as a Research Centre in 2007.

5.2 Best Practices of the Department

1. For The Student By The Student.
2. Constructing The Character.

5.3 Infrastructure in the Department

S. No.	Items	Verification (Yes/No)	Comments
1	No. of class rooms	Yes	Five
2	No. of laboratories	Yes	Two
3	No. of Research Laboratories	Yes	Two
4	Computers for teachers	Yes	One
5	Computers for students & scholars	Yes	Two
6	Internet access and related software	Yes	Available
7	Uninterrupted Power Supply	Yes	Available
	Water Supply	Yes	Available

5.4 Department Library Facilities

Area in sq. Ft.	Total No. of Books Available	Total No. of Journals Available	Total No. of Computer Systems with Internet Facilities
766	1910	11	1

6. Faculty profile

Faculty strength	Total staff -10 Regular -10 Men (R) - 6 Women (R) - 4
Qualification	Ph. D (R) - 7, Ph. D pursuing - 2 M. Sc., M. Phil - 1
NET/SET Qualified	SET/NET(R) – Nil Ad hoc - Nil

6.1 List of Faculty Members

S. No.	Name of the staff	Designation	Qualification	Roles & Responsibilities	Date of joining	Teaching experience in years
1.	Dr. A. Selvin Samuel	HOD, Associate Professor	M.Sc., M.Phil., Ph. D	HOD Research Supervisor NAAC Award Committee Discipline Committee	18/07/1981	33
2.	Dr. TJS Rajakumar	Associate Professor	M.Sc., M.Phil., Ph. D	Research Supervisor	22/07/1983	31
3.	Dr. S. Abraham Muthukuamr	Associate Professor	M.Sc., M.Phil., Ph. D	Research Supervisor	13/12/1995	19
4.	Dr. P. Annie Sulochana Selvakumari	Associate Professor	M.Sc., SET, Ph. D	-	17/06/1996	18
5.	Dr. R. Selvakumari	Associate Professor	M.Sc., M.Phil., Ph. D	Research Supervisor Warden, Sharon Hostel, SJC. Women's Grievances Cell and Redressal cell.	09/02/1998	16
6.	Dr. D. Amish Abragam	Associate Professor	M.Sc., M.Phil., Ph. D M.A., B.Ed.,	Principal In-Charge Vice-Principal Director-Self Finance Chief Superintendent of Examination, Botany Association Co-ordinator, Co-ordinator of Red Ribbon Club Research Supervisor	21/06/1999	15
7.	Mrs. P. Kannimozhi Celina	Assistant Professor	M.Sc., M.Phil.,	Chaplain	30/08/2006	08
8.	Mr. A. Pauldurai Samraj	Assistant Professor	M.Sc., M.Phil.,	NSS	29/08/2006	08
9.	Dr. PS Sajeela	Assistant Professor	M.Sc., M.Phil., Ph.D	-	29/05/2009	05
10.	Mr. S. Paul David Selson	Assistant Professor	M.A., M.Phil.	Co-ordinator in Environment Club and Botany Association	29/05/2009	05

6.2 Research & Consultancy Projects and Publications

1. Chelliah Bala Sankar and **Abraham Muthukumar**. The Effect of the Removal of Renal Stone using a Siddha Medicine Protocol. *International Journal of Current Biotechnology*. ISSN 2321-8371. http://ijcb.mainspringer.com/2_5/cb2504.pdf
2. Murugesan S. **Rajakumar TJS, Selvakumari R** & Chellaperumal N. Some additional plants for Agasthyamalai Biosphere Reserve, Tamil Nadu. *Indian J. Forestry*. Vol. 37 (1): 109-112.
3. R Selvakumari and TJS Rajakumar. *Indigofera kudiraimozhiensis*– A new species of Fabaceae from KudiraimozhiTheri, Thoothukudi District, Tamil Nadu, India. *Indian J. Forestry*, Vol. 37 (3): 309-310
4. **P Annie Sulochana Selvakumari**. Pharmacognostical Standardisation of *Lagenandra Toxicaria* Dalz. *Malaysian Journal of Science*. e-ISSN:2600-8688 p-ISSN: 1394-3065. <https://mjs.um.edu.my/article/view/6645/4329>
5. **P Annie Sulochana Selvakumari**. X Ray Diffraction Study of a crystal obtained in *Lagenandra toxicaria* Dalz. *Journal of Medicinal and Aromatic Plant Sciences*. ISSN 0253-7125. <https://stjohnscollege.edu.in/web/wp-content/uploads/2021/02/54-X-Ray-Diffraction-Study-of-a-crystal-obtained-in-Lagenandra-toxicaria-Dalz..pdf>

6.3 List of the Faculty members, based on API score

S. No.	Name of the staff	Designation	API Score
1.	Dr. A. Selvin Samuel	Head & Associate Professor	-
2.	Dr. TJS Rajakumar	Associate Professor	-
3.	Dr. S. Abraham Muthukuamr	Associate Professor	473.5
4.	Dr. P. Annie Sulochana Selvakumari	Associate Professor	245.5
5.	Dr. R. Selvakumari	Associate Professor	413.0
6.	Dr. D. Amish Abragam	Associate Professor	521
7.	Mrs. P. Kannimozhi Celina	Assistant Professor	331.0
8.	Mr. A. Pauldurai Samraj	Assistant Professor	384.0
9.	Dr. PS Sajeela	Assistant Professor	-
10.	Mr. S. Paul David Selson	Assistant Professor	222.6

7. Students' Profile

7.1 Student's Statistics for the year 2014-2015

The students are admitted on each course based on the Government schemes of reservation. The community wise student's statistics are given below:

Student statistics for the year 2014-2015

COURSE	Other than Minority														Minority				Total		Total
	SC		SCA		ST		BC		DNC		MBC		OC		Christian		Muslim		M	F	
	M	F	M	F	M	F	M	F	M	F	M	F	M	F	M	F					
I B.Sc	0	5	0	0	0	0	2	7	2	2	0	2	0	1	7	4	0	0	11	21	32
I M.Sc	1	3	0	0	0	0	0	8	0	0	1	1	0	2	0	1	0	0	2	15	17
	1	8	0	0	0	0	2	15	2	2	1	3	0	3	7	5	0	0	13	32	45
Total	9		0		0		17		4		4		3		12		0		45		

7.2 List of the student representatives

S. No.	Degree	Name of the student representative
1.	I B.Sc Botany	S.P. Jeyachitra
2.	II B.Sc Botany	B. Perumal
3.	III B.Sc Botany	R. Sornalatha
4.	I M.Sc Botany	J. David
5.	II M.Sc Botany	S. Yabesh Raja

7.3 List of Ongoing Scholars under Supervisor

S. No.	Name of the Scholar with Register Number	Name of the Supervisor	Full Time / Part Time	Date of Registration	Date of Completion
1	Ms. Karpagajothi	Dr. D. Amish Abragam	Full time	15.10.12	-
2	Ms. S. Gayathri Devi	Dr. R. Selvakumari	Full time	29.09.2014	-
3	Ms. S. Vijila	Dr. D. Amish Abragam	Full time	07.01.2014	-
4	Ms. S. Gnana Ranjitham	Dr. R. Selvakumari	Full time	06.04.2015	-

7.4 Placement Details

Programme Name	Batch	Number of students passed in final year examination	Number of students enrolled into higher education	Number of students placed in jobs
B.Sc.	2012 – 2015	8	7	1
M.Sc.	2013 – 2015	15	4	2

8. Curriculum

Botany is one of the important disciplines in science. The Curriculum aims at providing basic knowledge and exposure to students who intend to do their higher studies. It is being revised periodically and followed the course structure that was prescribed by Manonmaniam Sundaranar University.

The Programme Structure of the B.Sc., and M.Sc., Botany are mentioned below.

8.1 UG Programme Structure

UG – I Semester

Components	Subject Name	Subject Code	Hours	Credits
Part I Tamil	Tamil	G1TL11	6	3
Part II English	English	G2EN11	6	3
Part III Core Subjects 1	Cell Biology, Anatomy and Microtechniques	GMPB11	5	4
Part III Core Subjects 2	Algae, Bryophytes & Algal Biotechnology	GMPB12	5	4
Part III Allied Subject I	Zoology	GAZO11	6	4
Part IV Environmental Studies	Environmental Studies	GEVS11	2	2
Total (6 Courses)			30	20

UG – II Semester

Components	Subject Name	Subject Code	Hours	Credits
Part I Tamil	Tamil	G1TL21	6	3
Part II English	English	G2EN21	6	3
Part III Core Subject 3	Mycology, Plant Pathology and Lichenology	GMPB21	4	4
Part III Core Subject 4	Microbial Biotechnology	GMPB22	4	4
Part III Core Practical 1	Core Practical 1	GMPBP1	2	2
Part III Allied Subject II	Zoology	GAZO21	4	4
Part III Allied Practical 1	Zoology Practical 1	GAZOP1	2	2
Part IV Value Based Education	Value Based Education	GVBE21	2	2
Total (8 Courses)			30	24

UG – III Semester

Components	Subject Name	Subject Code	Hours	Credits
Part I Language	Tamil	G1TL31	6	3
Part II English	English	G2EN31	6	3
Part III Core Subjects 5	Pteridophytes, Gymnosperms and Paleobotany	GMPB31	6	4
Part III Allied Subject	Allied Subject III	GACH11	4+2	4
Part IV Skill Based Subject I	Floriculture / Organic Farming	GSPB3B	4	4
Part IV Non Major Elective	Gardening and Garden management / Mushroom and Seaweed culture	GNZO3A	2	2
Total (6 Courses)			30	20

UG – IV Semester

Components	Subject Name	Subject Code	Hours	Credits
Part I Tamil	Tamil	G1TL41	6	3
Part II English	English	G2EN41	6	3
Part III Core Subjects 6	Developmental Botany and Experimental Embryology	GMPB41	4	4
Part III Core Practical II	Pteridophytes, Gymnosperms, Paleobotany, Developmental Botany and Experimental Embryology	GMPBP2	2	2
Part III Allied Subject IV	Allied Chemistry	GACH21	4	4
Allied Practical	Allied Chemistry Practical	GACHP1	2	2
Part IV Skill Based Subject II	Preservation of Fruits & Vegetables / Herbal Biotechnology	GSPB4A	4	4
Part IV Non Major Elective	Botany for competitive Examinations / Bioresources	GNZO4A	2	2
Part IV Extension activity (NCC, NSS, YRC, YWF)		G5EA41	-	1
Total (9 Courses)			30	25

UG – V Semester

Components	Subject Name	Subject Code	Hours	Credits
Part III Core Subjects 7	Taxonomy	GMPB51	4 +3	4
Part III Core Subjects 8	Biochemistry	GMPB52	4+3	4
Part III Major Elective I	Techniques in Biotechnology / Forestry	GMPB5A	5+1	5
Part III Major Elective II	Marine Biotechnology / Horticulture & Plant Breeding	GMPB5D	5+1	5
Part IV Skilled based Subject III	Effective Communication / Personality Development	GCSB5A	4	4
Total (5 courses)			30	22

UG – VI Semester

Components	Subject Name	Subject Code	Hours	Credits
Part III Core Subjects 9	Plant Physiology	GMPM61	6	6
Part III Core Subjects 10	Genetics, Biometrics & Bioinformatics	GMPB62	6	6
Part III Core Subjects 11	Applied Biotechnology	GMPB63	5	4
Part III Major Elective III	Environmental Biotechnology / Computer Applications	GMPB6B	5	5
Part III Core Practical 3	Taxonomy and Elective I & II	GMPBP3	3	3
Part III Core Practical 4	Biochemistry, Genetics & Biometrics	GMPBP4	3	3
Part III Core Practical 5	Plant Physiology & Applied Biotechnology	GMPBP5	2	2
Total (7 courses)			30	29

8.2 PG Programme Structure

PG – I Semester

Components	Subject Name	Subject Code	Hrs	Credits
Core Subject I	Plant Diversity I- Algae, Fungi, Lichens and Bryophytes.	HBOM11	8	5
Core Subject II	Anatomy and Embryology of Angiosperms	HBOM12	8	5
Core Subject III	Microbiology and Plant Pathology	HBOM13	8	5
Elective I	Medicinal Botany and Pharmacognosy	HBOE11	6	5
Total (4 Courses)			30	20

PG – II Semester

Components	Subject Name	Subject Code	Hrs	Credits
Core Subject IV	Plant Diversity II- Pteridophytes, Gymnosperms and Paleobotany	HBOM21	8	4
Core Subject V	Taxonomy of Angiosperms	HBOM22	8	4
Core Subject VI	Genetics and Molecular Biology	HBOM23	8	4
Elective II	Computer Applications and Bioinformatics	HBOE21	6	5
Practical I	Algae, Fungi, Lichens, Bryophytes, Anatomy, Embryology of Angiosperms, Microbiology and Plant Pathology	HBOL21	-	4
Practical II	Pteridophytes, Gymnosperms, Paleobotany, Taxonomy of Angiosperms, Genetics and Molecular Biology	HBOL22	-	4
Total (6 Courses)			30	25

PG - III Semester

Components	Subject Name	Subject Code	Hrs	Credits
Core Subject VII	Biochemistry and Biophysics	HBOM31	8	5
Core Subject VIII	Research Methodology	HBOM32	8	5
Core Subject IX	Plant Biotechnology	HBOM33	8	5
Project	Project	HBOP31	6	5
Total (4 Courses)			30	20

PG - IV Semester

Components	Subject Name	Subject Code	Hrs	Credits
Core Subject X	Plant Physiology	HBOM41	8	4
Core Subject XI	Environmental Biology	HBOM42	8	4
Core Subject XII	Applied Biotechnology	HBOM43	8	4
Elective III	Mushroom Cultivation	HBOE41	6	5
Practicals III	Biochemistry, biophysics and Research Methodology	HBOL41	-	4
Practicals IV	Plant physiology, Plant Biotechnology, Environmental Biology and Applied Biotechnology	HBOL42	-	4
Total (6 Courses)			30	25

8.3 Course Evaluation Pattern

This program is under Choice Based Credit System of the University. Each paper is evaluated for 100 marks with Internal 25 marks and External 75 marks. The duration of the examination is 1 hour for internal assessment test and 3 hours for external examination.

The pattern for internal assessment and the external examination are as follows:

For UG courses

Internal Evaluation Pattern		External Evaluation Pattern	
Three CA tests	20	Section A 10 x 1	10
Assignment	5	Section B 5 x 5	25
Total	25	Section C 5 x 8	40
		Total	75

For PG courses

Internal Evaluation Pattern		External Evaluation Pattern	
Three CA tests	15	Section A 10 x 1	10
Assignment	4	Section B 5 x 5	25
Seminar	6	Section C 5 x 8	40
Total	25	Total	75

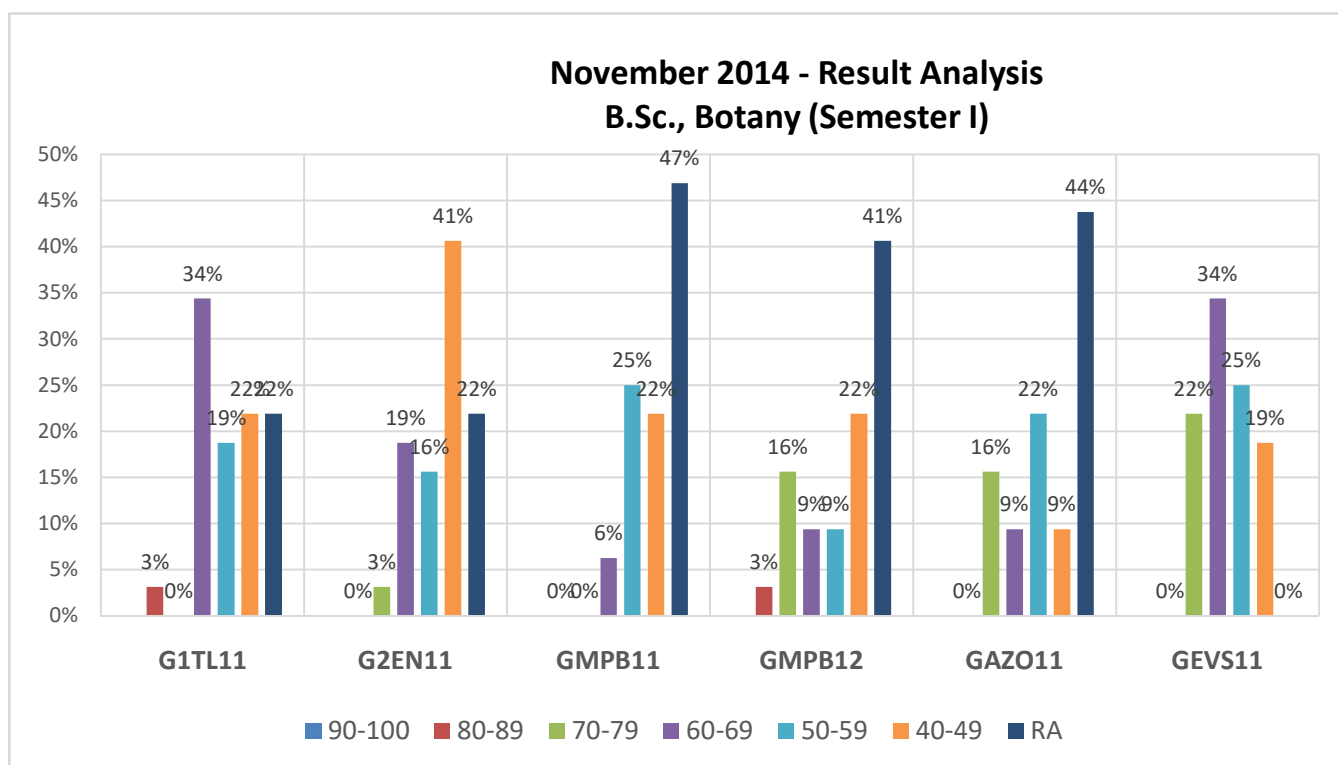
8.4 Result Analysis

External examinations are conducted by Manonmaniam Sundaranar University and the corresponding results are declared after evaluation. The subject-wise result analysis is made by course instructors which will be helpful to understand the quality of classroom teaching and observation about each course.

The analysis of the result for November 2014 and April 2015 University examinations are represented graphically:

I B.Sc Botany: I Semester

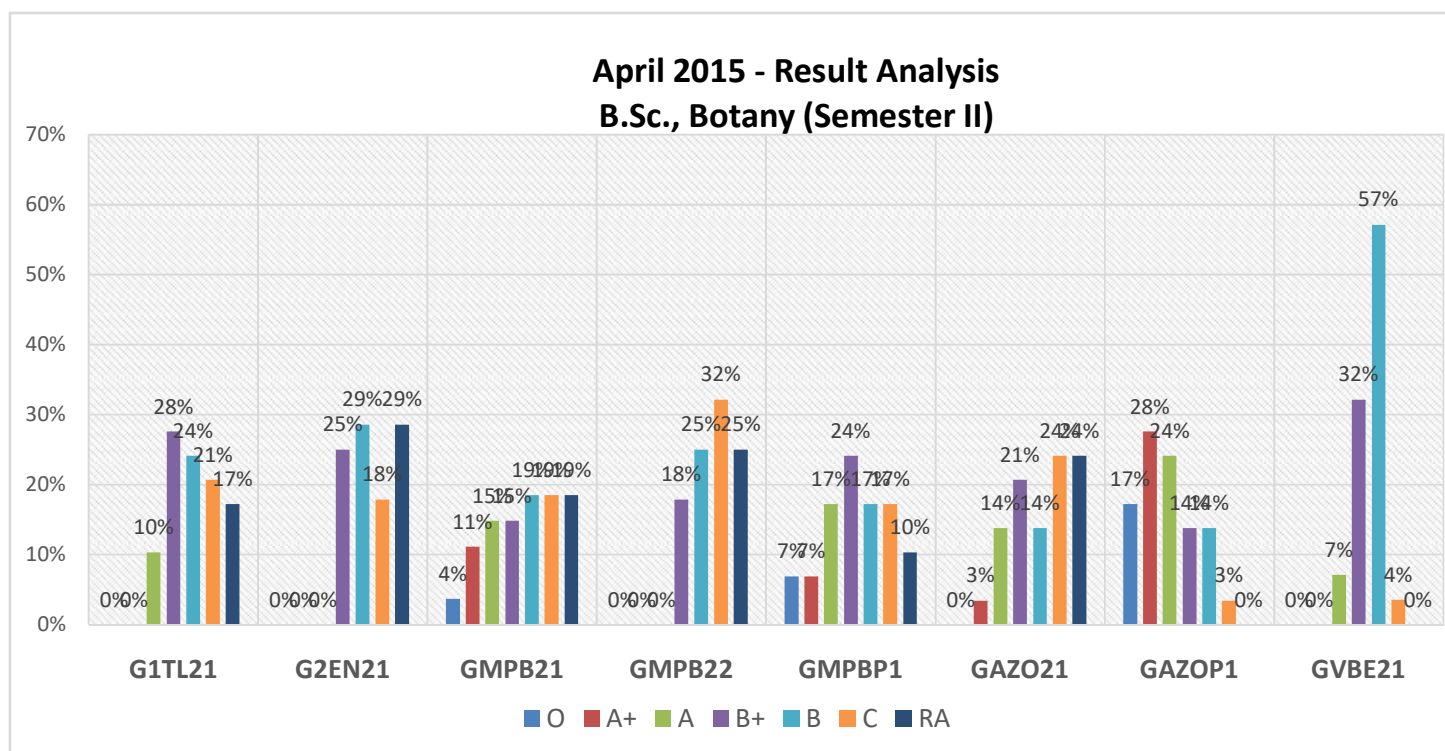
Components	Subject Name	Subject Code	% of Pass
Part I Tamil	Tamil	G1TL11	78%
Part II English	English	G2EN11	79%
Part III Core Subjects 1	Cell Biology, Anatomy and Microtechniques	GMPB11	53%
Part III Core Subjects 2	Algae, Bryophytes & Algal Biotechnology	GMPB12	59%
Part III Allied Subject I	Allied Zoology	GAZO11	56%
Part IV Environmental Studies	Environmental Studies	GEVS11	100%



- The results revealed that the pass percentage is ranged in between 53% to 59% in three subjects, comparatively lesser than other subjects.
- Most of the students have passed in second class, invariably in all subjects.
- In Tamil, 34% of the students have secured above 60 marks.

I B.Sc Botany: II Semester

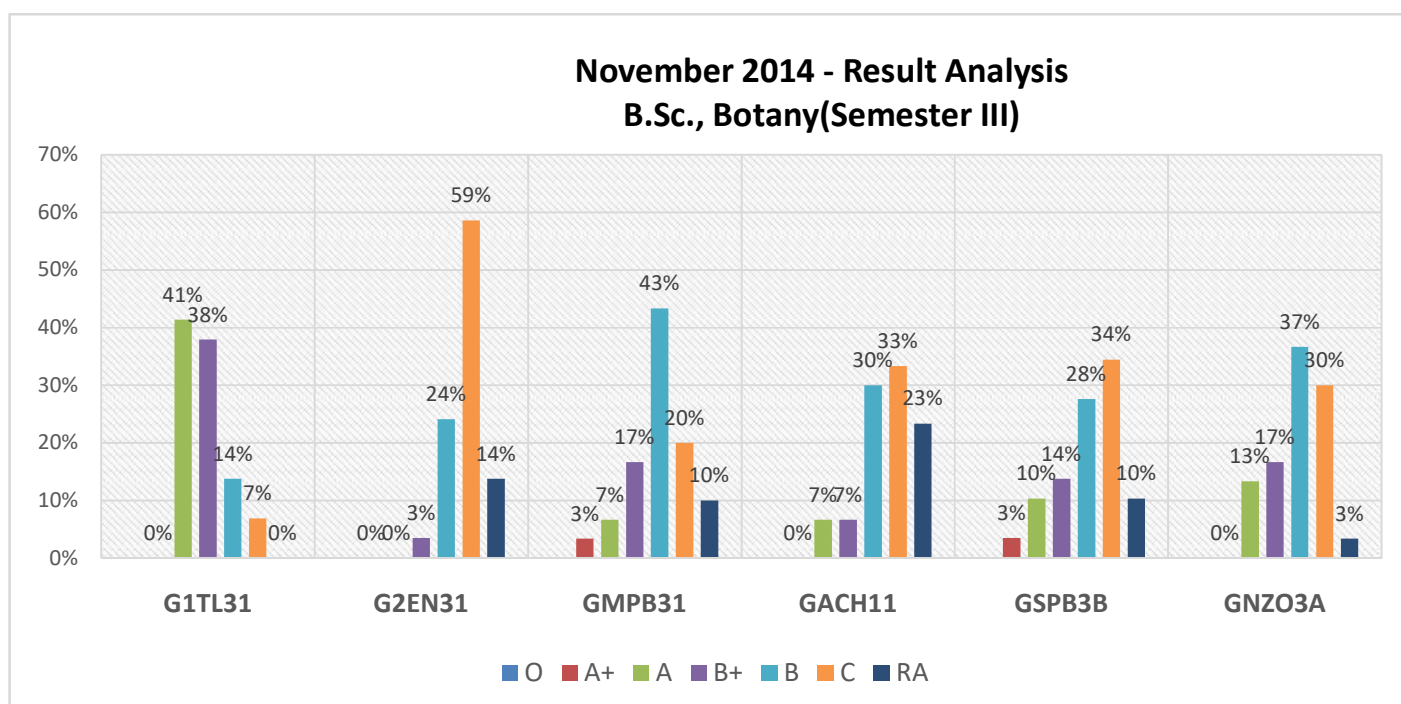
Components	Subject Name	Subject Code	% of Pass
Part I Tamil	Tamil	G1TL21	83%
Part II English	English	G2EN21	72%
Part III Core Subject 3	Mycology, Plant Pathology and Lichenology	GMPB21	83%
Part III Core Subject 4	Microbial Biotechnology	GMPB22	75%
Part III Core Practical 1	Core Practical 1	GMPBP1	89%
Part III Allied Subject II	Zoology	GAZO21	76%
Part III Allied Practical 1	Zoology Practical 1	GAZOP1	100%
Part IV Value Based Education	Value Based Education	GVBE21	100%



- The overall pass percentage is ranged in between 72% to 100%.
- Around 30% of the students have passed in B+ and B Grade, invariably in all subjects.

UG – III Semester

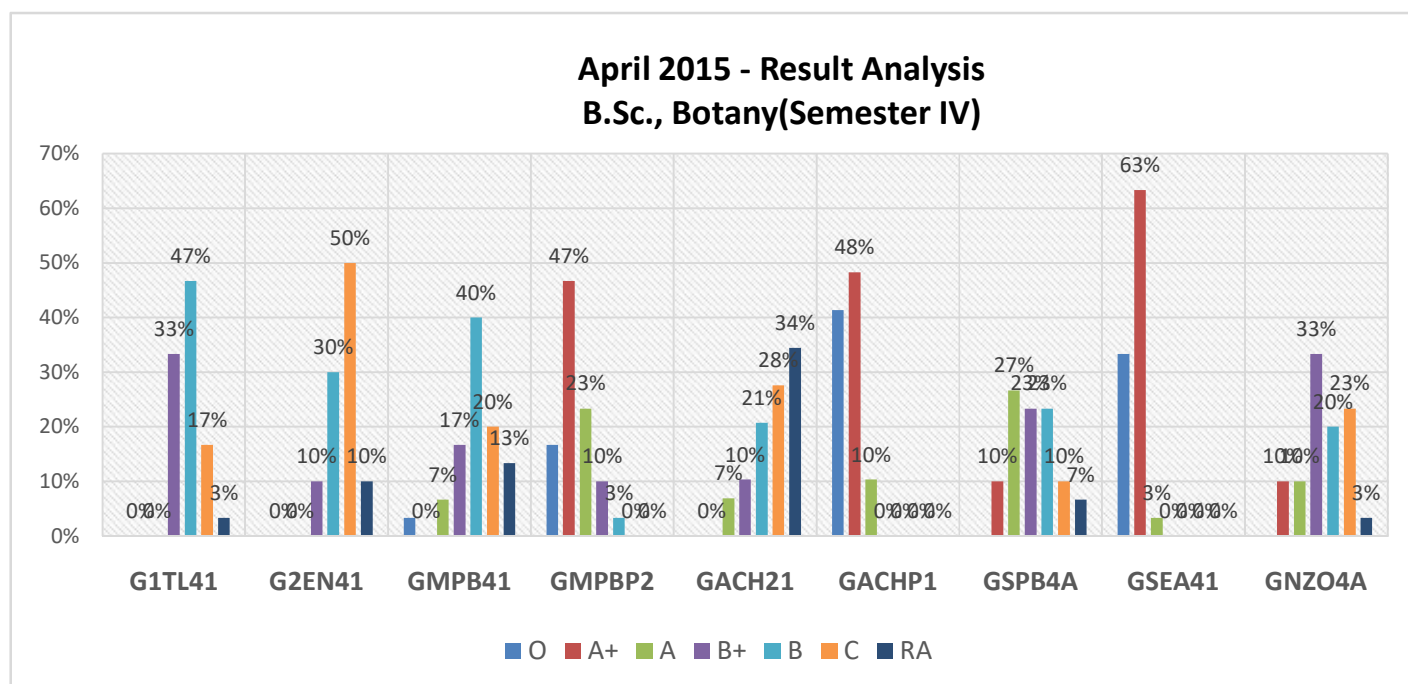
Components	Subject Name	Subject Code	% of Pass
Part I Language	Tamil	G1TL31	100%
Part II English	English	G2EN31	86%
Part III Core Subjects 5	Pteridophytes, Gymnosperms and Paleobotany	GMPB31	90%
Part III Allied Subject	Allied Subject III	GACH11	77%
Part IV Skill Based Subject I	Floriculture / Organic Farming	GSPB3B	89%
Part IV Non Major Elective	Gardening and Garden management / Mushroom and Seaweed culture	GNZO3A	100%



- The result highlights that the overall pass percentage is > 77%.
- The comparative study revealed that around 15% - 38% of the students have passed in second class, invariably in all subjects.

UG – IV Semester

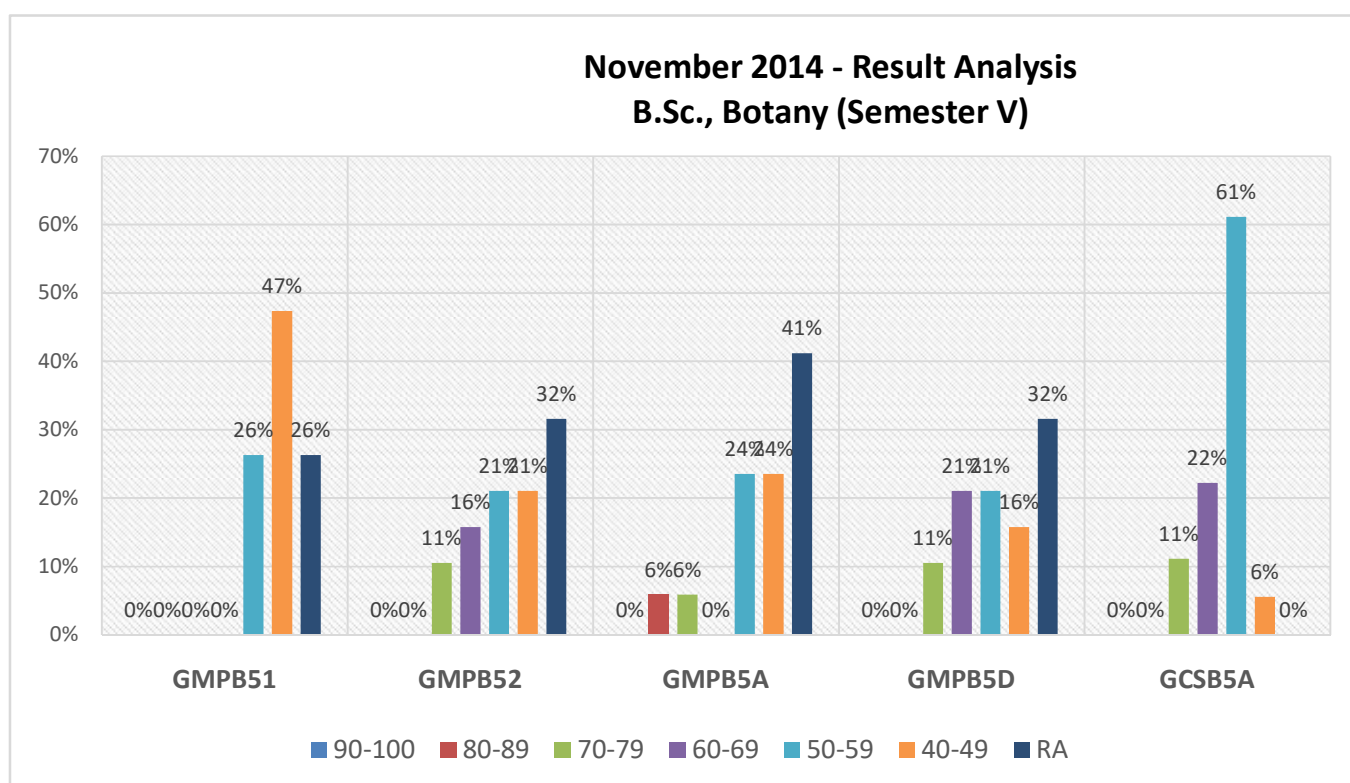
Components	Subject Name	Subject Code	% of Pass
Part I Tamil	Tamil	G1TL41	97%
Part II English	English	G2EN41	90%
Part III Core Subjects 6	Developmental Botany and Experimental Embryology	GMPB41	87%
Part III Core Practical II	Pteridophytes, Gymnosperms, Paleobotany, Developmental Botany and Experimental Embryology	GMPBP2	100%
Part III Allied Subject IV	Allied Chemistry	GACH21	66%
Part III Allied Practical	Allied Chemistry Practical	GACHP1	
Part IV Skill Based Subject II	Preservation of Fruits & Vegetables / Herbal Biotechnology	GACHP1	100%
Part IV Non Major Elective	Botany for competitive Examinations / Bioresources	GSPB4A	100%
Part IV Extension activity (NCC, NSS, YRC, YWF)		GNZO4A	96%



- The pass percentage mostly falls between the range 87% to 100%, except GACH21.
- The comparative study revealed that 50% to 60% of the students have secured A+ grade with 100% result in the following subjects GMPBP2, GACHP1 and GSPB4A.

UG – V Semester

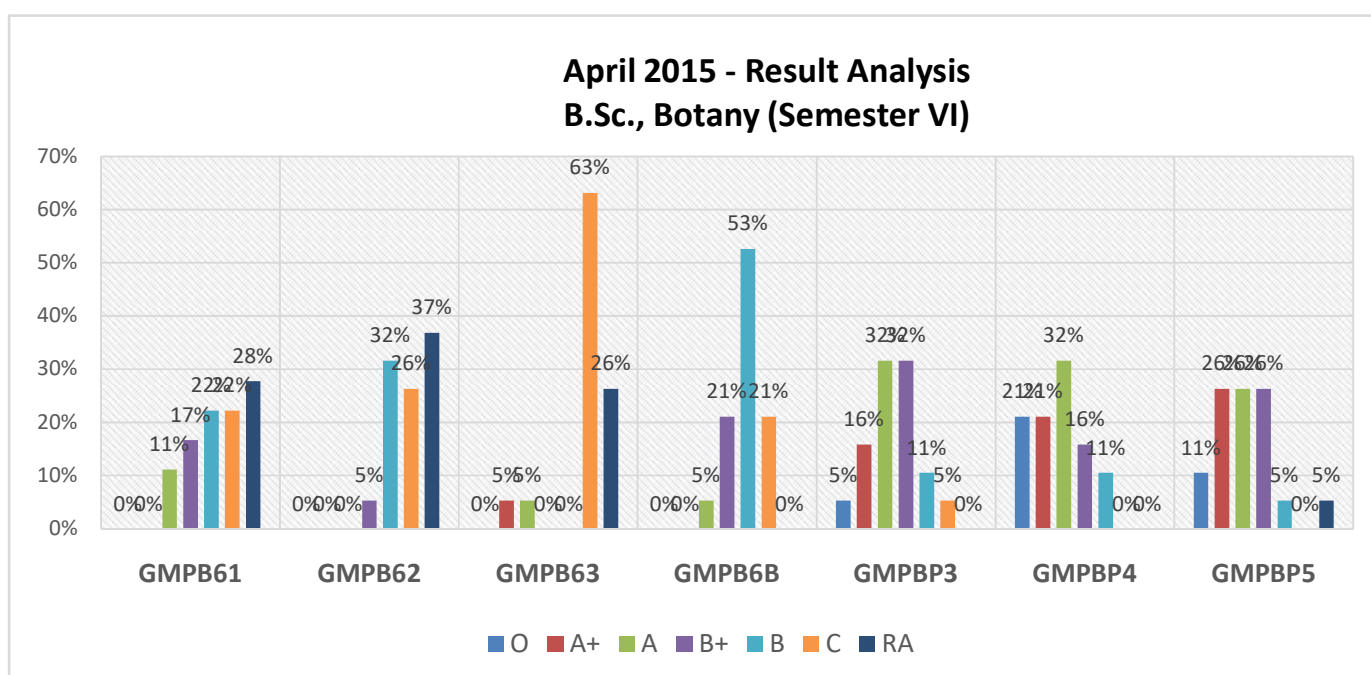
Components	Subject Name	Subject Code	% of Pass
Part III Core Subjects 7	Taxonomy	GMPB51	73%
Part III Core Subjects 8	Biochemistry	GMPB52	69%
Part III Major Elective I	Techniques in Biotechnology / Forestry	GMPB5A	60%
Part III Major Elective II	Marine Biotechnology / Horticulture & Plant Breeding	GMPB5D	69%
Part IV Skilled based Subject III	Effective Communication / Personality Development	GCSB5A	100%



- The results revealed that the pass percentage is ranged in between 60% to 73%, except in one subject.
- The comparative study revealed that 20% to 25% of the students have secured more than 50 marks, invariably in all subjects.

UG – VI Semester

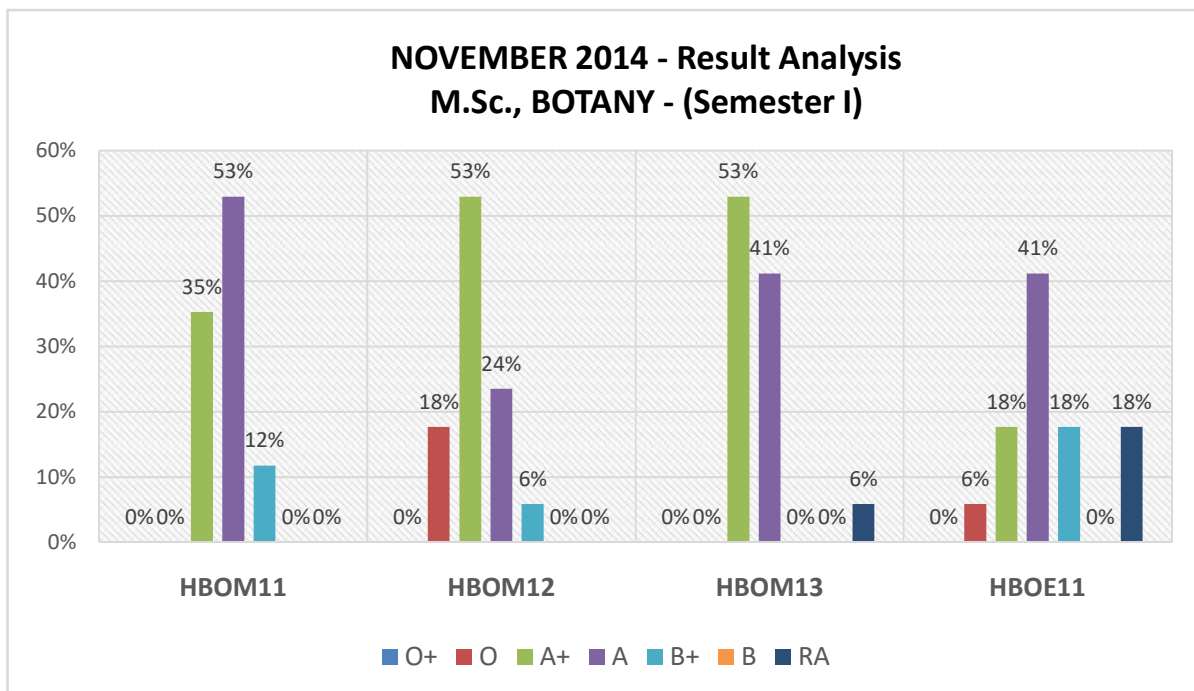
Components	Subject Name	Subject Code	% of Pass
Part III Core Subjects 9	Plant Physiology	GMPM61	72%
Part III Core Subjects 10	Genetics, Biometrics & Bioinformatics	GMPB62	63%
Part III Core Subjects 11	Applied Biotechnology	GMPB63	73%
Part III Major Elective III	Environmental Biotechnology / Computer Applications	GMPB6B	100%
Part III Core Practical 3	Taxonomy and Elective I & II	GMPBP3	100%
Part III Core Practical 4	Biochemistry, Genetics & Biometrics	GMPBP4	100%
Part III Core Practical 5	Plant Physiology & Applied Biotechnology	GMPBP5	94%



- The result highlights that the overall pass percentage is above 72%, except in the subject GMPB62.
- Around 38% of the students have passed in second class, invariably in all subjects.

PG – I Semester

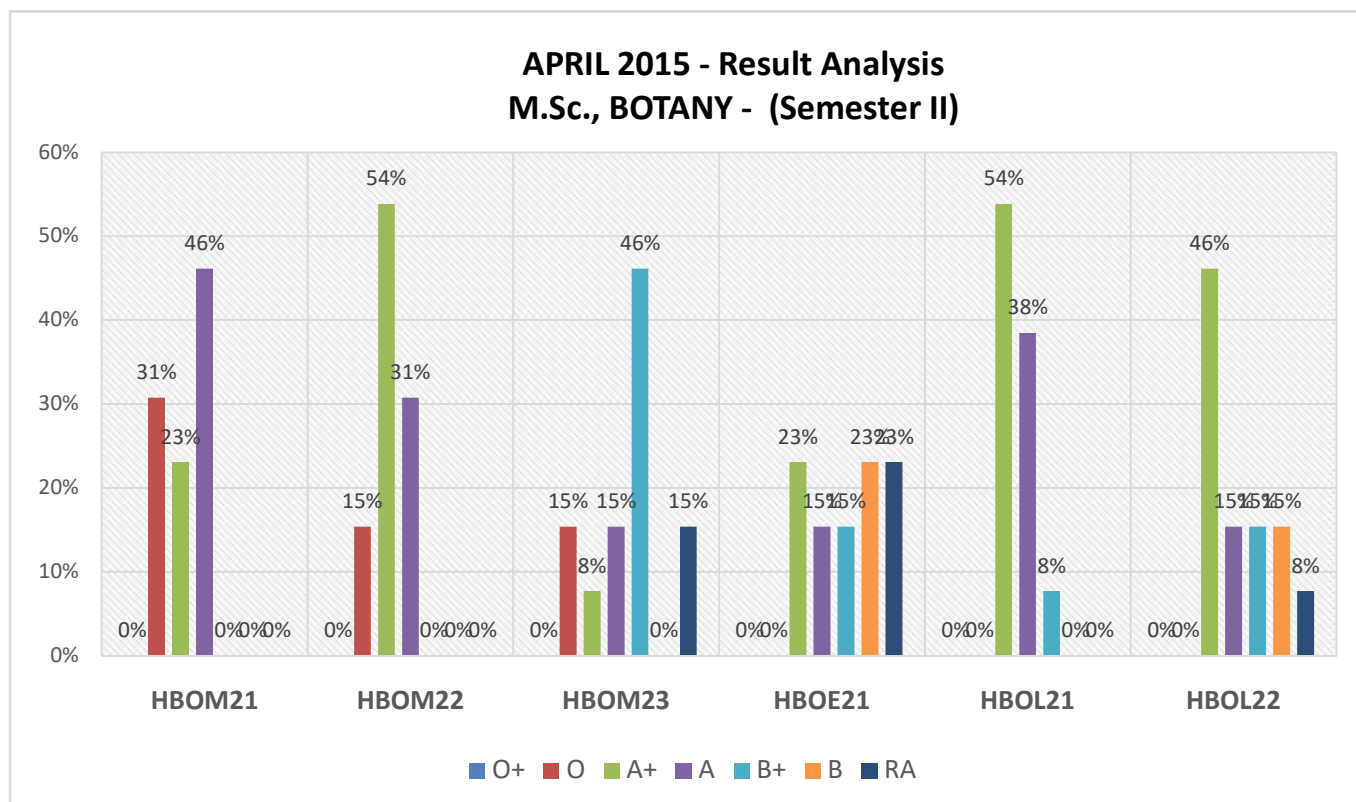
Components	Subject Name	Subject Code	% of Pass
Core Subject I	Plant Diversity I- Algae, Fungi, Lichens and Bryophytes.	HBOM11	100%
Core Subject II	Anatomy and Embryology of Angiosperms	HBOM12	100%
Core Subject III	Microbiology and Plant Pathology	HBOM13	94%
Elective I	Medicinal Botany and Pharmacognosy	HBOE11	83%
Total (4 Courses)			



- The pass percentage mostly falls between the range 83% to 100%.
- Around 35% to 53% of the students have secured A+ grade, except in the subject HBOE11.

PG – II Semester

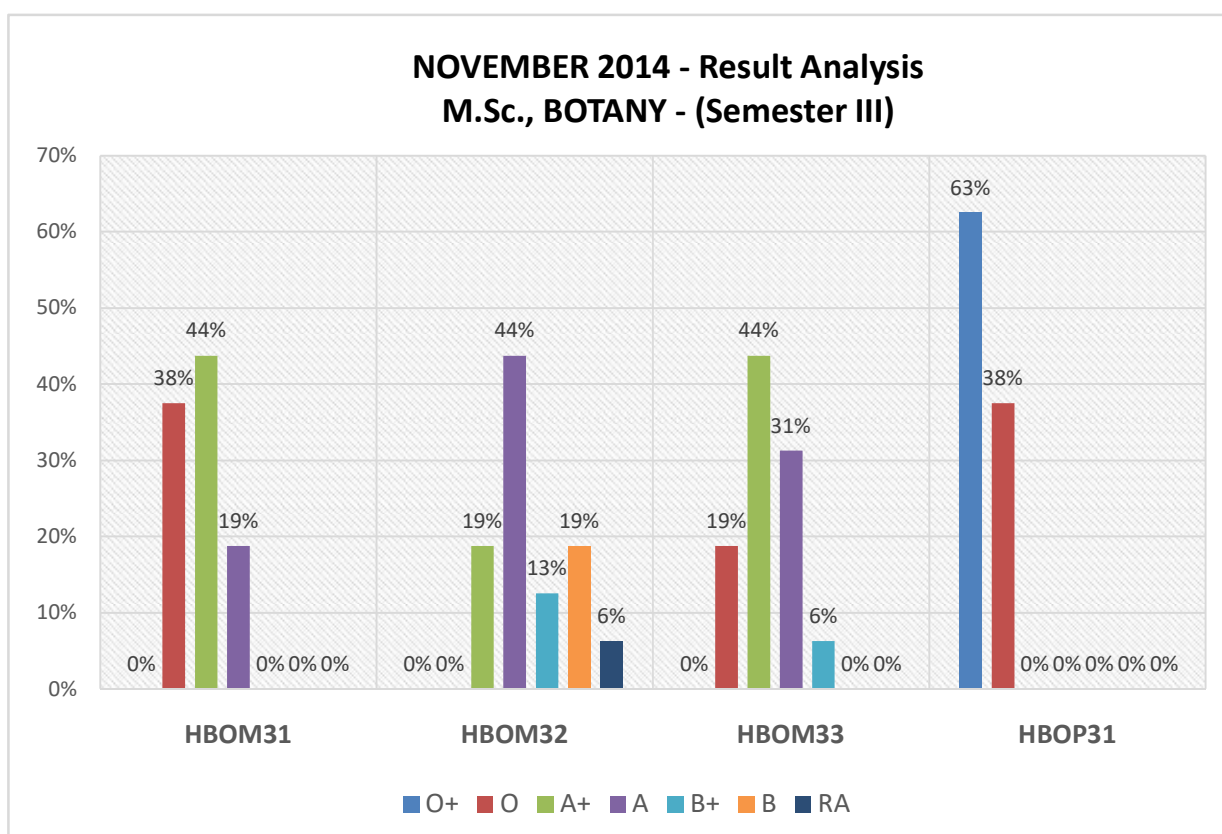
Components	Subject Name	Subject Code	% of Pass
Core Subject IV	Plant Diversity II- Pteridophytes, Gymnosperms and Paleobotany	HBOM21	100%
Core Subject V	Taxonomy of Angiosperms	HBOM22	100%
Core Subject VI	Genetics and Molecular Biology	HBOM23	84%
Elective II	Computer Applications and Bioinformatics	HBOE21	76%
Practical I	Algae, Fungi, Lichens, Bryophytes, Anatomy, Embryology of Angiosperms, Microbiology and Plant Pathology	HBOL21	100%
Practical II	Pteridophytes, Gymnosperms, Paleobotany, Taxonomy of Angiosperms, Genetics and Molecular Biology	HBOL22	91%



- The results revealed that the pass percentage mostly falls between the range 76% to 100%.
- Around 53% of the students have secured A+ grade in the following subjects HBOM23, HBOL21 and HBOL22.

PG - III Semester

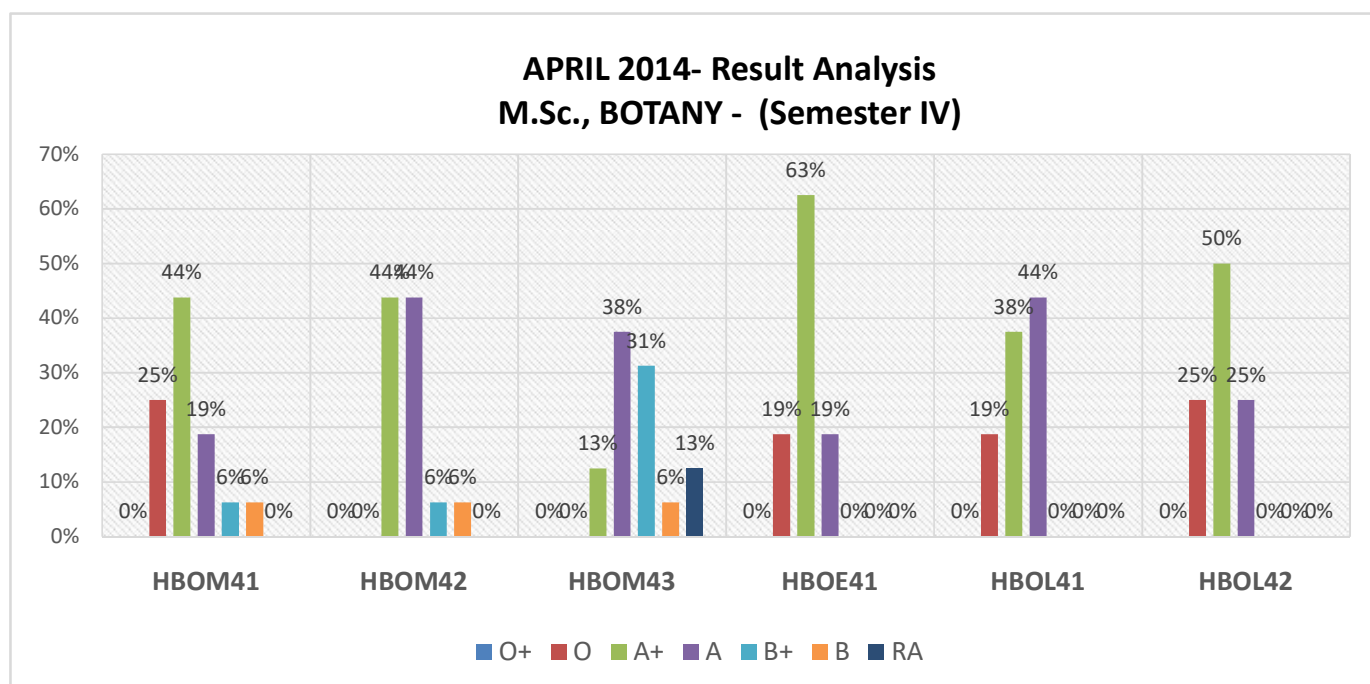
Components	Subject Name	Subject Code	% of Pass
Core Subject VII	Biochemistry and Biophysics	HBOM31	100%
Core Subject VIII	Research Methodology	HBOM32	94%
Core Subject IX	Plant Biotechnology	HBOM33	100%
Project	Project	HBOP31	100%



- The results revealed that the pass percentage is relatively high when compare with other semesters and recorded to be ranged in between 94% to 100%, in all subjects.
- Around 38% the students have secured 'O' grade in the following subjects HBOM31 and HBOP31.

PG - IV Semester

Components	Subject Name	Subject Code	% of Pass
Core Subject X	Plant Physiology	HBOM41	100%
Core Subject XI	Environmental Biology	HBOM42	100%
Core Subject XII	Applied Biotechnology	HBOM43	87%
Elective III	Mushroom Cultivation	HBOE41	100%
Practicals III	Biochemistry, biophysics and Research Methodology	HBOL41	100%
Practicals IV	Plant physiology, Plant Biotechnology, Environmental Biology and Applied Biotechnology	HBOL42	100%



- The result highlights that, most of the students have obtained 100% results in many subjects.
- Around 45% to 63% of the students have secured A+ grade, almost in all subjects.

Student performances and learning outcomes:

Program name	Number of students appeared in the final year examination	Number of students passed in final year examination	Pass percentage
B.SC., Botany	23	8	34.7%
M.Sc., Botany	17	15	88.2%

The result analysis revealed that the pass percentage of final year B.Sc., students is less than 50%. But, the pass percentage of final year M.Sc., students are extremely high and recorded to be around 90%. Most of the PG students have obtained 100% results in many subjects.

9. Outcome

Outcome of the students meeting

- Students felt that the infrastructure provided by the college and department is GOOD.
- The rules and regulations of the department were appreciated.
- They felt that the Staffs of the department are having best expertise and experience and are handling classes in a very interactive way.
- Curriculum was well appreciated.
- PG Students presented research papers in seminar.
- Wi-fi bandwidth is not sufficient.
- Lunch room with water is expected in every block.
- Students retiring room is not sufficient.
- Girls students are expected more facilities in their retiring room.
- Syllabus is advanced but heavy; students can understand the course only with the help of the course instructors.
- Importance is not given for communication and skilled based classes.

Outcome of the Faculty meeting

- They felt very proud to serve for this institution.
- They felt satisfied with the pay package.
- EPF contribution was also appreciated.
- Friendly and professional academic environment created by HOD was well appreciated.



10. Overall assessment

- The evaluation process followed by the department is good.
- Course academic plan and implementation are recorded properly.
- Uniform for students is a good practice.
- Curriculum is having a good impact on the outcome of the students.
- Library facility in the department is quite good.
- Students are encouraged and motivated to participate in curricular and extracurricular activities in other institutions.
- Field trips and educational tour are well planned and arranged.
- Association meetings and staff meetings in the department are conducted periodically.
- Number of Text books at library is not sufficient.
- Wi-fi bandwidth is too low.
- Web site of the college is frequently updated.
- Publications and participations in FDP, seminars, conferences and workshops by faculty members are minimal.
- To complete 90 working days for first semester students is not feasible because of the admission procedure.

11. Suggestions

- More number of text book volumes has to be purchased.
- More Indexed journals at least Scopus indexed to be subscribed.
- Publications and participations in FDP, seminars, conferences and workshops by faculty members are to be increased.
- Paid leaves should be given to the faculty members to attend FDP, seminars, conferences and workshops.
- Incentives may be given to the faculty by the management for publishing papers and producing 100% results.
- External funded research projects to be taken up by the faculty members.
- Students may be asked to write job oriented online exams (like NPTEL, etc.,) for better placements.
- Syllabus for Research domain and self-learning courses may be clearly defined and it may include more areas.
- Importance has to be given for communication and soft skills classes.
- Library facility is very good and there is a vast scope of development; but the students under unaided stream should be allowed to access the general library.

12. Signature of the Academic Audit Panel Members

<p>Chair Person Dr. A. Selvin Samuel Head, Department of Botany and Research Center, St John's College, Palayamkottai, Tirunelveli- 627002, Tamil Nadu.</p>	 <p>Dr. A. SELVIN SAMUEL, M.Sc., M.Phil., M Ed , Ph.D., ASSOCIATE PROFESSOR AND HEAD DEPARTMENT OF BOTANY ST. JOHN'S COLLEGE PALAYAMKOTTAI - 627 002</p>
<p>Subject expert-1 Dr. K. Dharmar Associate Professor of Botany, Pasumpon Thiru Muthuramalinga Thevar Memorial College, Kamuthi, Ramanathapuram District.</p>	 <p>K. Dharmar Associate Professor in Botany P.T.M.T.M. College Kamuthi - 623 603</p>

<p>Subject expert-2</p> <p>Dr. A. Saravana Ganthi, Head and Assistant Professor, Department of Botany, Rani Anna Government College for Women, Tirunelveli.</p>	<p><i>Agel</i></p> <p>Dr. A. Saravana Ganthi, M.Sc., M.Phil., Ph.D., Assistant Professor, Department of Botany Rani Anna Govt. College for Women Tirunelveli - 627 008., Tamilnadu.</p>
<p>Industry Expert</p> <p>Mrs. T. Jasmine Dorathy Agriculture Officer Agriculture Department.</p>	<p><i>T. Jasmine</i></p> <p>Mrs. T. Jasmine Dorathy Agriculture Officer Agriculture Department Palayamkottai</p>
<p>Co-ordinator</p> <p>Mr. A. Pauldurai Samraj, Assistant Professor, Department of Boatany, St. John's College, Tirunelveli.</p>	<p><i>AS</i></p> <p>A. PAULDURAI SAMRAJ Asst. Prof. of Botany St John's College.</p>

Chinnil

Principal
PRINCIPAL
ST. JOHN'S COLLEGE
PALAYAMKOTTAI - 627 002

V. John

IQAC Coordinator
IQAC CO-ORDINATOR
ST. JOHN'S COLLEGE
PALAYAMKOTTAI



**ST. JOHN'S COLLEGE PALAYAMKOTTAI
TIRUNELVELI – 627 002**

sjc1878@stjohnscollege.edu.in, www.stjohnscollege.edu.in



Annual Academic Audit Report

2014-15

Department of Zoology

22th August 2015

Table of Contents

1. Introduction.....	2
2. Objectives of Academic Auditing.....	2
3. Academic Audit Panel Members	2
4. Schedule of the Annual Academic Audit.....	3
5. Department Profile.....	4
5.1 About the Department.....	4
5.2 Best Practices of the Department:.....	6
5.3 Infrastructure in the Department.....	6
5.4 Department Library Facilities	6
6. Faculty Profile.....	7
List of the Faculty members in Aided stream	7
Research and Consultancy	8
List of the Faculty members, based on API score.....	9
7. Students' Profile	9
Student's Statistics for theyear2014-2015	9
List of the student representatives.....	10
List of Ongoing Scholars under Supervisor	10
Students' Achievements.....	11
Placement Details.....	11
8. Curriculum	11
UG Programme Structure	12
PG Programme Structure	13
M.Phil.ProgrammeStructure	13
Course Evaluation Pattern.....	14
Result Analysis	14
9. Outcome.....	21
10. Overall assessment.....	22
11. Suggestions	22
12. Signature of the Academic Audit Panel Members.....	23

1. Introduction

The process of Academic intends to monitor and enhance the quality of science education through proper guidelines for both teaching faculty and students, so as to ensure qualified students/researchers passing out from the department. It presents the objectives of academic auditing, the process of internal and external evaluation of courses, major/mini projects, seminars, overall discipline and academic functioning of the department, duties and responsibilities of faculty members, research and consultancy and class/course committees.

The Annual Academic Audit of the Department was conducted on 22th August 2015.

2. Objectives of Academic Auditing:

- (i) To define quality of each component of the functionalities.
- (ii) To define effectiveness of the of teaching-learning process.
- (iii) To device methodology to confirm maximum output from faculty members as well as students.
- (iv) To ensure academic accountability and quality of technical education through proper guidelines for both teaching faculty and students/researchers.

3. Academic Audit Panel Members

The Name, Designation and Address of Academic Audit Experts are given in detail:

Chair Person

Dr. H.M Mahilini M.Sc.,M.Phil.,Ph.D.
Associate Professor & Head of Zoology Dept.,
St. John's College,
Palayamkottai 627002,
Tamil Nadu.
Mobile: 9486657814

Co-ordinator

Dr. B. Jawahar Samuel M.Sc.,M.Phil.,Ph.D.
Associate Professor of Zoology,
St. John's College,
Palayamkottai 627002, Tamil Nadu.
Email: drbjsamuel@yahoo.co.in
Mobile: 9443290006

Subject Expert-1

Dr.Solavan, MSc.,MPhil.,Ph.D.,
Associate Professor and Head
PasumponMuthuramalingaDevar College,
Melaneelithanalloor.
Mobile: 9488473385
Email: solavansolavan@gmail.com

Subject Expert-2

Dr. Victoria Thangam,MSc.,MPhil.,Phd.
Associate Professor and Head
Rani Anna Government College for Women,
Gandhinagar
Tirunelveli.
Mobile: 9487058006
Email: victoriamanickam@gmail.com

4. Schedule of the Annual Academic Audit

22nd August 2015 (Fore noon)	
Timing	Activity
10:00 AM – 10:30 AM	Meeting of the Panel with the Principal and IQAC coordinator in Principal's Office along with Head of the department of Zoology.
10:30 AM – 11:15 AM	Overall presentation (PPT) about the department
11:15 AM – 11:30 AM	Tea Break
11:30 AM – 11:50 AM	Meeting UG students in aided stream
11:50 AM – 12:10 PM	Meeting PG students in aided stream
12:10 PM – 12:30 PM	Meeting student representatives of both UG and PG classes in aided stream
12:30 PM – 01:00 PM	Meeting M.Phil. and Ph.D. research scholars
After noon	
Timing	Activity
02:00 PM – 20:30 PM	Entry Meeting of the Panel in the Department
02:30 PM – 03:30 PM	Visiting Infrastructure

03:30 PM – 04:00 PM	Verifying the Audit Report and the Support Evidences
04:00 PM – 04:15 PM	Tea Break
04:15 PM – 04:45 PM	Verifying the Audit Report and the Support Evidences
04:45 PM – 05:30 PM	Preparation of the Annual Audit Report
05:30 PM – 06:00 PM	Exit Meeting with the Principal and IQAC coordinator in Principal's Office

5. Department Profile

5.1 About the department

The Department of Zoology has the distinction of catering to the academic needs of graduates, postgraduates and research students. The degree course started in 1963 was upgraded to the postgraduate status in 1986. Two years later, in 1988, M.Phil. degree course was introduced. In the year 1997, Ph.D research programme was also commenced, with the recognition of the Zoology Research Centre by ManonmaniamSundaranar University, Tirunelveli. The department is equipped to provide optimal solutions to student delight by adopting newer technologies. Sericulture as a vocational subject for the B.Sc. Zoology students was conducted from the year 1977 to 2003 with the assistance from the UGC and under this programme students were given on the job training in Sericulture.

The department is furnished with a good range of research journals, academic textbooks and sophisticated laboratory equipments. They are utilized for the regular and research activities of the students as well as the staff members. We have conducted UGC sponsored seminar and conference. Generally, seminar and conference conducted by our department focused themes on environmental awareness, biodiversity conservation and recent advance techniques in biology. Our department is well-equipped with the necessary and relevant laboratory and field oriented resources in basic and applied community extension research activities especially in vermiculture, sericulture, animal behaviour, pollution, biodiversity, conservation, water quality, etc. The faculty members continuously engage themselves not simply in academic achievement of students but also

in research activities and also publish their findings in reputed journals of national and international status.

Separate and adequate laboratories are available for B.Sc., M.Sc., M.Phil and Research programmes. Provisions are available to carryout practicals related to molecular biology, microbiology, immunology, endocrinology and biochemistry. A well-furnished research laboratory is available in working condition for animal and silkworm research in addition to the wet lab, biochemistry lab, biotechnology lab and instrumentation room creating a conducive environment for research as well as advanced learning.

An animal house has been constructed, specially, to rear bats in the Zoology Research Centre. This is used to study and know the minimum requirements for keeping tropical fruit bats in captivity. This will help us to maintain and care the orphan bats or injured bats and to get scientific information on growth studies, energetics, physiological or behavioural evaluation.

The bat rearing chamber is an octagonal chamber fitted with glass cubicle to facilitate observation without disturbing the bats. The glass cubicle was fitted in a manner that each and every corner of the chamber could be seen clearly, which helped to observe the natural activities of bats. Wooden poles fitted with aluminium wires were provided on the roof of the chamber to facilitate roosting of bats. The floor of the chamber was covered with sand for easy removal of the bolus and guano that may fall on the floor. Since sunlight diffused into the chamber through glass windows during daytime, the animals were subjected to natural day and night cycle during the rearing period. Many research studies have been carried out using this animal house and major projects were completed using this facility. More than 10 M.Phil. Projects were accomplished and 5 Ph.D. programmes were completed using this rearing chamber alone.

The sericulture laboratory was constructed with this objective utilizing the financial assistance received from U.G.C. for "Vocational Sericulture Course" between the years 1997 and 2002. The centre has enough infra structure to rear many layings at a time and is also designed to grow bivoltine races too. The lab is also suitable for egg production. The centre has produced 2 Ph.D. and more than 25 M.Phil scholars. Most of the research work concentrated on evolving region specific varieties – both silkworm races as well as mulberry variety.

5.2 List of Pioneers

1.	Prof. M.H. Martin	1959- 1989
2.	Prof. Daniel Wesley	1962 - 1973
3.	Dr. J. Balasingh	1968 - 2004
4.	Prof. M.S. Muthiah	1969 - 1994
5.	Prof. P. Jacob	1969 - 2003
6.	Prof. D. Augustine Jebaraj	1970 - 2000
7.	Dr. R. RajakumarKoilpillai	1973 - 2010
8.	Dr. D. Jones Nelson	1986 - 2001
9.	Dr. John Wycliff	1986 - 1994
10.	Dr. Albert Rajendran	1987 - 2012
11.	Dr.NaliniJeyakumar	1988- 1995

5.3 Best Practices of our Department

For the Student by the Student.

Constructing the Character.

5.4 Infrastructure in the Department

S.No	Items	Verification	Comments
1	Classrooms	yes	6
2	Laboratory	yes	3
3	Reading Room	yes	Available
4	Staff room	yes	Available
5	Research Lab	yes	Available
6	Sericulture	yes	Available
7	Bat house	yes	Available
8	Computers	yes	Available

5.5 Department Library Facilities

Area in sq. Ft.	Total No. of Books Available	Total No. of Journals Available	Total No. of Computer Systems with Internet Facilities
450	3218	6	2

6. Faculty Profile

Faculty Strength	Total Staff – 11 Men – 4 Women – 7
Qualification	Ph.D. – 9 M.Phil. – 11 NET – 0 SET – 1

6.1. List of the Faculty members in Aided stream

S. No.	Name of the Staff	Qualification	Designation and Responsibilities	Date of Joining	Area of Specialisation
1	Dr. H. M. Mahilini	M.Sc., M.Phil., Ph.D.	Head & Associate Professor.	9.4.1980	Toxicology.
2	Dr. B. Jawahar Samuel	M.Sc., MPhil., Ph.D.	Associate Professor	28.3.1990	Endocrinology
3	Dr. Mohanraj Ebenezer	M.A.M.S., M.Ed., M.Phil., Ph.D	Associate Professor	13.12.1995	Limnology
4	Dr. S. Suthakar Isaac	M.Sc., Mphil., Ph.D	Associate Professor	13.12.1995	Chronobiology
5	Dr. M. Rajakumari	M.Sc., B.Ed, M.Phil., Ph.D	Associate Professor	21.6.1999	Ornithology
6	Dr. Miss. KerenhapEvangelin	M.Sc., Bed., Mphil., Ph.D	Assistant Professor	16.7.2001	Sericulture

7	Dr.Mrs.Ezhilmathi Sophia	M.Sc., M.Ed, M.Phil., Ph.D	Assistant Professor	30.8.2006	Ethology and chemical signalling
8	Dr.Mrs. D.V. SheebaRajakumari	M.Sc., M.Ed, M.Phil., Ph.D	Assistant Professor	30.8.2006	Sericulture
9	Dr. P. Augustus Robince	M.Sc., M.Ed, M.Phil., Ph.D	Assistant Professor	8.11.2008	Chronobiology
10	Mrs. J. Vijila	M.Sc., B.Ed, M.Phil,	Assistant Professor	29.5.2009	Limnology
11	Mrs. L. Jansi Rani	M.Sc., MPhil.,	Assistant Professor	29.5.2009	Sericulture

6.2 Research and consultancy 2014-2015.

P.VictoriaThangam, **Ezilmathi Sophia** and T Sundararaj (2015). Nematicidal Activity of Guano of the Indian False Vampire Bat *MegadermaLyra*, ***Journal of Ecotoxicology & Environmental Monitoring*.09712-0965.**

Garg,BalajiChattopadhyay, **D.P .Swami Doss**, A.K. Vinoth Kumar, SripathiKandula ,Uma Ramakrishnan(2015).Males and Females Gain Differentially from Sociality in a Promiscuous Fruit Bat *Cynopterussphinx*, PLoS ONE.1932-6203.

Ezhilmathi Sophia and L Jeyapraha (2014) Chemical signaling in mother-pup recognition of *Hipposiderosater*, Templeton,1848(Dusky leaf nosed Bat),International Journal on Environmental Protection and Rural Development. Vol.3PP:78-82 .ISSN:2249-4375.

6.3 List of the Faculty members, based on API Score

S. No	Name of the Faculty	Designation	API Score
1	Dr. H. M. Mahilini	Head & Associate Professor	
2	Dr. B. Jawahar Samuel	Associate Professor	101.5
3	Dr.Mohanraj Ebenezer	Associate Professor	

4	Dr. S. SuthakarIssac	Associate Professor	154.5
5	Dr. M. Rajakumari	Assistant Professor	118.5
6	Dr. Miss. KerenhapEvangelin	Assistant Professor	106.5
7	Dr.Mrs.Ezhilmathi Sophia	Assistant Professor	131.5
8	Dr.Mrs. D.V. SheebaRajakumari	Assistant Professor	132
9	Dr. P. Augustus Robince	Assistant Professor	108.5
10	Mrs. J. Vijila	Assistant Professor	108.5
11	Mrs. L. Jansi Rani	Assistant Professor	108.5

7. Students' Profile

7.1 Students' Statistics for the year 2014-15

The students are admitted on each course based on the Government schemes of reservation. The community-wise students' statistics are given below:

Course	SC	ST	OBC	OC	Minority	Total
I B.Sc.	6	0	15	0	15	36
II B.Sc.	5	0	11	0	6	22
III B.Sc.	6	0	9	0	6	21
I M.Sc.	2	0	5	0	3	10
II M.Sc.	4	0	8	0	5	17
M.Phil.	4	0	2	0	1	7

7.2 List of the Student's representatives

Course	Name of student's representative
I B.Sc.	J. AshaSweetha
II B.Sc.	S. Keerthana
III B.Sc.	S. Balamurugan
I M.Sc.	R. Pooja
II M.Sc.	R. PrakashMuthuraj
M. Phil	G. Pathmavathi

7.3 List of Ongoing Scholars under Supervisor

S. No.	Name of the Scholar with Register Number	Name of the Supervisor	Full Time / Part Time	Date of Commencement
1	Mrs.PerungotturSelvi (4644)	Dr.Suthakar Isaac	Full Time	2011
2	Mr.Stephenraj (2416)	Dr.Suthakar Isaac	Full Time	2006
3	Mr. A. Gunasekar (3180)	Dr.Suthakar Isaac	Full Time	2008
4	Mrs. A. Krishnarathi (4476)	Dr.Suthakar Isaac	Part Time	2010
5	Mr. J. Dhivahar (9713)	Dr.Suthakar Isaac	Full Time	2012
6	Mr.Sathesh	Dr. W. KerenhapEvangelin	Full Time	2013
7	Mr. J. Sundararaj	Dr. W. KerenhapEvangelin	Full Time	2013
8	Mrs. P. Victoria Thangam (9359)	Dr.Ezhimathi Sophia	Part Time	2012

7.4 List of Completed Ph.D. Scholars under Supervisor

S. No.	Name of the Scholar with Register Number	Name of the Supervisor	Title of the thesis	Year of Completion
1	Mrs.Perungottur Selvi(4644)	Dr.Suthakar Isaac	Biodiversity and composting ability of earthworms and an organic farming approach at Courtallam in Nellai District.	2014

7.5 Students' Achievements

Awards for Studies

NIL

Students qualifying in state/national/international level examinations

S.No.	Name of the student	Competitive exam passed
1	K. Velmuthu	Police Department

7.6 Placement Details

Programme Name	Batch	Number of students passed in final year examination	Number of students enrolled into higher education	Number of students placed in jobs
B.Sc.	2012 – 2015	12(19)	13	03
M.Sc.	2013 – 2015	7(17)	0	0
M.Phil.	2014– 2015	3(7)	0	0

8. Curriculum

Zoology makes a huge impact on our world through the scientific study of microbiology, genetics, Evolution, conservation, biodiversity, behaviour, physiology, ecosystem and husbandry.

The curriculum aims at providing basic tools and exposure to students.

It is being revised periodically and followed the course structure that as prescribed by Manonmaniam Sundaranar university.

The programme structure of the B.SC, M.SC, and M.Phil Zoology are mentioned below.

8.1 UG Programme Structure

Semester	Course code	Course Name	IM	EM	TM	H	C
I	GMZO11	Animal diversity I Invertebrate	25	75	100	5	4
	SMZO12	Animal diversity II Chordata	25	75	100	5	4
	GAPB11	Plant Diversity and Medicinal Botany	25	75	100	6	3
II	GMZO21	Developmental Zoology	25	75	100	5	4
	GMZO22	Ecology, Toxicology and Evolution	25	75	100	5	4
	GAPB21	Plant Anatomy, Embryology, Physiology and Biotechnology	25	75	100	6	3
III	GMZO31	Cell and Molecular Biology	25	75	100	6	4
	GSZO3B	Nutrition and Dietetics	25	75	100	4	4
	GNBP3A	Gardening and Garden Management	25	75	100	2	2
IV	GMZO41	Genetics	25	75	100	6	4
	GSZO4B	Verm technology	25	75	100	4	4
	GNBP4B	Bioresources	25	75	100	2	2
V	GMZO51	Animal Physiology and Biochemistry	25	75	100	7	5
	GMZO52	Animal Biotechnology	25	75	100	7	5
	GMZO5F	Poultry Science	25	75	100	6	5
VI	GMZO61	Applied Biotechnology	25	75	100	6	5
	GMZO62	Immunology and Microbiology	25	75	100	6	5
	GMZO63	Biostatistics, Computer Applications and Bioinformatics	25	75	100	6	5
	GMZO6A	Aquaculture	25	75	100	6	5

IM – Internal Marks, EM – External Marks, TM – Total Marks, H – Hours/week, C – Credits.

8.2 PG Programme Structure

Semester	Course code	Course Name	IM	EM	TM	H	C
I	HZOM11	Biological Chemistry	25	75	100	6	4
	HZOM12	Molecular Cell Biology	25	75	100	6	4
	HZOM13	Developmental Biology	25	75	100	6	4
	HZOE11	Biosystematics and Biodiversity	25	75	100	6	4
II	HZOM21	Microbiology	25	75	100	5	4
	HZOM22	Environmental Biology	25	75	100	5	4
	HZOE11	Biostatistics and Computer Application	25	75	100	5	4
	HZOE22	Entomology	25	75	100	5	4
III	HZOM31	Immunology	25	75	100	6	4
	HZOM32	Animal Physiology	25	75	100	6	4
	HZOM33	Genetics	25	75	100	5	4
IV	HZOM41	Biotechnology	25	75	100	6	4
	HZOM42	Aquaculture	25	75	100	6	4
	HZOM43	Evolution	25	75	100	5	4
	HZOE41	Research Methodology	25	75	100	5	4

IM – Internal Marks, EM – External Marks, TM – Total Marks, H – Hours/week, C – Credits.

8.3 M.Phil. Programme Structure

Semester	Course code	Course Name	IM	EM	TM	H	C
I	HZOC11	Research Methodology	25	75	100	4	4
	HZOC12	Advanced In Animal Biotechnology and Nano technology	25	75	100	4	4
	HAO11	Sericulture	25	75	100	4	4
II	HZOO24	Project and Viva Voce	50	50	100		12

IM – Internal Marks, EM – External Marks, TM – Total Marks, H – Hours/week,

C – Credits.

8.4 Course Evaluation Pattern

This program is under Choice Based Credit System of the University. Each paper is evaluated for 100 marks with Internal 25 marks and External 75 marks. The duration of the examination is 1 hour for internal assessment test and 3 hours for external examination.

The pattern for internal assessment and the external examination are as follows:

For UG courses

Internal Evaluation Pattern		External Evaluation Pattern	
Average of Best of two from three internal assessment test	= 20	Section A (10x1=10)	= 10
		Section B (5x5=25)	= 25
Assignments/Seminars	= 05	Section C (5x8=40)	= 40
Total Marks	= 25	Total	= 75

For PG and M.Phil. Courses

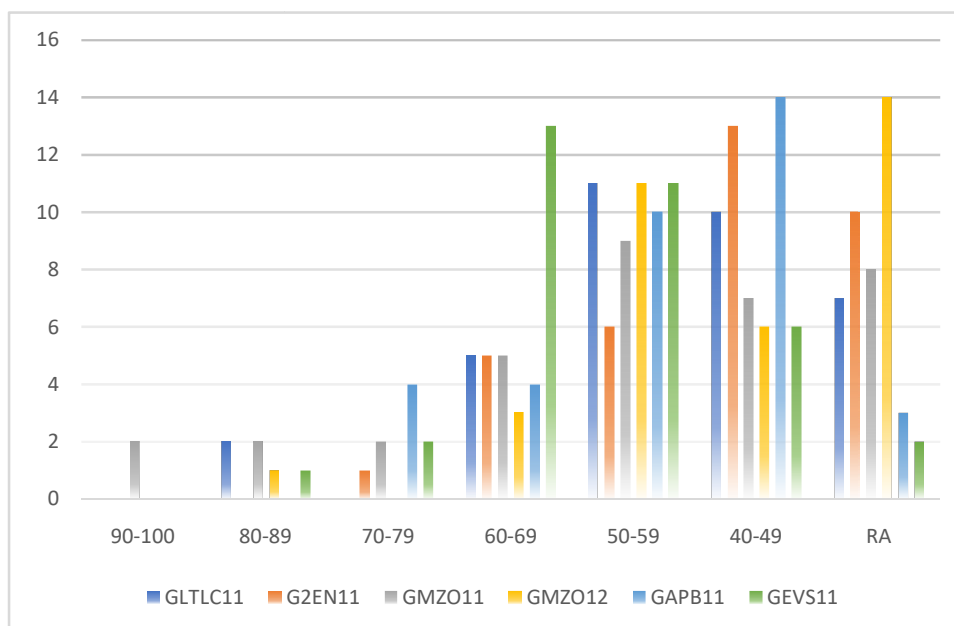
Internal Evaluation Pattern		External Evaluation Pattern		Project Evaluation Pattern	
Average of Best of two from three internal assessment test	= 15	Section A (10x1=10)	= 10	Continuous Internal Assessment Marks	50
Assignments	= 05	Section B (5x5=25)	= 25	End Semester Examination Marks	50
Seminars	= 05	Section C (5x8=40)	= 40		
Total Marks	= 25	Total	= 75	Total Marks	100

8.5 Result analysis

External examinations are conducted by Manonmaniam Sundaranar University and the corresponding results are declared after evaluation. The subject-wise result analysis is made by course instructors which will be helpful to understand the quality of classroom teaching and observation about each course.

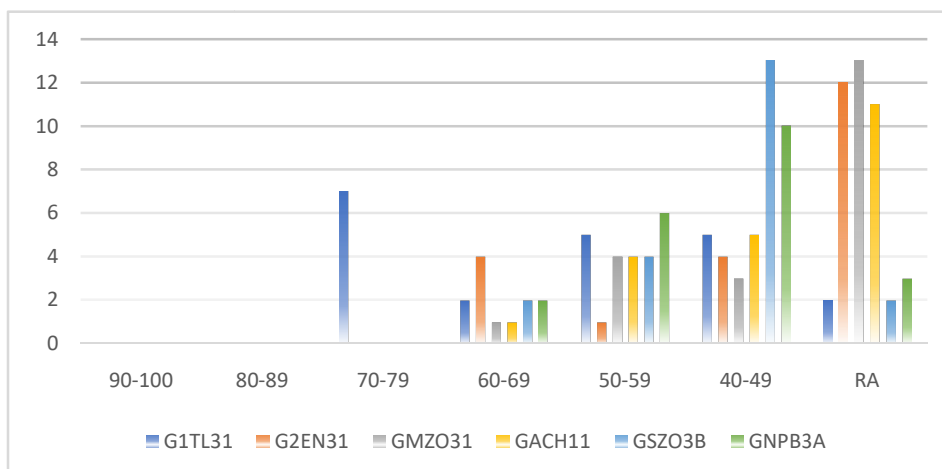
The analysis of the result for November 2014 and April 2015 University examinations are represented graphically

Nov 2014 result analysis
B.Sc. Zoology (semester I)



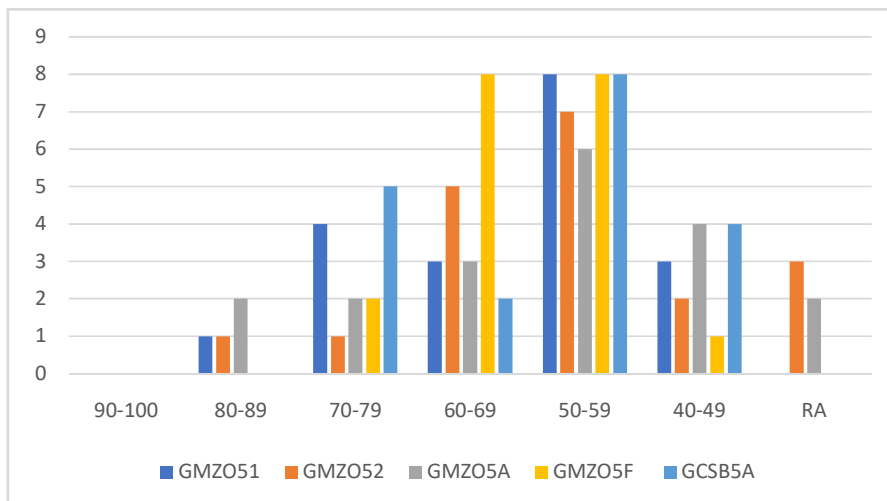
- In B.Sc. Zoology (semester I) the percentage mostly falls between the range 40-60
- On an average 4.7% reappear in the examinations and 49% of students gain 60% and above invariably in all subjects

Nov 2014 result analysis
B.Sc. Zoology (semester III)



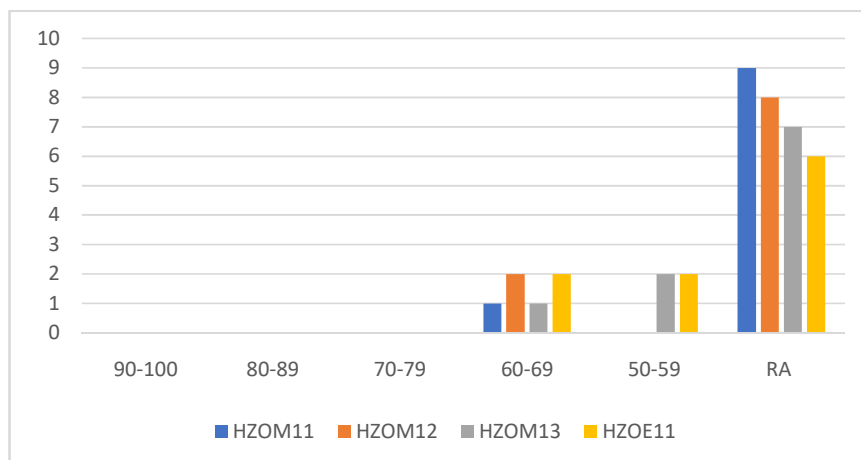
- In B.Sc. Zoology (semester III) the percentage mostly falls between the range 40-60
- On an average 3% reappear in the examinations and 25.3% of students gain 60% and above invariably in all subjects

Nov 2014 result analysis
B.Sc. Zoology (semester V)



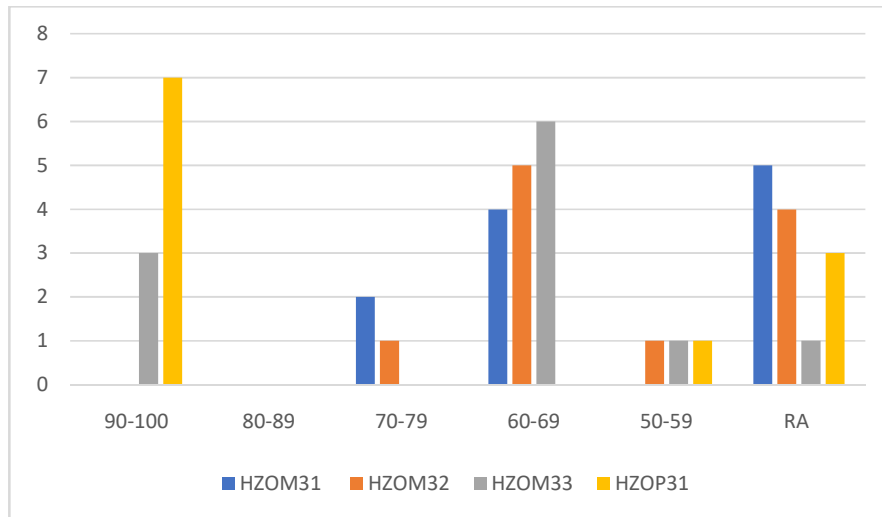
- In B.Sc. Zoology (semester V) the percentage mostly falls between the range 50-70
- On an average 2% reappear in the examinations and 24% of students gain 0% and above invariably in all subjects

Nov 2014 result analysis
M.Sc. Zoology (semester I)



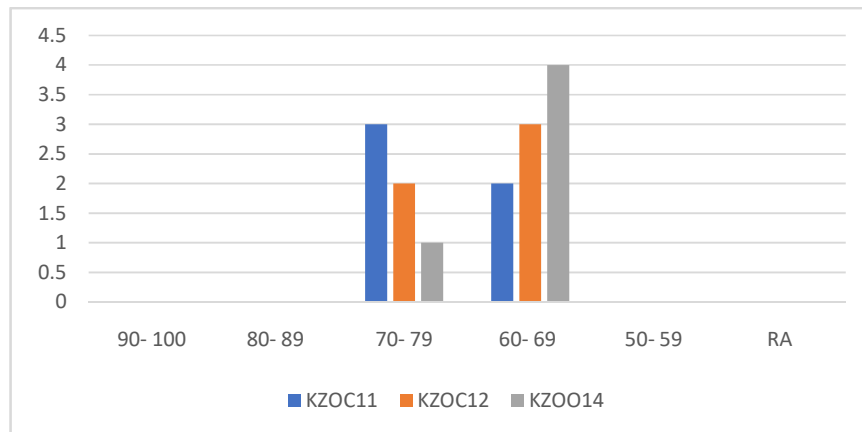
- In M.Sc. Zoology (semester I) the percentage mostly falls between the range 50-70
- On an average 2.6% reappear in the examinations and 12% of students gain 70% and above invariably in all subjects

Nov 2014 result analysis
M.Sc. Zoology (semester III)



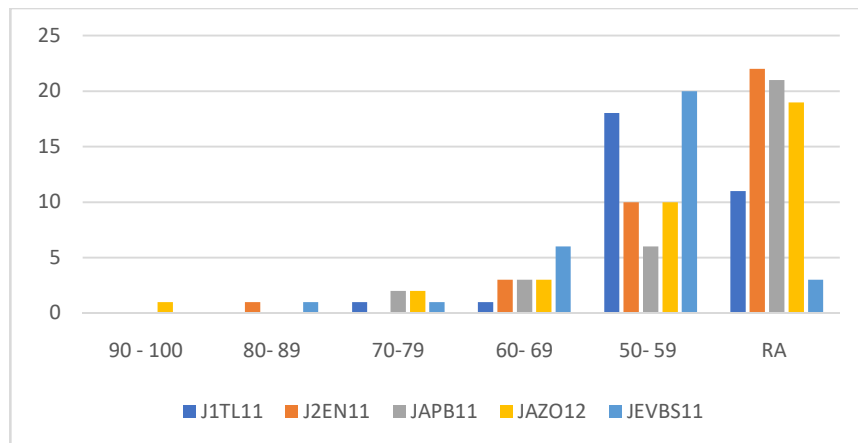
- In M.Sc. Zoology (semester III) the percentage mostly falls between the range 50-70
- On an average 3.4% reappear in the examinations and 7% of students gain 70% and above invariably in all subjects

Nov 2014 result analysis
M.Phil. Zoology (semester I)



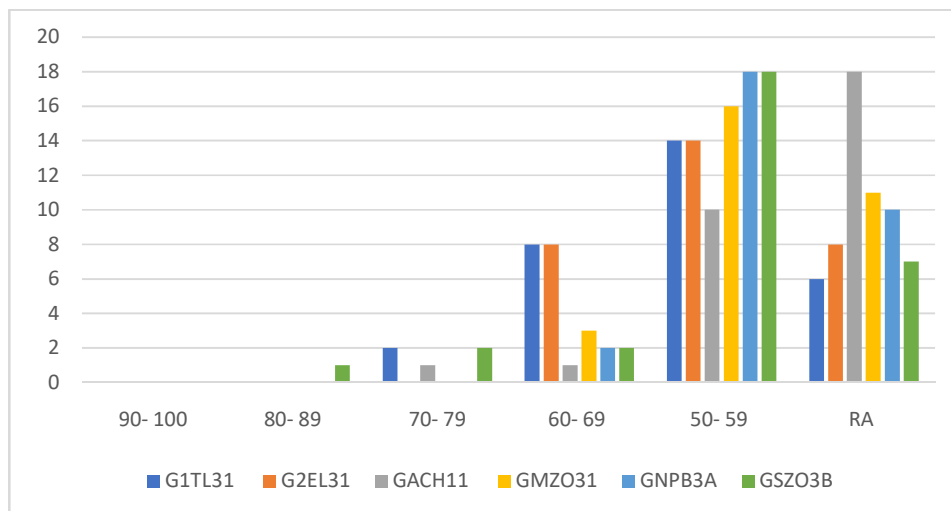
- In M.Phil. Zoology (semester I) the percentage mostly falls between the range 50-70
- On an average 3.4% reappear in the examinations and 7% of students gain 70% and above invariably in all subjects

April 2015 result analysis
B.Sc. Zoology (semester II)



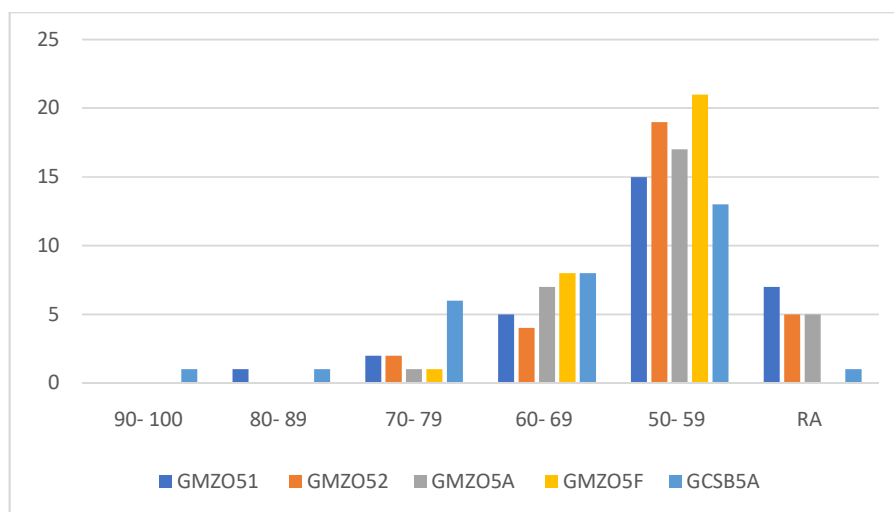
- In B.Sc. Zoology (semester II) the percentage mostly falls between the range 50-80
- On an average 2.3% reappear in the examinations and 28.6% of students gain 80% and above invariably in all subjects

April 2015 result analysis
B.Sc. Zoology (semester IV)



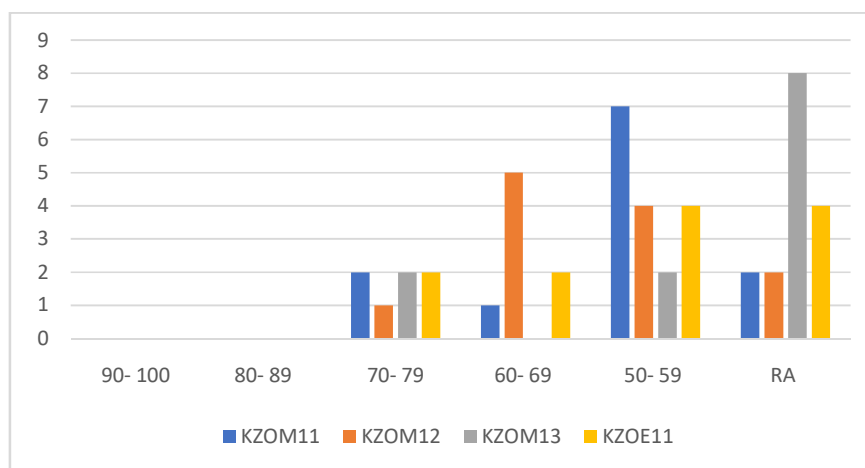
- In B.Sc. Zoology (semester IV) the percentage mostly falls between the range 50-80
- On an average 3% reappear in the examinations and 39.6% of students gain 80% and above invariably in all subjects

April 2015 result analysis
B.Sc. Zoology (semester VI)



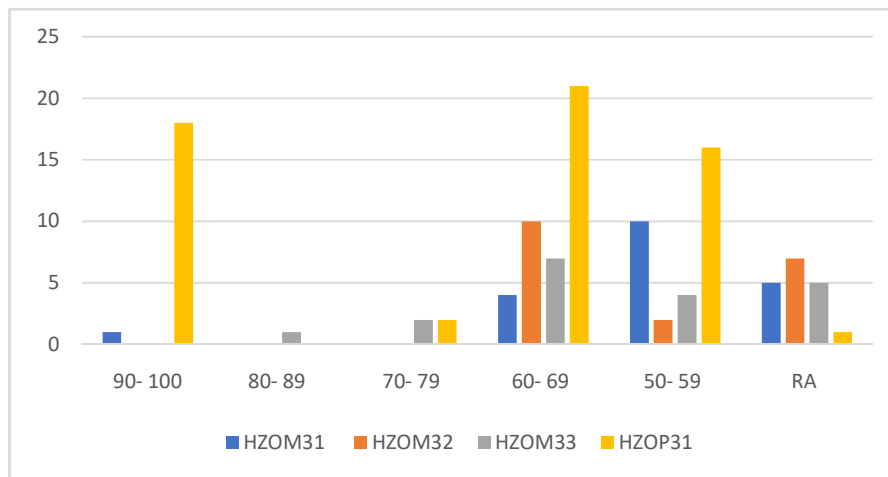
- In B.Sc. Zoology (semester VI) the percentage mostly falls between the range 50-80
- On an average 0.12% reappear in the examinations and 43% of students gain 80% and above invariably in all subjects

April 2015 result analysis
M.Sc. Zoology (semester II)



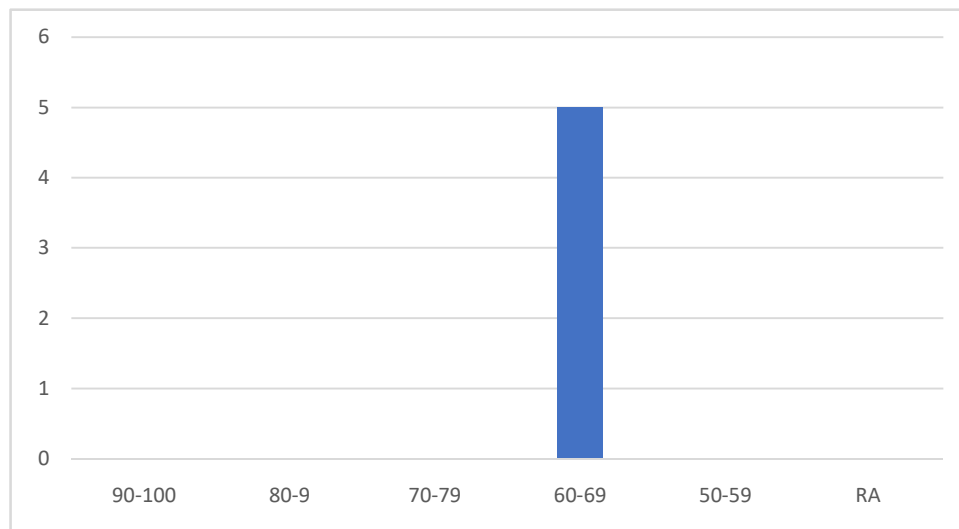
- In M.Sc. Zoology (semester II) the percentage mostly falls between the range 50-80
- On an average 3% reappear in the examinations and 28.6% of students gain 80% and above invariably in all subjects

April 2015 result analysis
M.Sc. Zoology (semester IV)



- In M.Sc. Zoology (semester IV) the percentage mostly falls between the range 50-70
- On an average 4.2% reappear in the examinations and 31% of students gain 80% and above invariably in all subjects

April 2015 result analysis
M.Phil. Zoology (semester II)



- In M.Phil. Zoology (semester II) the percentage mostly falls between the range 50-70
- On an average 0% reappear in the examinations and 100% of students gain 80% and above invariably in all subjects

The details of outgoing students that are appeared as well as passed in the April 2014 University examinations, are given below:

Programme name	Batch	Number of students appeared in the final year examination	Number of students passed in the final year examination	Pass percentage
B.SC	2012-2015	27	10	79.1%
M.SC	2013-2014	19	5	20%
M.PHIL	2015	5	5	100%

9. Outcome

Outcome of the students meeting

- Students felt that the infrastructure provided by the college and department is GOOD.
- The rules and regulations of the department were appreciated.
- They felt that the Staff of the department are having best expertise and experience and are handling classes in a very interactive way.
- Curriculum was well appreciated.
- Students retiring room is not sufficient and the lady's students are expected more facilities in their retiring room.

Outcome of the Faculty meeting

- They felt very proud to serve for this institution.
- EPF contribution was also appreciated.
- Friendly and professional academic environment created by HOD is well interacted for the betterment.

10. Overall assessment

- The evaluation process followed by the department is good.
- Course academic plan and implementation are recorded properly.
- Practice of wearing uniform is appreciated.
- Curriculum creates a good impact on the outcome of the students.
- Library facility in the department is quite good.
- Publications and participations in FDP, seminars, conferences and workshops by faculty members are minimal.

11. Suggestions

- More number of text books has to be purchased.
- More Indexed journals especially Scopus indexed to be subscribed.
- Publications and participations in FDP, seminars, conferences and workshops by faculty members are to be increased.
- External funded research projects to be taken up by the faculty members.
- Student has to be motivated to write carrier oriented online exams for the placements.
- Syllabus for Research domain and self-learning courses may be clearly defined and it is to be included in more areas.

12. Signature of the Academic Audit Panel Members


Chair Person

Dr. H. Mahilini M.Sc., M.Phil., Ph.D.
Associate Professor of Zoology,
St. John's College,
Palayamkottai 627002, Tamil Nadu.
Mob: +91 94866 57814


Dr. H.M. Mahilini M.Sc., M.Phil., Ph.D.
Associate Professor and Head
PG and Research Department of Zoology
St. John's College
Palayamkottai, Tirunelveli - 627 002

Co-ordinator

Dr. B. Jawahar Samuel M.Sc., M.Phil., Ph.D.
Associate Professor of Zoology,
St. John's College,
Palayamkottai 627002, Tamil Nadu.
Mob: +91 9443290006
Email: drbjsamuel@yahoo.co.in


Dr. B. JAWAHAR SAMUEL, Ph.D.
Associate Professor
Research Department of Zoology
St. John's College
Palayamkottai,
Tirunelveli - 627 002.

Subject Expert-1

Dr. Cholavan,
Pasumpon Muthuramalinga Devar College,
Melaneelithanallor.
Mob: +91 94884 73385
Email: solavansolavan@gmail.com


Dr. A. SOLAVAN,
Head and Associate Professor,
PG and Research Department of Zoology
Pasumpon Muthuramalinga Thevar College
Melaneelithanallur - 627 953,
Sankarankovil Taluk,
Tirunelveli District.

Subject Expert-2

Dr. Victoria Thangam,
Rani Anna Government College for
Women,
Mob: +91 94870 58006
Email: victoriamanickam@gail.com


Dr. P. VICTORIA THANGAM
M.Sc., M.Phil., B.Ed., Ph.D.
Associate Professor and Head
Department of Zoology
Rani Anna Government College For Women,
TIRUNELVELI-627 008.



IQAC Coordinator

IQAC CO-ORDINATOR
ST. JOHN'S COLLEGE
PALAYAMKOTTAI



Principal

PRINCIPAL
ST. JOHN'S COLLEGE
PALAYAMKOTTAI - 627 002.



**ST. JOHN'S COLLEGE PALAYAMKOTTAI
TIRUNELVELI – 627 002**

sjc1878@stjohnscollege.edu.in, www.stjohnscollege.edu.in



Annual Academic Audit Report

2014-15

**Department of Computer
Science**

4th & 5th March 2015

Table of Contents

1. Introduction	2
2. Objectives of Academic Auditing:	Error! Bookmark not defined.
3. Academic Audit Panel Members	2
4. Schedule of the Annual Academic Audit	3
5. Department Profile	4
5.1 About the Department.....	4
5.2 Best Practises of the Department.....	4
5.3 Infrastructure in the Department	4
5.4 Department Library Facilities.....	5
6. Faculty Profile.....	5
6.1 List of the Faculty members	5
7. Students' Profile.....	6
7.1 Student's Statistics for the year 2016-2017	6
7.2 List of the student representatives	6
7.3 Students' Achievements	6
7.4 Placement Details.....	7
8. Curriculum.....	7
8.1 UG Programme Structure	7
8.3 Course Evaluation Pattern	9
8.4 Result Analysis	9
9. Outcome.....	13
10. Overall assessment.....	14
11. Suggestions	14
12. Signature of the Academic Audit Panel Members	15

1. Introduction

It is a faculty-driven model of ongoing self-reflection, collaboration, teamwork and peer feedback. It is based on structured conversations among faculty, stakeholders and peer reviewers all focused on a common goal: to improve quality processes in teaching and learning and thus enhance student success. Academic and Administrative Audit (AAA), are very essential for the excellence in Higher Education. These are interrelated concepts. Thus in order to have a quality oriented academic, there should be a strong administrative background. Academic audit can be understood as a scientific and systematic method of reviewing the quality of academic processing.

2. Objectives of Academic Audit

1. To understand the existing system and assess the strengths and weaknesses of the Departments and Administrative Units and to suggest the methods for improvement and for overcoming the weaknesses.
2. To identify the bottlenecks in the existing administrative mechanisms and to identify the opportunities for academic reforms, administrative reforms and examination reforms etc.
3. To evaluate the optimum utilization of financial and other resources.
4. To suggest the methods for continuous improvement of quality keeping in mind criteria and reports by NAAC and other bodies.

3. Academic Audit Panel Members

The Name, Designation and Address of Academic Audit Experts are given in detail:

Chair Person

Mrs.R.VenishiaLeena Mary M.Sc., M.Phil., M.Tech.
Head &Associate Professor of Computer Science,
St. John's College,
Palayamkottai 627 002, Tamil Nadu.
Mob.: +91 9080886858, e-mail id: leenacollins@rediffmail.com

Co-ordinator – 1

Mrs.J.Nancy Annajothi MCA.,M.Phil
Assistant Professor of Computer Science (SF),
St. John's College,
Palayamkottai 627 002, Tamil Nadu.
Mob.: +91 9655877667, e-mail id: jjk.nancy@gmail.com

Co-ordinator – 2

Mr. Mr. B.PravinSironmaniMCA.,M.Phil.,
Assistant Professor of Computer Science (SF),
St. John's College,
Palayamkottai 627 002, Tamil Nadu.
Mob.: +91 9789717852, e-mail id: siron.pravin@gmail.com

Subject Expert – 1

D.Sheefa Ruby Grace
Head of the Department/Computer Science
Sarah Tucker College,
Perumalpuram, Tirunelveli.
Mob:+91 6374267986 email id:samsheef@gmail.com

Subject Expert – 2

D. Louisa Mary,
Assistant Professor
Department of Computer Applications
Francis Xavier Engineering College,
Vannarpettai, Tirunelveli-2
Mob:+91 9894569113, e-mail id:louisaselvakumar@gmail.com

4. Schedule of the Annual Academic Audit

DAY 1 (9^h March 2015)	
Timing	Activity
12:00 PM – 1PM	Meeting of the Panel with the Principal and IQAC coordinator in Principal's Office along with the Head of Mathematics.
1 PM -2 PM	Department overall presentation in the Department along with IQAC coordinator and the Panel
02:15 PM – 2:30 PM	Tea Break
2:30 PM – 2:40 PM	Meeting the student representatives of UG and PG classes
02:40 PM – 03:10 PM	Meeting the UG students
03:10 PM – 03:40PM	Meeting the PG students

03:40 PM – 04.00 PM	Tea Break
DAY 2 (10th March 2015)	
Timing	Activity
10:00 AM – 10:30 AM	Entry Meeting of the Panel in the Department
11:00 AM – 11:30 AM	Visiting the Infrastructure
11:30 AM – 12:30 PM	Verifying the Audit Report and the Support Evidences
12:30 PM – 01:30 PM	Lunch Break
01:30 PM – 02:30 PM	Verifying the Audit Report and the Support Evidences
02:30 PM – 04:00 PM	Preparation of the Annual Audit Report
04:00 PM – 04:30 PM	Exit Meeting with the Principal and IQAC coordinator in Principal's Office

5. Department Profile

5.1 About the Department

The Department of Computer Science was started in 1992. The programmes offered in the department are designed to meet the growing demand for qualified professionals in the field of Information Technology. There are ample job opportunities in the field of Computer Science & Applications such as, Application analyst, Business analyst, Data analyst, Database administrator. Students are taught specific skills from the area of application which are necessary for the creation and application of software systems by maintaining balance between theoretical and practical knowledge.

5.2 Best Practices of the Department

- Students are trained to create the software by their own.
- Students are permitted to do the internship with software companies during their vacation
- Character building classes are conducted to develop their personality

5.3 Infrastructure in the Department

S. No.	Items	Verification (Yes/No)	Comments
1	No. of class rooms	Yes	3
2	No. of laboratories	Yes	One

3	Computers for teachers	Yes	Available
4	Computers for students & scholars	Yes	Available
5	Internet access and related software	Yes	Available
6	Uninterrupted Power Supply	Yes	Available
7	Water Supply	Yes	Available

5.2 Department Library Facilities

Area in sq. Ft.	Total No. of Books Available
284	904

6. Faculty Profile

Faculty Strength	Total Staff – 04 Men – 02 Women – 02
Qualification	Ph.D. – 0 NET – 0 SET – 0 M.Phil. – 4

6.1 List of the Faculty members

S. No.	Name of the Staff	Qualification	Designation and Responsibilities	Date of Joining	Area of Specialisation
1	Mrs.R.VenishiaLeena Mary	M.Sc., M.Phil., M.Tech	Associate Professor & Head	23/7/1996	Fog Computing
2	Mr.J.Jeyasingh	MCA., M.Phil., M.Tech	Associate Professor,	16/12/1998	Computer Networks

3	Mrs. J.Nancy Annajothi	MCA., M.Phil.	Assistant Professor,	24/8/2012	Data Mining
4	Mr. B.PravinSironmani	MCA., M.Phil.,	Assistant Professor, Exam In-charge	18/6/2014	Deep Learning

7. Students' Profile

7.1 Student's Statistics for the year 2014-2015

The students are admitted on each course based on the Government schemes of reservation. The community wise student's statistics are given below: In I B.Sc. ,5 SC Students ,1 ST student,24 OBC Students,8 OC Students and 9 Minority students totally 47 were admitted and in II B.Sc. 2 SC Students ,32 OBC Students 6 OC Students and 8 Minority students totally 48 were admitted.

7.2 List of the student representatives

Course	Name of student representative
I B.Sc.	Saranya
II B.Sc.	A.Anand
III B.Sc.	Shankar dayal

7.3 Students' Achievements

Students Placement for the year 2014-2015

S.No.	Name of the student	Placement Details
1	S. Andiappan	HtcGloba Services, HTC Global Services (India) Private Ltd, Unit 25, SDF II, Phase II,MEPZ Tambaram, Chennai – 600045,Tamilnadu, India
2	P. Deivigan	Sisc Leader In Cash Logistics, No.3/1, STC College Road,

		PermalpuramExtentionPalayamkottai, Tirunelveli-627007, Tamilnadu, India.
3.	T. Balakrishnan	Securevalue India Ltd. No 22 D, SIDCO Industrial Estate, Guindy, Chennai- 600032, Tamil Nadu, India.
4.	John Manoj George	CognizanttechnologySolutions,India Pvt Ltd,5/535 Old Mahabalipuram Road OkkiamThoraipakkam Chennai, 600097, Tamilnadu, India.
5.	A. Sundar	Capgeminipt. Ltd., 117, Rajiv Gandhi Salai, OMR, Karapakkam, Chennai – 600 0097, Tamil Nadu, India.
6.	P. Manikandan	StaneCashpay, Papanasam Mills, 627422, Tamilnadu, India.
7.	R. Marzel	Mahindra Home Finance, No-1, 2nd Srimathi Complex, 1, Pudukottai Main Rd, Sethuramanpillai Colony, Tiruchirappalli- 620001, Tamil Nadu, India.
8.	E. Suresh Kumar	Tamilnadu Police, Tamil Nadu, India.
9.	D. AsirImmanuvel	Tamilnadu Police, Tamil Nadu, India.
10.	PavanoasamManikandan	StaneCashpay, Papanasam Mills, 627422, Tamilnadu, India.

7.4 Placement Details

Programme Name	Batch	Number of students passed in final year examination	Number of students enrolled into higher education	Number of students placed in jobs
B.Sc.	2011 – 2014	26	-	10

8. Curriculum

The Programme Structure of the B.Sc

Semester	Course	Course Name	IM	EM	TM	H	C
----------	--------	-------------	----	----	----	---	---

	code						
I	GMCS11	Introduction to computers and Programming in C	25	75	100	6	4
	GACS11	Discrete Mathematics	25	75	100	4	2
	GEVS11	Environmental Studies	25	75	100	2	2
II	GMCS21	Object Oriented Programming using C++	25	75	100	6	4
	GMCS21	Object Oriented Programming using C++Lab	50	50	100	4	4
	GACS21	Digital Design	25	75	100	4	4
	GACSP2	Office Automation	50	50	100	2	4
	GVBE21	Valued Based Education	25	75	100	2	2
	GMCS21	Practical C	50	50	100	4	4
III	GMCS31	Computer Architecture	25	75	100	6	4
	GMCS32	Java Programming	25	75	100	6	4
	GACS31	Data Structure	25	75	100	4	4
	GNMA3A	Statistical Methods	25	75	100	2	2
IV	GMCS41	Visual Basic	25	75	100	6	4
	GMCS4A	Microprocessor	50	50	100	6	5
	GACS41	Resource Management Technique	25	75	100	4	4
	GNIT4A	Basic Programming Design	25	75	100	2	2
	GMCS41	Java Programming Lab	25	75	100	6	4
	GMCS41	Visual Basic Lab	25	75	100	6	4
	GSCS3B	Practical-FLASH	25	75	100	(1theory+3)	4
	GSCS4B	Practical – Dreamweaver	25	75	100	(1theory+3)	4
	GSCSP2	Data Structure Lab	25	75	100	2	2
V	GMCS51	Software Engineering	25	75	100	4	4
	GMCS52	Computer Graphics and Multimedia	25	75	100	4	4
	GMCS53	Web Technology	25	75	100	4	4
	GMCS5A	Artificial Neural	25	75	100	6	5

		Network					
	GCSB5A	Personality Development	25	75	100	4	4
VI	GMCS61	Operating System	25	75	100	4	4
	GMCS62	Computer Networks	25	75	100	4	4
		AND Data Communications					
	GMCS63	Data Mining	25	75	100	4	4
	GMCS64	RDBMS	25	75	100	4	4
	GMCS65	Computer Graphics and Multimedia lab	50	50	100	8	4
	GMCS66	RDBMS with Oracle Lab	50	50	100	8	4
	GMCS67	Software Development Lab	50	50	100	6	5

IM – Internal Marks, EM – External Marks, TM – Total Marks, H – Hours/week, C – Credits.

8.1 Course Evaluation Pattern

This program is under Choice Based Credit System of the University. Each paper is evaluated for 100 marks with Internal 25 marks and External 75 marks. The duration of the examination is 1 hour for internal assessment test and 3 hours for external examination.

The pattern for internal assessment and the external examination are as follows:

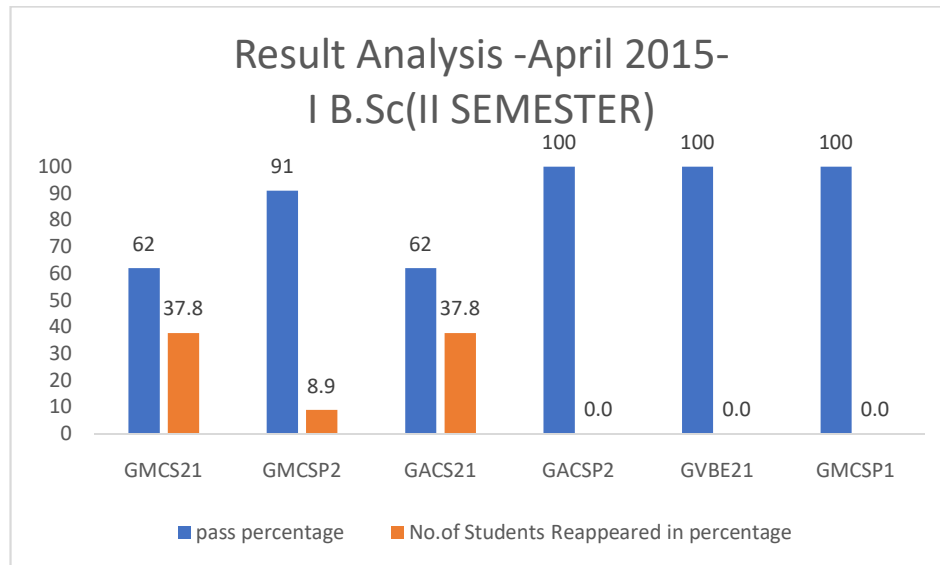
For UG courses

Internal Evaluation Pattern		External Evaluation Pattern	
Average of Best of two from three internal assessment test	=20	Section A (10x1=10)	=10
		Section B (5x5=25)	=25
Assignments/Seminars	=05	Section C (5x8=40)	=40
Total Marks	=25	Total	=75

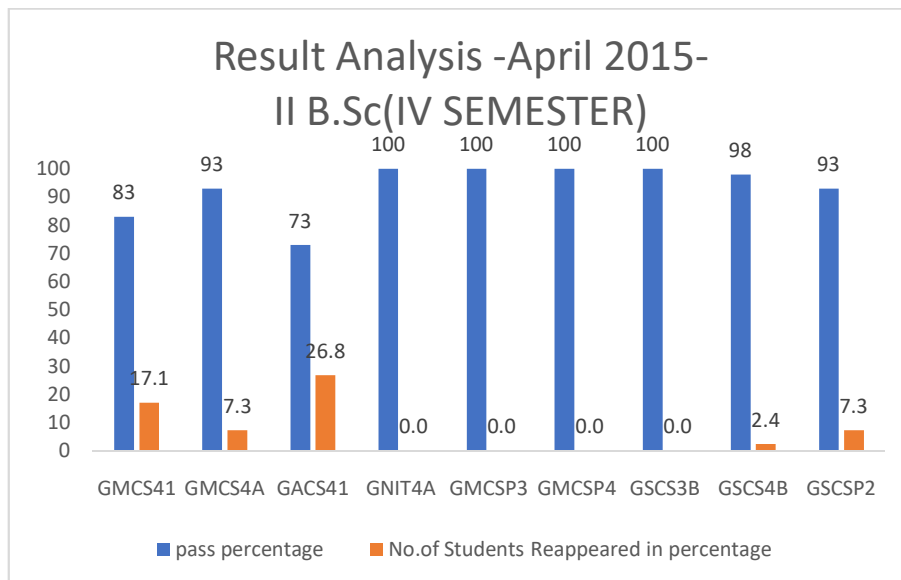
8.2 Result Analysis

External examinations are conducted by ManonmaniamSundaranar University and the corresponding results are declared after evaluation. The subject-wise result analysis is made by course instructors which will be helpful to understand the quality of classroom teaching and observation about each course.

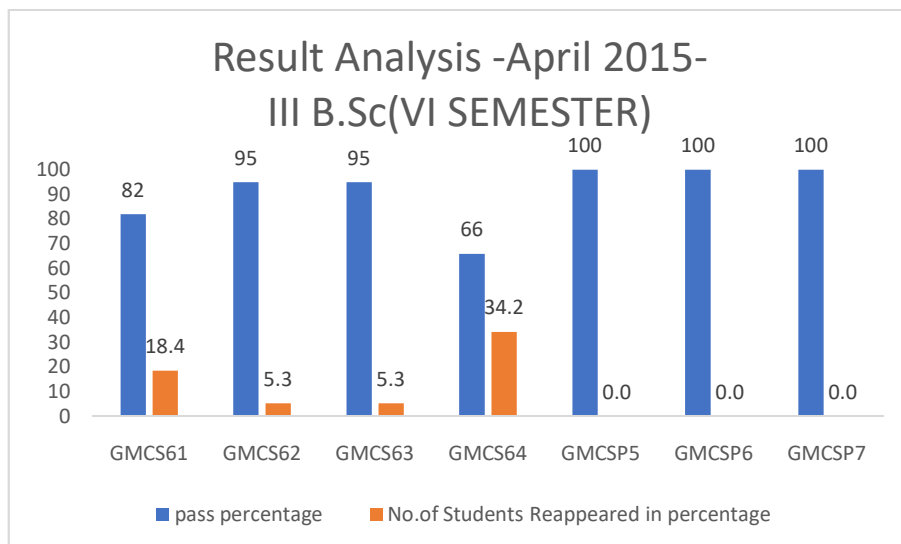
The analysis of the result for April 2019 and November 2019 University examinations are represented graphically:



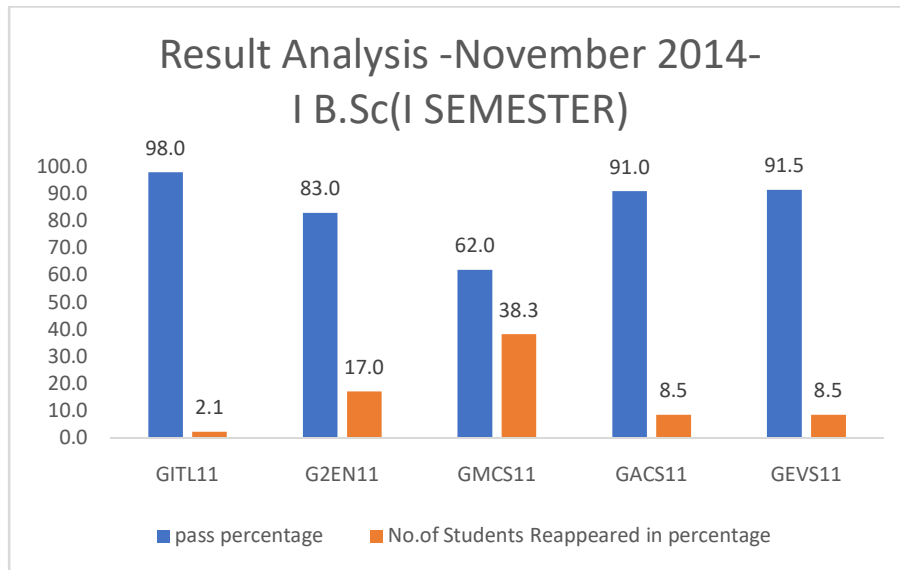
- In B.Sc Computer Science for the II Semester
 - Total No. of Students appeared: 45
 - Pass Percentage: 85.8
 - Reappeared Percentage:14.1



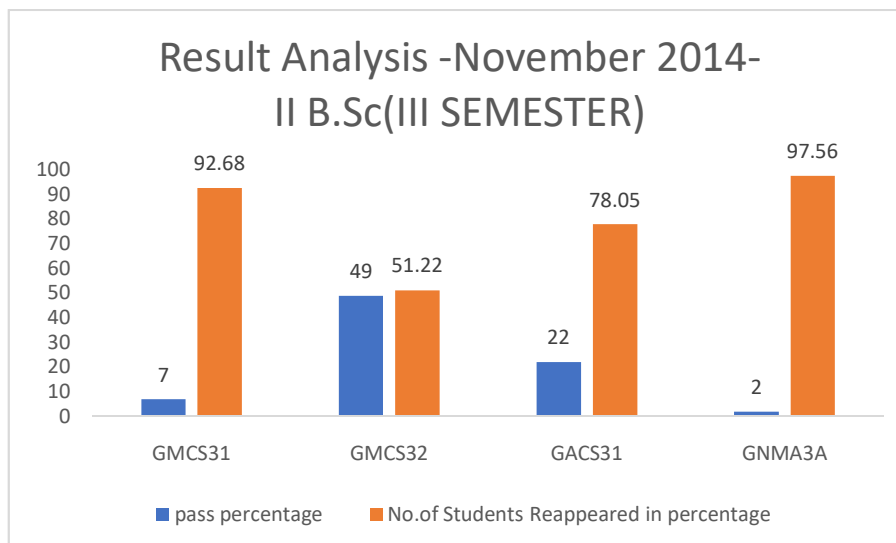
- In B.Sc Computer Science for the IV Semester
 - Total No. of Students appeared: 41
 - Pass Percentage: 93.3
 - Reappeared Percentage:6.8



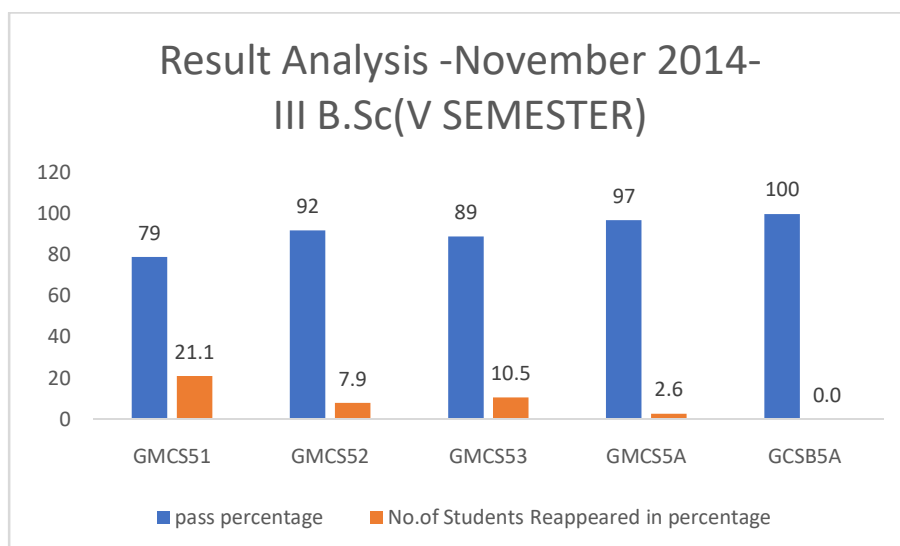
- In B.Sc Computer Science for the VI Semester
 - Total No. of Students appeared: 38
 - Pass Percentage: 91.1
 - Reappeared Percentage:9.0



- In B.Sc Computer Science for the I Semester
 - Total No. of Students appeared: 47
 - Pass Percentage: 85.09
 - Reappeared Percentage:14.8



- In B.Sc Computer Science for the III Semester
 - Total No. of Students appeared: 41
 - Pass Percentage: 20
 - Reappeared Percentage:80



- In B.Sc Computer Science for the V Semester

- Total No. of Students appeared: 38
- Pass Percentage: 91.4
- Reappeared Percentage:8.4

The details of outgoing students that are appeared as well as passed in the April 2019 University examinations, are given in the below table:

	Batch	Number of students appeared in the final year examination	Number of students passed in final year examination	Pass Percentage
B.Sc.	2011 – 2014	38	26	68.4

9. Outcome

Outcome of the students meeting

- The students have the ability to apply knowledge of computing, mathematics, science, and computer science.
- Also they have the ability to identify, formulate, and solve complex computer science problems.
- Students felt happy to participate in social development programmes

- Students are fulfilled with subject expertise and experience of the staff of the department
- Canteen has to be improved
- Wash rooms have to be kept clean.

Outcome of the Faculty meeting

- The teaching and non-teaching staffs are generally happy with their work condition.
- The canteen facility can be improved.
- The Professional educational environment is created in the department
- Expected lavatory facility in each flooring for the staff.

10. Overall assessment




- The audit committee is highly satisfied with the inherent strengths of the Department and these are mentioned below.
- Forward looking and visionary leadership of the authority
- Willingness of leadership for all round continuous quality improvement
- Enforcement of discipline in a fair and just manner
- Any complaints of the students are addressed and solved at the earliest.
- Sufficient number of books are available in the Department library.

11. Suggestions

- Non scholastic activity of the students can be increased
- The language of communication among the students have to be in English.





12. Signature of the Academic Audit Panel Members

<p>Chair Person Mrs R Venishia Leena Mary M.Sc., M.Phil., M.Tech., SET Head & Assistant Professor Department of Computer Science St. John's College, Palayamkottai Tirunelveli - 627 002, Tamil Nadu Mobile No.: +91 9080886858 E-mail id: leenacollins@rediffmail.com</p>	 Mrs. R. VENISHIA LEENA MARY Head, Department of Computer Science St. John's College, Palayamkottai
<p>Co-ordinator – 1 Mrs J Nancy AnnaJothi MCA, M.Phil. Assistant Professor Department of Computer Science St. John's College, Palayamkottai Tirunelveli - 627 002, Tamil Nadu Mobile No.: +91 9655877667 E-mail id: jjk.nancy@gmail.com</p>	 NANCY ANNAJOTHI J Assistant Professor Dept. of Computer Science St. John's College Palayamkottai
<p>Co-ordinator – 2 Mr B Pravin Sironmani MCA, M.Phil. Assistant Professor Department of Computer Science St. John's College, Palayamkottai Tirunelveli - 627 002, Tamil Nadu Mobile No.: +91 9789717852 E-mail id: siron.pravin@gmail.com</p>	 PRAVIN SIRONMANI B Assistant Professor Dept. of Computer Science St. John's College Palayamkottai



St. John's College, Palayamkottai
Department of Computer Science
Academic Audit 2014 - 2015



<p>Subject Expert – 1 Mrs K Merrilance, M.Sc., M.Phil. Assistant Professor Department of Computer Application Sarah Tucker College Perumalpuram Tirunelveli – 627007, Tamilnadu Mobile No.: +91 9443670327 E-mail id: merrilance@gmail.com</p>	<p> Dr. K. MERRILANCE, M.Sc., M.Phil., Ph.D. Associate Professor Dept. of Computer Applications & Research Centre Sarah Tucker College (Autonomous) Tirunelveli - 627 007.</p>
<p>Subject Expert – 2 Mrs Nancy Jasmine Goldena Assistant Professor Department of Computer Application Sarah Tucker College, Perumalpuram Tirunelveli – 627007, Tamilnadu Mobile No.: +91 9487081610 E-mail id : nancylordwin@gmail.com</p>	
<p>Industrial Person: Mr S Andiappan, MCA Software Development Engineer HTC Global Services (India) Pvt Ltd Unit 25, SDF 11, Phase 11, MEPZ, Tambaram, Chennai-600045.India Mobile No.: +91 9994985004 E-mail id: andiappanmca@gmail.com</p>	<p> S. Andiappan., MCA Software Development Engineer, HTC Global Services (India) Pvt Ltd Chennai - 6000 45</p>



IQAC Coordinator

IQAC CO-ORDINATOR
ST. JOHN'S COLLEGE
PALAYAMKOTTAI



Principal

PRINCIPAL
ST. JOHN'S COLLEGE
PALAYAMKOTTAI - 627 002



**St. John's College, Palayamkottai
Tirunelveli – 627 002**

sjc1878@stjohnscollege.edu.in, www.stjohnscollege.edu.in



Annual Academic Audit Report 2014 -2015

**Department of Computer Application And
Networking.
BCA & M.Sc NT&IT**

5th & 6th March 2015

Table. No	Table of Contents	Page No.
1	Introduction	3
2	Objectives of Academic Auditing:	3
3	Academic Audit Panel Members	4
4	Schedule of the Annual Academic Audit	5
5	Department Profile	5
5.1	Milestones of the Department	5
5.2	Best Practices of the Department:	5
5.3	Infrastructure in the Department	6
5.4	Department Library Facilities	6
5.5	Department Laboratory Facilities	6
6	Faculty Profile	6
7	Student's Profile	8
7.1	Student's Statistics	8
7.2	Placement Details	8
8	Curriculum	9
8.1	UG Programme Structure for BCA	9
8.2	PG Programme Structure for M.Sc NT&IT	11
8.3	Course Evaluation Pattern	12
8.4	Result Analysis	13
8.5	University Rank Achieved	17
8.6	Activity & Programmes conducted	17
9	Outcome of the student meet	20
10	Suggestions	20
11	Conclusion	21
12	Signature of the Academic Audit Panel	22

1.Introduction

The Bachelor of Computer Applications (BCA) is a 3-year (6 semesters) undergraduate program affiliated to Manonmaniam Sundaranar University and Recognized by the Government of TamilNadu. BCA started in the year of 2005 in our College and 48 students were admitted in this course It caters to students with specific interests in computer science and information technology with computer science courses as the core and a wide range of electives. The course creates highly skilled, adaptable graduates who are able to design computer-based solutions to address information management and processing complications in industry, commerce, science, entertainment and the public sector.

M.Sc NT&IT Course is an Postgraduate program where students are exposed to various areas of computer applications including the latest developments in the industry. Designed to bridge the gap between IT industries and institutes by incorporating the latest developments into the curriculum, the department has an outstanding group of committed and result oriented faculty members, sophisticated computer labs and Wi-Fi enabled environment. The library with its prescribed books and Digital Library helps students to update themselves with the recent trends in the industry.

The Academic Audit of Department was conducted on 05th and 06th March 2015.The Purpose of the Audit is to Provide the opportunity for regular strategic overview of the entirety of a Department's Teaching and Learning activity. The Self Evaluation Document(SED) of the Department was presented to the panel. The Panel Members investigated the different aspects of the document and authenticated them with the supporting evidences. This report consolidates the findings of the panel and put forth the suggestion and area of improvements possible in the future.

2. Objectives of Academic Auditing:

- (i) To define quality of each component of the functionalities.
- (ii) To define effectiveness of teaching – learning process.
- (iii)To devise methodology to confirm maximum output from faculty members as well as students.
- (iv)To ensure academic accountability and quality of technical education through proper guidelines for both teaching faculty and students/researchers.

3. Academic Audit Panel Members

The Name, Designation, Address of Academic Audit experts are given in detail

Chair Person

Mr.B.Jefferson,

Head, Department of computer Applications,
St.John's college
Palayamkottai-627002
Mobile.No. 9443454222

Coordinators

Mrs. A.Bathsheba Parimala

Asst. Prof., Department of Computer
Application and Networking
St.John's college
Palayamkottai-627002
Mobile No. 9791311365

Coordinators

Mr. I.Thomas Jebasingh

Asst. Prof., Department of Computer
Application and Networking
St.John's college, Palayamkottai-627002
Mobile No. 9787644604

Coordinators

Mrs. G. Priskillal

Asst. Prof., Department of Computer
Application and Networking
St.John's college, Palayamkottai-627002
Mobile No. 9994067839

Subject Expert – 1

Mr. S.Wilson

HOD, Department of Computer Science
CSI Jeyaraj Annapakiam College, Nallur
Tirunelveli.

Industry Expert:

Mr. Iyyadurai

Properator, Jothi Computers
Palayamkottai
Tirunelveli

Coordinators

Mr. B. Edward Daniel

Asst. Prof., Department of Computer
Application and Networking
St.John's college
Palayamkottai-627002
Mobile No. 9843074213

Coordinators

Mr. K. Appasamy

Asst. Prof., Department of Computer
Application and Networking
St.John's college
Palayamkottai-627002
Mobile No. 9842235628

Coordinators

Mr. S. Immanuel

Asst. Prof., Department of Computer
Application and Networking
St.John's college, Palayamkottai-627002
Mobile No. 9894874533

Coordinators

Mr. L.Abraham David

Asst. Prof., Department of Computer
Application and Networking
St.John's college, Palayamkottai-627002
Mobile No. 7402041540

Subject Expert – 2

Mrs.P.S. Anitha

HOD, Department of Computer Science
Annai Hajira College for women
Melapalayam, Tirunelveli.

.4. Schedule of the Academic Audit (05th and 06th March 2015)

Day I - 05th March , 2015

Time	Activity
9.30 AM – 10.00 AM	Entry Meeting of the Panel with the Principal and IQAC Coordinator in Principal's Office
10.15 AM – 11.15 AM	Department Presentation in the Department along with IQAC Coordinator and the Panel.
11.15 AM – 11.30 AM	Tea Break
11.30 AM – 12.30 PM	Meeting the staff
12.30 Pm – 01.30 PM	Lunch Break
01.30 PM – 02.00 PM	Meeting the BCA III Student
02.00 PM – 02.30 PM	Meeting the BCA II Student
03.00 PM - 03.15 PM	Tea Break
03.15 PM – 04.30 PM	Meeting the Student Leaders

Day II – 06th March, 2015

Time	Activity
09.30 AM – 10.30 AM	Visiting the Infrastructure
10.30 AM – 11.15 AM	Verifying the Audit Report and the Support Evidences
11.15 AM – 11.30 AM	Tea Break
11.30 AM – 12.30 PM	Verifying the Audit Report and the Support Evidences
12.30 PM – 01.30 PM	Lunch Break
01.30 PM – 03.30 PM	Preparation of the Audit Report by the Panel
03.30 PM – 04.30 PM	Exit Meeting with Principal and IQAC Coordinator

5. Department Profile

5.1 Milestones of the Department

- BCA Course Establishment June 2005.
- Student intake was increased upto 40 in the Year Of 2005.
- 2005 – 2013 Satellite Centre under the concern of Manonmaniam Sundaranar University, Tirunelveli.
- 2013 onwards the Department was Affiliated to Manonmaniam Sundaranar University, Tirunelveli

5.2 Best Practices of the Department:

1. For The Student by the Student.
2. Constructing the Character.

5.3 Infrastructure in the Department

S. No.	Items	Verification (Yes/No)	Comments	
			UG	PG
1	No. of class rooms	Yes	Three	Two
2	Computers for teachers	Yes	Available	Available
3	Computers for students	Yes	Available	Available
4	Internet access and related software	Yes	Available	Available
5	Uninterrupted Power Supply	Yes	Available	Available
6	Water Supply	Yes	Available	Available

5.4 Department Library Facilities

Total No. of Books Available	Total No. of Journals Available	Total No. of Computer Systems with Internet Facilities
225	-	1

5.5 Department Lab Facilities

No. of Laboratory	Total No. of Books Computers	Total No. of Computer Systems with Internet Facilities
2	80	40

6. Faculty Profile

Faculty Strength	Total Staff – 08 Men – 06 Women – 02
Qualification	M.Phil - 03 M.Sc - 03

LIST OF THE FACULTY MEMBERS

S.No.	Name of the Staff	Designation	Qualification	Roles & Responsibilities	Date of Joining
1	Mr. B. Jefferson	HOD, Assistant Professor	M.Sc;M.Phil, M.Tech	Head, Meeting Secretary	14.06.2005
2	Mr. B. Edward Daniel Christopher	Assistant Professor	MCA	NSS Officer	09.06.2005
3	Mrs.A. Bathsheba Parimala	Assistant Professor	M.Sc;M;Phil	Women Cell Co-ordinator	13.06.2007
4	Mr.K. Appasamy	Assistant Professor	MCA; M.Phil	Co-ordinator for Internal Examination	16.07.2007
5	Mr.I. Thomas Jebasingh	Assistant Professor	MCA	Program Organizer	17.08.2009
6	Mr.S. Immanuel	Assistant Professor	MCA	Co-ordinator for Practical Examination	19.07.2010
7	Mrs. G. Priskillal	Assistant Professor	B.E	Late comer follow up girls In-charge	07.07.2011
8	Mr.J. Julian Paul	Assistant Professor	M.Sc;M.Tech	Documentation Incharge	04.02.2013

7. Student's Profile

7.1 Students Statistics

Students Statistics for the year 2014-2015

COURSE	OTHER THAN MINORITY														Minority		Muslim		Total		Total
	SC		SCA		ST		BC		DNC		MBC		OC								
	M	F	M	F	M	F	M	F	M	F	M	F	M	F	M	F	M	F			
B.C.A	3	3	0	0	0	0	13	6	2	0	3	2	2	0	8	6	0	0	31	17	48
M.Sc NT&IT	0	0	0	0	0	0	2	0	0	0	0	0	0	0	1	3	0	0	3	3	6

7.2 Placement Details

UG

Company Name	No of Student Placed
Zcodia Technologies	1
UST GLOBAL	1
ELK Education consultant pvt	1
HCL	1
Shine Pvt Ltd	1

PG

Company Name	No of Student Placed
Fincare	1
SBI	1
Shahi Exports Pvt Ltd	1
ProdCast Software Private Limited.	1
Xpheno Private Limited	1

8. Curriculum

The Curriculum is being updated and revised periodically.

8.1 BCA Program Structure

Sem	code	Subject Name	L	T	P	Credits
I	G1TL11	Tamil	6	0	0	4
	G2EN11	English	6	0	0	4
	GMCA11	Programming in C	4	0	0	4
	GACA11	Digital Design	4	0	0	3
	GEVS11	EVS	2	0	0	2
	GMCAP1	C-Lab	0	0	4	2
	GACAP1	OA Lab	0	0	4	2
						21
II	G1TL21	Tamil	6	0	0	4
	G2EN21	English	6	0	0	4
	GACA21	Maths	3	0	0	3
	GMCA21	C++	5	0	0	4
	GVBE21	VBE	2	0	0	2
	GMCAP2	C++ Lab	0	0	4	2
	GACAP2	OA Lab	0	0	4	2
						23
III	GMCA31	Java	5	0	0	4
	GMCA32	Financial Accounting	5	0	0	4
	GACA31	Data structure using C++	4	0	0	3
	GNMA3A	Maths	3	0	0	3
	GMCAP3	Java Lab	0	0	6	3
	GACAP3	DS Lab	0	0	4	2
						19
IV	GMCA41	Visual Basic	5	0	0	4
	GACA41	Resource Management Technique	4	0	0	3
	GNMA4B	Maths	3	0	0	3
	GCSB4A	Personality Development	0	0	0	4
	GMCAP3	Java Lab	0	0	4	2
	GMCAP4	VB Lab	0	0	6	3
						19
V	GMCA51	Software Engineering	5	0	0	4
	GMCA52	Web Technology	5	0	0	4
	GMCA53	RDBMS	5	0	0	4
	GMCA5C	Multimedia	4	0	0	4
	GSCA4A	Flash	0	0	4	2
	GMCAP5	RDBMS Lab	0	0	4	2
						20

VI	GMCA61	Operating Systems	4	0	0	4
	GMCA62	Computer Graphics	4	0	0	4
	GMCA63	Computer Networks	4	0	0	4
	GMCA6C	Mobile Communication	4	0	0	4
	GMCAP6	Graphics Lab	0	0	4	2
	GMCA6P	Major Project	0	0	6	7
						23
		Total Credits				125

8.2 MSc(NT&IT) Program Structure

Sem	code	Subject Name	L	T	P	Credits
I	HNTM11	Data Communication and Computer Networks	5	0	0	4
	HNTM12	Object Oriented Programming using C++	5	0	0	4
	HNTM13	Visual Programming	4	0	0	4
	HNTM14	Software Engineering	4	0	0	4
	HNTE11	E-Commerce	4	0	0	4
	HNTL11	C++ Programming Lab	0	0	4	2
	HNTL12	Visual Programming Lab	0	0	4	2
						24
II	HNTM21	Advanced Java Programming	5	0	0	4
	HNTM22	RDBMS concepts and Oracle	5	0	0	4
	HNTM23	Principles of Information Technology	4	0	0	4
	HNTM24	Embedded Systems	4	0	0	4
	HNTE21	Management Information System	4	0	0	3
	HNTL21	Java Programming Lab	0	0	4	2
	HNTL22	Oracle Lab	0	0	4	2
						23
III	HNTM31	Web Designing	4	0	0	4
	HNTM32	Operating Systems	4	0	0	4
	HNTM33	Network security and Cryptography	4	0	0	4
	HNTM34	Research Methodology	4	0	0	4
	HNTE31	Mobile Computing	4	0	6	3
	HNTL31	Web Designing and Network Lab	0	0	4	2
	HNTP32	Mini Project			6	6
						30
IV	HNTP41	Main Project Lab	0	0	30	16

8.3 Course Evaluation Pattern

This program is under Choice Based Credit System of the University. Each paper is evaluated for 100 marks with Internal 25 marks and External 75 marks. The duration of the examination is 1 hour for internal assessment test and 3 hours for external examination.

The pattern for internal assessment and the external examination are as follows:

For UG courses

Internal Evaluation Pattern		External Evaluation Pattern	
Average of Best of two from three internal assessment test	20	Section A (10x1=10)	10
		Section B (5x5=25)	25
Assignments/Seminars	05	Section C (5x8=40)	40
Total Marks	25	Total	75

For PG. Courses

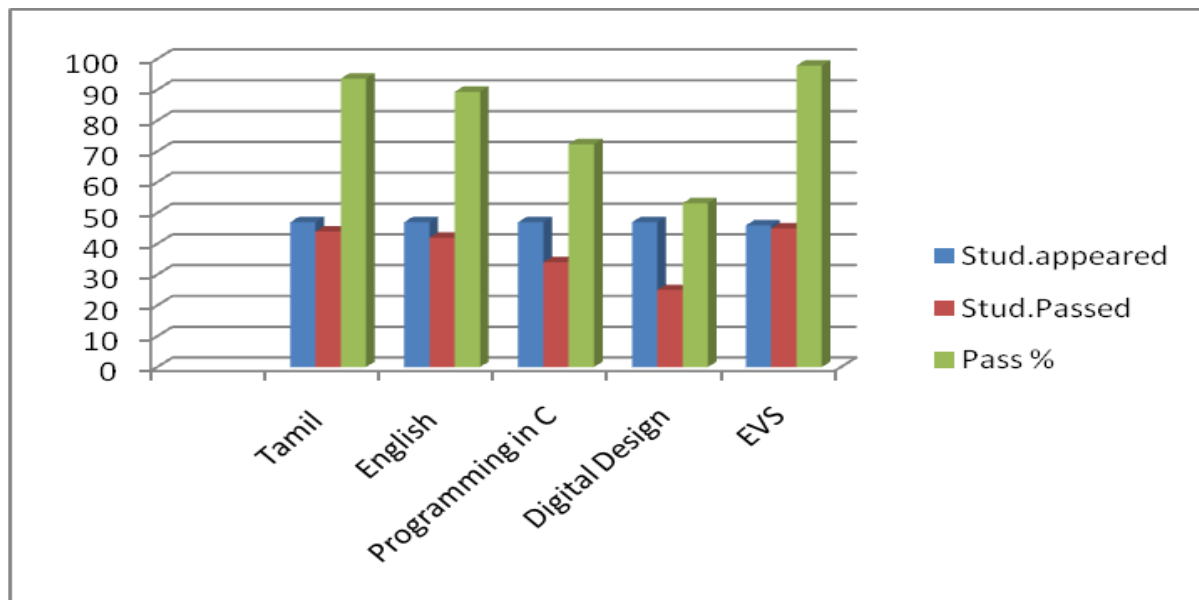
Internal Evaluation Pattern PG		External Evaluation Pattern	
Average of Best of two from three internal assessment test	15	Section A (10x1=10)	10
Assignments	05	Section B (5x5=25)	25
Seminars	05	Section C (5x8=40)	40
Total Marks	25	Total	75

8.4 Result Analysis - BCA

Nov 2014

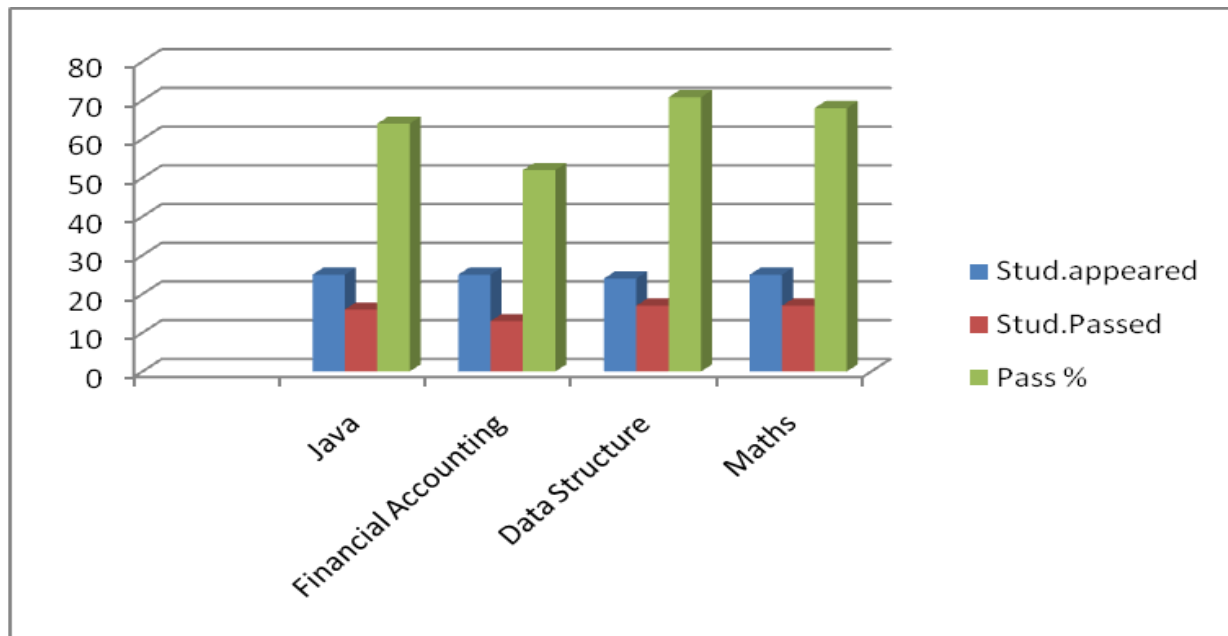
I SEM

S.NO	Sub.Code	Sub.Name	Total Stud	Stud.appeared	Stud.Passed	Pass %
1	G1TL11	Tamil	47	47	44	94
2	G2EN11	English	47	47	42	89
3	GMCA11	Programming in C	47	47	34	72
4	GACA11	Digital Design	47	47	25	53
5	GEVS11	EVS	47	46	45	98



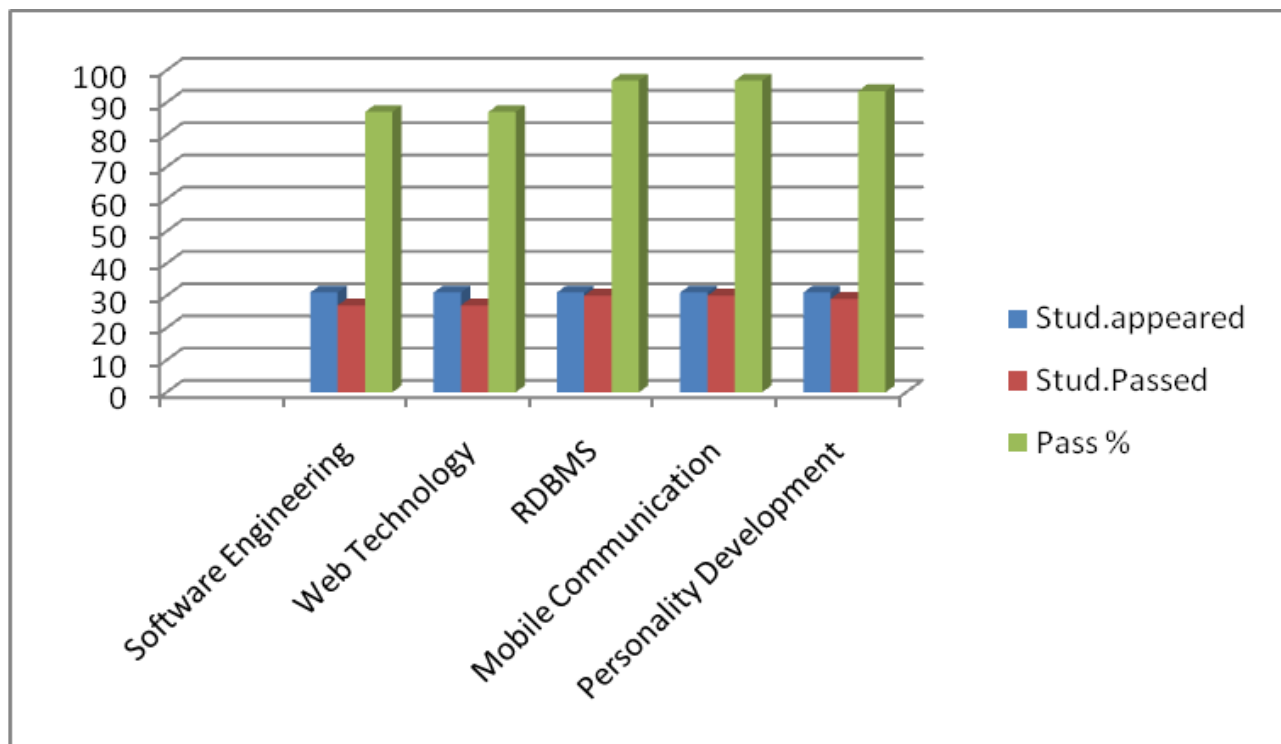
III SEM

S.NO	Sub.Code	Sub.Name	Total Stud	Stud.appeared	Stud.Passed	Pass %
1	GMCA31	Java	25	25	16	64
2	GMCA32	Financial Accounting	25	25	13	52
3	GACA31	Data Structure	25	24	17	71
4	GNMA3A	Maths	25	25	17	68



V SEM

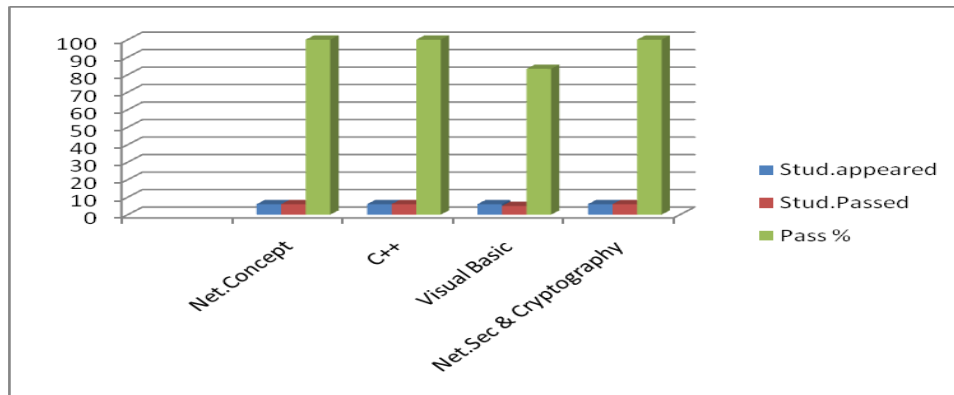
S.NO	Sub.Code	Sub.Name	Total Stud	Stud.appeared	Stud.Passed	Pass %
1	GMCA51	Software Engineering	31	31	27	87
2	GMCA52	Web Technology	31	31	27	87
3	GMCA53	RDBMS	31	31	30	97
4	GMCA5C	Mobile Communication	31	31	30	97
4	GCSB5A	Personality Development	31	31	29	94



Result Analysis – M.Sc NT&IT

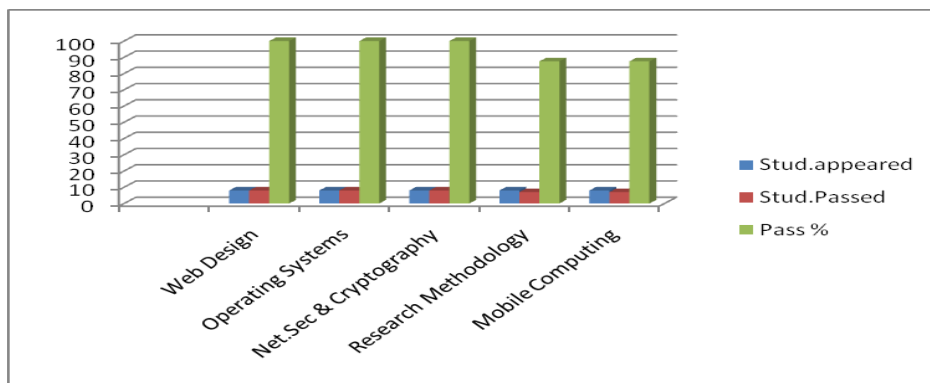
I SEM

S.NO	Sub.Code	Sub.Name	Total Stud	Stud.appeared	Stud.Passed	Pass %
1	HNTM11	Net.Concept	6	6	6	100
2	HNTM12	C++	6	6	6	100
3	HNTM13	Visual Basic	6	6	5	83
4	HNTE12	Net.Sec & Cryptography	6	6	6	100



III SEM

S.NO	Sub.Code	Sub.Name	Total Stud	Stud.appeared	Stud.Passed	Pass %
1	HNTM31	Web Design	8	8	8	100
2	HNTM32	Operating Systems	8	8	8	100
3	HNTM33	Net.Sec & Cryptography	8	8	8	100
4	HNTM34	Research Methodology	8	8	7	88
4	HNTE31	Mobile Computing	8	8	7	88



8.5 University Rank Achieved

UG

Name of the Student	Rank
B. Jeba Priya	2
A. Revathy Selvam Jebamalar	12

PG

Name of the Student	Rank
Gnana Kalyani	2
Shinny Abraham	1

8.6 Activity and Programmes conducted

Sl.No.	Program Activity	Date
1.	Freshers Association Meet	07.08.2014
2.	Christmas Celebration	22.12.2014
3.	Pongal Celebration	09.01.2015

Freshers Association Meet



Christmas Celebration



Pongal Celebration



9. Outcome of the students meeting

- Student felt that the Infrastructure provide by the college and department is Satisfied
- The rules and regulations of the department were appreciated.
- Advanced curriculum and syllabus was appreciated and felt very proud in studying at this institution.
- They felt the Staffs of department are having best expertise and experience and are handling classes in very professional way.
- PG students are not given access to Digital Library.
- Library timings not sufficient.
- Very minimal participation in extra-curricular activities for UG students.
- Wi-fi bandwidth not sufficient.
- Plug points for charging laptops not adequate in classroom
- Lunch room with water is expected in every block.
- Girls are not allowed to attend competitions outside the campus.

Outcome of the Faculty meeting

- They felt very proud to serve for this institution.
- They felt satisfied with the pay package.
- EPF contribution was also appreciated.
- Friendly and professional academic environment created by HOD was well appreciated.

10. Suggestions




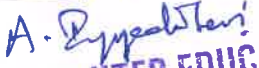


- More no of text book volumes has to be purchased
- More indexed journals at least Scopus indexed to be subscribed.
- Publications and Participations in FDP, seminars, Conferences and workshops by faculty members are to be increased.
- Paid leaves should be given to the faculty members attend FDP, seminars, conferences and workshop.
- Incentives may be given to the faculty by the management for publishing papers and producing 100% results.
- External funded research projects to be taken up by faculty members.

- Students may be asked to write job oriented online exams for better placements
- Syllabus for Research domain and self learning courses may be clearly defines and it may includes more areas.
- Lab credits may be reduced from 4 to 2 or 3.
- Uniform distribution of number of theories and practical has to be followed in all the semesters.
- Total number of papers may be reduced to 8 per semester having 5T and 3P.
- Importance has to be given for communication and soft skill classes.

11. Conclusion

- Fundamental rules and regulations followed by the college management and department staff members are very good.
- Basic amenities and infrastructure in the college and the department is very good
- Library facility is very good and there is a vast scope of development.
- Faculty Attrition ratio is low and that is good for management.
- Faculty members are well experienced, qualified and talented and need more motivation in the form of incentives for publications and training.
- Students are given good placements and it may further be improved by placing them in MNC.

12. Signature of the Academic Audit Panel Members

<p>MR. B. Jefferson Chair Person Department of Computer Application & Networking. St. John's College, Palayamkottai</p>	 H. O. D.; Comp. Appl. & Networking St. John's College (S.F) Palayamkottai
<p>Subject Expert - 1 Mr. S. Wilson HOD, Department of Computer Science CSI Jeyaraj Annapakiam College, Nallur Tirunelveli.</p>	 S. WILSON, MCA., M.Phil., M.Tech., SET Assistant Professor & Head Department of Computer Science CSI Jayaraj Annapackiam Co. Nallur - 627 853.
<p>Subject Expert - 2 Mrs. P.S. Anitha HOD, Department of Computer Science Annai Hajira College for women Melapalayam Tirunelveli.</p>	 Head of the Department of Computer Science Annai Hajira Women's College Melapalayam
<p>Industrialist Mr. Iyyadurai Properator, Jothi Computers Palayamkottai Tirunelveli</p>	 JOTHI COMPUTER EDUCATION PALAYAMKOTTAI
<p>The Principal St. John's College Palayamkottai Tirunelveli</p>	 PRINCIPAL ST. JOHN'S COLLEGE PALAYAMKOTTAI - 627 002.
<p>The IQAC Coordinator, St. John's College Palayamkottai Tirunelveli</p>	 IQAC CO-ORDINATOR ST. JOHN'S COLLEGE PALAYAMKOTTAI

ST. JOHN'S COLLEGE PALAYAMKOTTAI

Department of Electronics



Annual Academic Audit

2014 - 2015

Table of Content

Introduction	-	2
Objectives of Academic Auditing	-	2
Academic Audit Panel Members	-	2
Schedule of the Annual Academic Audit	-	3
Department Profile	-	4
About the Department	-	4
Best Practices of the Department:	-	5
Infrastructure in the Department	-	5
Department Library Facilities	-	5
Faculty Profile	-	6
Students' Profile	-	7
Student's Statistics for the year	-	7
Placement Details	-	7
Curriculum	-	8
UG Programme Structure	-	8
Result Analysis	-	10
Outcome	-	11
Overall assessment	-	11
Suggestions	-	12
Signature of the Academic Audit Panel Members	-	13

Introduction

The process of Academic Auditing intends to monitor and enhance the quality of science education through proper guidelines for both teaching faculty and students, so as to ensure qualified students/researchers passing out from the department. It presents the objectives of academic auditing, the process of internal and external evaluation of courses, major/mini projects, seminars, overall discipline and academic functioning of the department, duties and responsibilities of faculty members, research and consultancy and class/course committees.

The Annual Academic Audit of the Department was conducted on 7th and 8th August 2015.

Objectives of Academic Auditing:

- (i) To define quality of each component of the functionalities.
- (ii) To define effectiveness of teaching – learning process.
- (iii) To devise methodology to confirm maximum output from faculty members as well as students.
- (iv) To ensure academic accountability and quality of technical education through proper guidelines for both teaching faculty and students/researchers.

Academic Audit Panel Members

The Name, Designation and Address of Academic Audit Experts are given in detail:

Chair Person

Mr. A. Abraham N R Singh
Head, Department of Electronics,
St. John's College, Palayamkottai,
Tirunelveli- 627002,

Subject Expert -1

Mr. B. Robin Jesubalan,
Head, Department of Information Technology
PSN Engineering College,
Tirunelveli.

Subject Expert – 2

Mr. T. Lazar
Head, Department of Electronics,
Sri Paramakalyani College of Arts and Science,
Alvarkurichi.

Industry Expert:

Supriya Enterprise

Schedule of the Annual Academic Audit

DAY 1 (7th August 2015)	
Timing	Activity
10:00 AM – 10:30 AM	Meeting of the Panel with the Principal and IQAC coordinator in Principal's Office along with the Head of Mathematics.
10:30 AM – 11:15 AM	Department overall presentation in the Department along with IQAC coordinator and the Panel
11:15 AM – 11:30 AM	Tea Break
11:30 AM – 11:50 AM	Meeting the UG students in aided stream
11:50 AM – 12:10 PM	Meeting the PG students in aided stream
12:10 PM – 12:30 PM	Meeting the student representatives of UG and PG classes in aided stream
12:30 PM – 01:00 PM	Meeting the M.Phil. and Ph.D. research scholars
01:00 PM – 02:00 PM	Lunch Break
02:20 PM – 02:40 PM	Meeting the UG students in Un-aided stream
02:40 PM – 03:10 PM	Meeting the PG students in Un-aided stream
03:10 PM – 03:30 PM	Tea Break
03:30 PM – 04:00PM	Meeting the student representatives of UG and PG classes in aided stream
DAY 2 (8th August 2015)	
Timing	Activity
10:00 AM – 10:30 AM	Entry Meeting of the Panel in the Department
11:00 AM – 11:30 AM	Visiting the Infrastructure
11:30 AM – 12:30 PM	Verifying the Audit Report and the Support Evidences
12:30 PM – 01:30 PM	Lunch Break
01:30 PM – 02:30 PM	Verifying the Audit Report and the Support Evidences
02:30 PM – 04:00 PM	Preparation of the Annual Audit Report
04:00 PM – 04:30 PM	Exit Meeting with the Principal and IQAC coordinator in Principal's Office

Department Profile

About the Department

The first batch of students for B.Sc. Degree course with Electronics as the major subject was admitted in June 1998. The Department started growing under the capable headship of Mr. R. Robin Jesubalan who also served as the Chairman of Board of Studies of the then Manonmanium Sundarnar University. He along with his team of dedicated colleagues evinced keen interest in molding the students academically and in other extracurricular activities. His headship is followed by Mrs. Maharajothi Lakshmi. Now Mr. Abraham N R Singh is leading the department.

Best Practices of the Department:

For the Student by The Student.
Constructing the Character.

Infrastructure in the Department

S.No.	Items	Verification (Yes/No)	Comments
1	No. of class rooms	Yes	Three
2	No. of laboratories	Yes	One
3	Computers for teachers	Yes	Available
4	Computers for students	Yes	Available
5	Internet access and related software	Yes	Available
6	Uninterrupted Power Supply	Yes	Available
7	Water Supply	Yes	Available

Department Library Facilities

Area in sq. Ft.	Total No. of Books Available
200	320

2. Faculty Profile

Faculty Strength	Total Staff – 4 Men – 1 Women – 3
Qualification	Ph.D. – 0 NET – 0 SET – 0, SLET – 0, M.Phil. – 0

List of the Faculty members

S.No.	Name of the Staff	Designation	Qualification
1	Mr. A. Abraham N R Singh	HOD	M.Sc
2	Ms.Sudha Metilda	Assistant Professor	M.Sc
3	Mrs.R.Ramalakshmi	Assistant Professor	M.E
4	Mrs. Janet Nightingale	Assistant Professor	M.E

Students' Profile

Student's Statistics for the year 2014-2015

The students are admitted on each course based on the Government schemes of reservation.

The community wise student's statistics are given below:

S.No	COURSE	OTHER THAN MINORITY														Minority		Total		Total			
		SC		SCA		ST		BC		DNC		MBC		BCM		OC		M	F		M	F	
		M	F	M	F	M	F	M	F	M	F	M	F	M	F	M	F	M	F		M	F	
1	B.SC ELECTRONICS	3	2	0	0	0	0	7	0	3	0	1	0	0	0	1	0	8	0	2	3	2	25

Placement Details

Programme Name	Batch	Number of students passed in final year examination	Number of students enrolled into higher education	Number of students placed in jobs
B.Sc.	2012 - 2015	29	4	10

Curriculum

Course Evaluation Pattern

This program is under Choice Based Credit System of the University. Each paper is evaluated for 100 marks with Internal 25 marks and External 75 marks. The duration of the examination is 1 hour for internal assessment test and 3 hours for external examination.

The pattern for internal assessment and the external examination are as follows:

For UG courses

Internal Evaluation Pattern		External Evaluation Pattern		Practical Evaluation Pattern
Average of Best of two from three internal assessment test	= 20	Section A (10x1=10)	= 10	Internal = 50
		Section B (5x5=25)	= 25	External = 50
Assignments/Seminars	= 05	Section C (5x8=40)	= 40	Total Marks = 100
Total Marks	= 25	Total	= 75	

S.NO	SUBJECT CODE	SUBJECTS	CREDITS
1	GMEL11	Basic Electronic Devices	4
2	GAIE11	Office Automation	4
3	GEVS11	Environmental Studies	2
4	GMEL31	Electronic Circuits	4
5	GMEL32	Electronic Measurement & Circuit Theory	4
6	GAES11	Digital Data Communication	4
7	GSEL3A	Electrical Instrumentation & Measurement	4
8	GNES3A	Electronic Trouble Shooting	2
9	GMEL51	Microprocessor	4
10	GMEL52	Medical Electronics	4
11	GMEL53	Mathematics	4
12	GMEL5A	Television Engineering	5
13	GESB5A	Personality Development	4
14	GMEL21	Semiconductor Devices	4
15	GAIE21	C Programming	4
16	GVBE21	Value Based Education	2
17	GMEL41	Linear Integrated Circuits	4
18	GMEL4A	Computer Network	5
19	GSEL4A	Electrical Machines	4
20	GNES4A	Industrial Control	2
21	GAES41	Advanced Communication System	4
22	GMEL61	Communication System	4
23	GMEL62	Industrial Electronics	4
24	GMEL63	VLSI Design	4
25	GMEL64	Robotics	4
26	GMEL6A	Fibre Optic Communication	5

Result Analysis

External examinations are conducted by ManonmaniamSundaranar University and the corresponding results are declared after evaluation. The subject-wise result analysis is made by course instructors which will be helpful to understand the quality of classroom teaching and observation about each course.

The analysis of the result for April 2014 and November 2015 University examinations are represented graphically:

The details of outgoing students that are appeared as well as passed in the April 2015 University examinations, are given in the below table:

Programme Name	Batch	Number of students appeared in the final year examination	Number of students passed in final year examination	Pass Percentage
B.Sc.	2012 – 2015	9	7	78

1. Infrastructural Facilities

- Class Room
- Wi-Fi enabled Secured Block
- Discussion Room

2. Outcome of the students meeting

- Students felt that the infrastructure provided by the college and department is GOOD
- The rules and regulations of the department were appreciated.
- Advanced curriculum and syllabus were appreciated and felt very proud in studying at this institution.
- They felt that the Staffs of the department are having best expertise and experience and are handling classes in a very professional way.
- Library timings not sufficient.
- Very minimal participation in extra-curricular activities for PG students.
- Wi-fi bandwidth not sufficient.
- Plug points for charging laptops not adequate in classrooms.
- Lunch room with water is expected in every block.
- Girls are not allowed to attend competitions outside the campus.
- Syllabus is advanced but heavy and due to that students felt stressed and are planning to move to other colleges.
- Importance is not given for communication and soft skills classes.

3. Outcome of the Faculty meeting

- They felt very proud to serve for this institution.
- They felt satisfied with the pay package.
- EPF contribution was also appreciated.
- Friendly and professional academic environment created by HOD was well appreciated.

4. Overall assessment

- The evaluation process followed in the laboratory is good.
- Uniform for students on Fridays is a good practice.
- The SGP programme is having a good impact on the outcome of the students.
- The virtual classroom with Audio visual effect and also reading section in Library is good.
- No visiting professors.
- No of volumes of Text books at library is not sufficient.
- Wi-fi bandwidth is too low.
- Web site of the college is not updated.
- Publications and participations in FDP, seminars, conferences and workshops by faculty members are minimal.
- Placement activities and placement related training are good.
- Placements in MNC are less.
- To complete 90 working days for first semester students is not feasible because of the admission procedure.




5. Suggestions


- More no of text book volumes has to be purchased
- Publications and participations in FDP, seminars, conferences and workshops by faculty members are to be increased.
- Paid leaves should be given to the faculty members to attend FDP, seminars, conferences and workshops.
- Incentives may be given to the faculty by the management for publishing papers and producing 100% results.
- External funded research projects to be taken up by the faculty members.
- Students may be asked to write job oriented online exams (elitmus, brainbench etc.) for better placements
- Since the time frame of 90 days for first semester is not met, certain complex subjects such as optimization techniques may be shifted to other semester.
- Programming Languages like java and .net may be given as an elective both in theory and practicals.
- Syllabus for Research domain and self learning courses may be clearly defined and it may include more areas.
- Lab credits may be reduced from 4 to 2 or 3.
- Soft Skills and Communication Skills may be combined into a single subject.
- Uniform distribution of number of theories and practical has to be followed in all the semesters.
- Total number of papers may be reduced to 8 per semester having 5T and 3P.
- Software projects I,II,III may be removed as practicals and be included as a component in programming lab practicals.
- Importance has to be given for communication and soft skills classes.


6. Conclusion

- Fundamental rules and regulations followed by the college management and department staff members are very good.
- Basic amenities and infrastructure in the college and the department is very good.
- Library facility is very good and there is a vast scope of development.
- Faculty Attrition ratio is low and that is good for a management.
- Faculty members are well experienced, qualified and talented and need more motivation in the form of incentives for publications and training.
- Students are given good placements and it may further be improved by placing them in MNC.

Signature of the Academic Panel Members

<p>Chair Person</p> <p>Mr. A Abraham N R Singh, Head, Department of Electronics, St. John's College, Palayamkottai, Tirunelveli- 627002,</p>	
<p>Subject Expert -1</p> <p>Mr. B. Robin Jesubalan, Head, Department of Information Technology PSN Engineering College, Tirunelveli.</p>	 <p>R. ROBIN JESUBALAN, M.E., Head of the Department Department of Information Technology PSN Engineering College Melathediyoor, Tirunelveli</p>
<p>Subject Expert – 2</p> <p>Mr. T. Lazar Head, Department of Electronics, Sri Paramakalyani College of Arts and Science, Alvarkurichi.</p>	


IQAC Coordinator


Principal
PRINCIPAL
ST. JOHN'S COLLEGE
PALAYAMKOTTAI - 627 002